

# 2026 Sauk County Junior Fairbook



**Online Entries OPEN—April 10th**

**\*\*Entries must be completed online by  
11:59 PM on Monday, May 11th**

**\*\*\*\*\*SITE WILL AUTOMATICALLY CLOSE AT 12:00 AM May 12th \*\*\*\***

**ABSOLUTELY NO ENTRIES ACCEPTED AFTER May 11th!**

Judging Day—All Non-animal fair exhibits: **Monday, July 6<sup>th</sup> from 1:30—6:30 PM**

Exhibitors that need help with entry?  
Email [info@saukcountyfair.com](mailto:info@saukcountyfair.com) and sign up for in person meeting

Questions Contact [info@saukcountyfair.com](mailto:info@saukcountyfair.com) 608-356-8707\*\*\*\*DEADLINE MAY 11<sup>TH</sup> 11:59PM

## Junior Fair Book Index

Department	Page	Department	Page
Junior Fair Index & Schedule General Rules & Regulations	2-3 4-7	Dept. 17 – Exploring & <b>CLOVER BUDS</b> <b>Early childhood youth programs</b>	44-45
Animal Rules & Regulations Live Market Animal Sale, Master Showman/Carcass Fair Staff Information	8-11 11-13 14 15	Dept. 18 - Cultural Arts (Includes Performance Arts, Speaking, Creative Writing)	46-49
Dept. 1- Dairy Cattle	16-17	Dept. 20 - Photography	50-51
Dept. 2 - Beef Cattle	18	Dept. 21 - Computers	52
Dept. 3 – Swine	19	Dept. 22 - Woodworking	53
Dept. 4 – Sheep	20	Dept. 23 - Electricity	54
Dept. 5 – Goats	21-22	Dept. 24 - Mechanical Sciences (Includes Tractor, Small Engines, Bicycle, Rockets, Models, Legos/K'nex, Dioramas, Robotics, Geospatial, Self- Determined Mechanical Sciences)	55-58
Dept. 6 – Horses	23-26	Dept. 25 - Foods (Includes Cake Decorating and Food Pres.)	59-62
Dept. 7 – Poultry	27-29	Dept. 26 - Clothing	63
Dept. 8 – Rabbits	30-31	Dept. 27 - Knitting/Crocheting	64
Dept. 9 – Dogs	32	Dept. 28 - Home Environment	64
Dept. 10 - Animal Science, Vet Science & Pet Project	33-34	Dept. 29 - Child Development	65
Dept. 11 – Exotics	35-36	Dept. 31 - Communications	65
Dept. 13 – Cats	37	Dept. 33 - Youth Leadership	66
Dept. 14 - Plant & Soil Science (Includes Crops, Garden)	38-40	Dept. 33 - Self Determined	66
Dept. 15 - Flowers/House Plants (Includes Home Grounds)	41	Dept. 34 - Health Sciences Dept 35- School Entries	66 67
Dept. 16 - Natural Sciences (Birds, Entomology, Rifle, Archery, Sports Fishing, Wildflowers, Rock Climbing, Astronomy, Adventure Project, Forestry, Backpacking, Hiking, Camping, Self-Determined, Natural Sciences)	42-43	State of WI Animal Rules and Regulations DATCAP ATCP 160. Swine ID Animal ID & Vet Check Information Form	68-73 74-76 77 78

## Junior Fair Schedule

**April 10th** -Online Junior Fair Entry opens- ENTER EARLY!

**May 11th –JUNIOR FAIR DEADLINE 11:59PM.**

The online entry site will automatically close at 11:59pm  
**Fair Clean Up 2026-Wednesday June 17th 5-8:30,**  
**Saturday 7:30am-11am: Narrows Creek, Sauk Prairie**  
**Earthlings, Skillet Creek, Endeavor, Active**

**July 6<sup>th</sup> Monday,**  
**PRE-FAIR JUDGING**

**ALL Non-Animal Projects 1:30 – 6:30 PM**

**Fairgrounds - Commercial Building**

*The following projects will be judged at this time:*

**ALL PROJECTS Judged Fair MONDAY**

**1:30PM-6:30PM**

**10-Animal & Vet Science**

- (Horse posters & displays, dairy educational exhibit)

**-Pet Projects**

**14- Plant & Soil Science**

(Crops, Garden, Flowers, House Plants)

**16. Natural Sciences**

(Birds, Entomology, Forestry, Shooting Sports,  
 Fishing, Wildflowers, Rock Climbing, Astronomy,  
 Biking, Hiking, Camping)

**17. Exploring (Cloverbuds, organizations early learning)**

**18. Cultural Arts, Creative Writing**

**20. Photography**

**21. Computers**

**22. Woodworking**

**23. Electricity**

**24. Mechanical Sciences**

(Tractor, Small Engines, Bicycle, Rockets,  
 Models, Legos, Dioramas, Robotics,  
 Geospatial)

**25. Foods, including cake decoration and food preservation**

**26. Clothing**

**27. Knitting & Crocheting**

**28. Home Environment**

**29. Child Development**

**33. Youth Leadership & Self-Determined**

**34. Health Sciences**

**35. School Entries**

Communications & Performance Arts take place on  
 Saturday, April 18<sup>th</sup>, 9am, PRE REGISTER with Sauk  
 County UW Extension 4-H.

**Monday, July 6**

**6:30 PM** - Cat Show Judging, Progress Hall

**Tuesday, July 7**

**5:00 PM** - Dog Show, Progress Hall

**Wednesday, July 8**

**7:00AM to 1:00PM ALL ANIMAL CHECK-IN**

**All livestock must be checked in**  
**to the fair by 1:00 pm**

**8:00 AM - 9:00 AM** - Sheep Weigh-in

**9:00 AM – 11:00 AM** -Swine Weigh In

**1:00PM - 2:00PM** - Goat Weigh-in

**1:00 PM - 3:00 PM** - Beef Weigh-in

**10:00 AM-3:00 PM-** Dairy Animal Records Collection

**1:00 PM-3:00 PM-** Horse Records Collection

**3:30PM Animal Exhibitor Meeting, Progress Hall**

**5:00 PM** - Sheep Show, WCCU Livestock Pavilion

**Thursday, July 9**

**8:00 AM** - Swine Show, WCCU Livestock Pavilion

**9:00 AM** - Rabbit Showmanship, Rabbit Barn Breed  
 judging starting after lunch

**9:00 AM** - Horse Department Dressage Event, Arena

**9:30 AM** - Beef Show, Progress Hall

**12:00 PM** - Poultry Show, Poultry Barn

**5:00 PM** - Goat Show, WCCU Livestock Pavilion

**6:00 PM** - 4-H Art Showcase (fashion show, music,  
 drama, demonstrations), Commercial Building

**Friday, July 10**

**8:00 AM** - Dairy Show, Progress Hall

**9:00 AM** –Speed/Gymkhana Event, Horse Arena

**5:00 PM** – Exotics in Progress Hall,  
 followed by Costume Contest

**Saturday, July 11**

**9:00 AM** - Horse Show Pleasure Events, Horse Arena

**3:00 PM – 5:00 PM** 4-H Action Center,

**1:00 PM** - Live Market Animal Sale in Progress Hall

**Sunday, July 12**

**10:00 AM- Horse Fun Show**

**10:00 AM Master Showman**

**4:00 PM Exhibits Released** Non-Livestock

**5:00 PM** Non-Animal Exhibits, Poultry & Rabbits must be  
 removed from building

**6:00 PM** Large animals must be removed

## Registration ALL EXHIBITORS

### 1. **Read Through all Rules and Regulations**

[Junior Fair Information \(Includes 4-H, FFA, Youth Groups\) – Sauk County Fair, Baraboo, Wisconsin](#)

#### **4-H Member Exhibitors**

USE your Wisconsin 4-H online username and password when logging into the link on the above page to access exhibitor registration for Junior Fair.

Exhibitor 4-H registration has been loaded behind the scenes.

#### **Non-4-H Exhibitors** (Including FFA, other groups and clubs)

Create a new FairEntry Account

Create a new username and password when logging into the link on the above page to access exhibitor registration for Junior Fair.

If registering as a family group, make sure all entries are added and all fees included.

For questions or any changes, prior to May 12<sup>th</sup> - contact [info@saukcountyfair.com](mailto:info@saukcountyfair.com) or 608-356-8707 (do not re-enter!)

## Registration Information – ALL Exhibitors

1. A "Registration Video" link will be available on our website, note a few things may be different, but you should get the general idea of how to register.
2. **Online entries** will be open from April 10 -May 11, 2026 of that fair year
  - a. Each exhibitor will be charged a \$5.00 entry fee per exhibitor
  - b. A credit card/debit card will be needed for registration
  - c. Visit [www.saukcountyfair.com](http://www.saukcountyfair.com) for a link to the online entry program starting April 10th.
  - d. Entries must be entered online by 11:59 p.m. on last day.
  - e. No late entries will be accepted.
  - f. All fees must accompany submission of entries.
3. All non-livestock judging will be held on Monday from 1:30-6:30 PM. at the Sauk County Fairgrounds (see judging schedule).
  - a. Entry tags may be picked up on that day in the judging area.
4. Enter non-animal and animal items for fair, items are listed by departments, classes and then finally in the lot.
5. Exhibitors can choose to show individual items in different membership groups. This is done within ONE exhibitor account. For example, you could show a beef steer in FFA, and a static project in 4-H. Make the choice on the lot level during registration.
6. Purchase any other items, such as t-shirts during registration
7. Make sure the phone number and email you choose you will be able to access for information.
8. All items by lot and all purchases will show clearly on your invoice.
9. Invoices come to the fair and then are approved.
10. If you are aware immediately of an error or you forgot something, email [info@saukcountyfair.com](mailto:info@saukcountyfair.com) explaining immediately. The invoice will get pushed back to you.
11. At that point make the changes and resubmit.
12. The Email Confirmation Invoice will show all entries.
13. Make a copy of your email confirmation and store it securely.
14. Almost everyone forgets what they entered, use your confirmation email to remind yourself.

## Rules and Regulations ALL EXHIBITORS

1. **Read** through the rules for the Junior Fair, make sure the youth exhibitor is aware of and understands all the rules and regulations.
2. **Read through all animal species specific rules** and regulations as well as the live meat animal sale rules and regulations if exhibitor is planning to exhibit animals.
3. **Online once the box for following the rules is checked during registration, it is understood that the exhibitor is aware of and understand the rules and regulations and that the rules and regulations were shared with all youth who are registered by themselves or by another person.**
4. **Changes**-Realizing that these policies, within the Fairbook, may not be all-inclusive, the Sauk County Agricultural Society, Inc. Board reserves the right to make adjustments to these policies.
5. **BEHAVIOR POLICIES** - All participating youth, parents, volunteers and leaders must follow the Sauk County Fair behavior policies.
  - a. No one will be allowed to smoke in any of the Junior Exhibit Buildings, including barns.
  - b. No one will be allowed to consume alcoholic beverages or other intoxicating substances in any of the Junior Exhibit Areas, including buildings and barns at any time.
  - c. The Junior Exhibit Buildings will be **closed** between 8:30 PM and 9:00 AM, animal barns are **closed** between 10 PM and 5 AM.
  - d. Anyone who is intoxicated, or exhibits "rowdy" behavior will not be allowed in the Junior Exhibit area including barns.
  - e. Everyone will be responsible for their own property and will respect public and the private property of others. If damages are done to public or the private property of other youth, parents, volunteers and/or leaders will be financially liable for these damages.
  - f. No one will participate in activities which could harm any other youth, parents, volunteers, leaders, chaperones, superintendents, Extension Staff or Sauk County Agricultural Society, Inc. Board members in any way (mentally, physically, or emotionally)
  - g. Violations of the above policies:
    - i. When violations of the above **policies** occur, all **youth** violators will be asked to cease the activity and a care to share form will be completed.
    - ii. Be asked to leave the fairgrounds **immediately**, and parents will be called (day or night).
    - iii. Forfeit all premiums for the current fair and immediately remove all of their exhibits.
    - iv. Forfeit the opportunity to be a Junior Fair Exhibitor at the Wisconsin State Fair.
    - v. If the violation takes place after the Fair, youth may possibly forfeit the opportunity to exhibit at the following years fair.
    - vi. When violations of the above policies occur, all **adult** violators will be asked to cease the activity and a care to share form will be completed.
    - vii. Be asked to leave the fairgrounds **immediately**.
    - viii. Youth of that adult may forfeit all premiums for the current fair and immediately remove all of their exhibits.
    - ix. Youth of that adult may forfeit the opportunity to be a Junior Fair Exhibitor at the State Fair.
    - x. If the violation takes place after the fair, youth of the adult violator may forfeit the opportunity to exhibit at the following years fair.
  - h. Realizing that these policies may not be all inclusive, the Sauk County Agricultural Society, Inc. Board reserves the right to make adjustments to these policies.
6. **CHECKING OUT**
  - a. Exhibits (including any barn decorations, bedding, and general tack) may not be withdrawn or disassembled before 4:00PM on Sunday.
  - b. Fitting Chutes, exhibitor clothing, and show tack may leave prior to Sunday release, but not after 8am Sunday morning.
  - c. Non-Livestock Exhibits; rabbits & poultry will be released at 4:00PM & must be picked up by 5:00PM on Sunday.
  - d. Large animal exhibits will be released at 4:00PM and must be removed by 6:00PM on Sunday.
  - e. Only exceptions are the animals sold at auction which may be loaded out at 2:00PM.
  - f. Stall Equipment, bedding, tack, and decorations must stay in place for those animals.
  - g. Non-Livestock Exhibits; rabbits & poultry will be released at 4:00PM & must be picked up by 5:00PM on Sunday.
  - h. Large animal exhibits will be released at 4:00PM and must be removed by 6:00PM on Sunday.

## Rules and Regulations Cont'd ALL EXHIBITORS

### 7. CONSEQUENCE FOR EARLY REMOVAL OF EXHIBITS, ANIMALS, OR BARN DECORATIONS

- a. If an individual removes decorations or exhibits early, the exhibitor will forfeit their premiums, be fined \$50, and the individual will be placed on probation the next year.
- b. If an individual on probation removes items early the following year, they will not be allowed to show in that project area at next year's County Fair.
- c. If an exhibitor believes they were wrongly accused of early removal they may write a letter to the Superintendent Oversight Committee for review.
- d. The appeal must be received within 7 days of the exhibitor being notified of the infraction.
- e. All decisions made by the Superintendent Oversight Committee are final.
- f. The Superintendent Oversight Committee reserves the right to interpret rules and regulations when questions arise. See definition of Superintendent Oversight Committee.

8. **DRIVING- YOUTH EXHIBITORS DRIVING MACHINERY or EQUIPMENT (including ATV, RTV, UTV) ON THE FAIR GROUNDS** \*Due to safety and insurance restrictions youth (including age 18+ registering as a youth exhibitor) **will not be permitted** to drive any machinery on the fairgrounds, except: \*If they are age 18 or older and have a valid Wisconsin Driver's License; \*Have proof of driver's liability coverage with their insurance company; \*Sign Waiver of Liability and \*Have Registered in the office.

\*\*\* To receive permission (for youth exhibitors) to drive machinery on the fairgrounds, bring the following items to the office: \_\_\_\_\_ (Not needed for adult non-exhibitors)

\*Valid Wisconsin Driver's License; \*Proof of liability coverage on your insurance policy

\*Signed waiver of Liability

No ATV, RTV, UTV, Machinery, or Golf Carts. No one may have ATV/UTV/RTV, machinery including golf carts unless approved fair board member or vendor, all motorized vehicles must be approved by the board.

### 9. EXHIBITORS- Who may exhibit at the Sauk County Junior Fair

- a. All participants MUST BE in grades 3-13 (1 yr. past high school) as of the current exhibit year.
- b. All participants in grades K-2<sup>nd</sup> as of the current exhibit year may only participate in the Exploring Department and may not exhibit in any other departments at the fair.
- c. Participants must be a member in good standing of any Sauk County organized youth group with adult leadership (with an education program approved by the local Fair Board) which includes: 4-H, FFA, Girl Scouts, Boys & Girls Club, Junior Breed Association, Wisconsin Show Pig Association, approved church youth groups,
- d. After School Clubs & 4-H member participants will exhibit only in the project areas that they are signed up for. Enrollment for animal projects must be by December 1<sup>st</sup> & non-animal projects must be enrolled by Feb. 1.
- e. If a foreign exchange student wishes to exhibit in the Junior Fair they may show non-animal projects to a judge for a ribbon, but no premium will be paid.
  - i. If the foreign exchange youth is a member of an approved club those established rules would be in effect.
- f. The Sauk County Agricultural Society, Inc; Sauk County Fair Board; does not exclude, restrict, or deny any person membership or participation in its activities because of race, color, national origin, religion, sex, age, disability, sexual orientation, pregnancy, marital or parental status, arrest or conviction record, or military or veterans' status.

### 10. EXHIBITS NUMBER OF

- a. **No exhibitor may make more than one entry in any lot/prize number or weight class.**
- b. Entries exhibited in Junior Fair cannot be shown in Open Class.
- c. Animal exhibits may have a limit on animals that may be entered by each exhibitor

### 11. JUDGING

- a. **Youth must be present for judging.**
  - i. The only exception made will be for youth attending a sanctioned organized youth group event or family event and with advance notice to the Sauk County Superintendent Oversight Committee. In the event youth are not able to attend pre-fair judging day, someone should be sent to represent them during fair judging with an index card stating why and how they made the project.
- b. All exhibits must be the work of the exhibitor and must be work done since the last fair.
- c. Boys and girls belonging to any Sauk County youth organization entered as a junior exhibitor shall not be permitted to show in open classes if exhibiting in Junior Fair, only in classes that are not projects being carried by the exhibitor in the Junior Fair.

## Rules and Regulations Cont'd All Exhibitors

### 12. JUDGING TYPES OF

- a. There are two different types of judging used at the Sauk County Junior Fair. In **Regular conference judging** an exhibit is evaluated based on its own merit; it is not compared to other exhibits in the same class. With regular judging there may be a class of all blue ribbons.
- b. In **Danish Judging**, exhibits are evaluated against a standard, and ribbons are awarded and placed from highest to lowest based on meeting the standard. In Danish judging, ribbons are awarded based on the total number of entries in a class and using the national guidelines for the distribution of ribbons.

**13. SEASON PARKING PASS** If purchased **at time of entry** is \$15/vehicle (limit of 3 per family). If purchased at the fair, purchase price is \$30/vehicle or \$6/day Exhibitor families may purchase up to 3 season parking passes PER FAMILY, not exhibitor, purchased on any exhibitor's registration.

**14. CLUB BOOTHS** (4-H, FFA, approved youth club/groups) 2025 theme will be "250 Years of American Stars, Stripes and Agriculture".

- a. Club booths may be set up Sunday of fair week 1pm-6pm, or Monday of fair week from noon to 5:30 pm, and must be completed by 5:30pm, that day.
- b. Judging of the booths will take place Monday at 6:00 PM.

### 15. DISPLAY BUILDINGS

- a. Buildings will be open each day, starting Wednesday, with someone on duty throughout the day until the buildings close. If there are no supervisors, the building will be closed.
- b. The Sauk County Agricultural Society, Inc. will take every precaution in its power for the safe preservation of stock and articles on exhibit after their arrival and arrangement on the grounds but will not be responsible for any loss or damage that might occur.
- c. Exhibitors will be held responsible for any damage or accident.

**16. SUPERINTENDENT OVERSIGHT COMMITTEE-** This committee will be responsible for any fair exhibit grievances or conflicts that occur that have an impact on eligibility of an exhibit, animal or exhibitor of the junior fair. This committee will also be responsible for resolving conflicts that may arise with superintendents or complaints concerning superintendents. Committee members are Liz Cook, Heather Marlette, Dorothy Harms, Don Larsen, Beth Yanke & Josh Nagel and other as appointed by the board. This committee reserves the right to interpret rules and regulations when questions arise.

**17. EXECUTIVE COMMITTEE-** Sharon Verthein, Connie Meyer, Barb Schachern, Gary Kaun, Brad Anderson, Doug Larsen, Samantha Miller & Bridget Wozniak, Lesa Knuth, Paula Brandt, Katie Meyer, Sydney Bailey, Sarah Mueller, David Cook, Sarah Cook, Katie Cook, Heather Marlette, Tessa Wagner, Tammie Case-Fry, Katie Fry, LaNell Jaquish, Franklin Cook, Dorothy Harms, Jean Bonham, and UW-Extension rep.

**2026 Theme**  
250 Years of  
American  
Stars, Stripes  
and  
Agriculture



## Animal Exhibitors Information & Animal Specific Rules and Regulations

1. **GET READY**-Gather forms and scan for Animal Registration, be prepared to upload at registration
  - i. premise ID (No premise id is needed for cats, dogs, or rabbits)
  - ii. Animal identification info
  - iii. Swine Identification Sheets
2. **EXHIBITOR WORKS**-All exhibits must be the work of the exhibitor and must be work done since the last fair.
3. **ALL ANIMALS** and livestock must be shown by the exhibitor unless special permission is granted by the person in charge during judging.
4. **OPEN CLASS**-Boys and girls belonging to any Sauk County youth organization entered as a junior exhibitor shall not be permitted to show in open classes if exhibiting in Junior Fair, only in classes that are not projects being carried by exhibitor in the junior fair.
5. **MARKET CLASSES** (ATCP 160.12) (a) General. A fair board may establish market beef entry classes under pars. (b) and (c). Animals entered in market beef entry classes shall be raised to be sold at market and shall be shown by weight. Entries may include beef, crossbred beef, dairy beef cross or dairy beef breeds. A fair board may establish weight limits for each entry class but may not limit entry classes by breed or sex. If 16 or more animals are entered in any entry class, that class may be divided into 20 or more approximately equal subclasses and each subclass may be judged as a separate entry class. An exhibitor may not enter more than one animal under this subsection.
6. **ANIMAL ENTRIES- All animals must be identified and entered to show at the fair. COMBINED ENTRY STALL, & WASTE REMOVAL FEE\*\*FEE IS PER ANIMAL, NOT per pen-**  
\*\*Sheep, Swine and Goats and Exotics will be combined in the same pens by family/farm. but, stall rent is per animal in combined pens for those animals.  
Dairy/Beef\$15.00/animal (not per pen) Swine/Sheep \$ 7.50/animal (not per pen)  
Goats \$7.50/animal (not per pen) Exotics \$7.50/animal (not per pen)  
Horse \$15.00/animal (not per pen) Poultry \$1.50 /per bird (not per cage)  
Rabbit \$1.50/per animal (not per cage)  
**Please note: \*There will be no refund on entry/stall rent fee**
7. **CHECK-IN \*TIME\*\*\*\***  
\*\*\*\*Wednesday (7am- 1:00PM) is Entry Day for exhibitors having animal exhibits \*\*\*\*REMEMBER TIME\*\*\*\*  
\*\*\*All animals must be on the fairgrounds by 1:00PM. \*\*\*\*  
Exhibitors bringing in exhibits after 1:00PM to check in will NOT be eligible for show.
8. **FAIR LOAD AND VET CHECK-IN FORM - MUST accompany ALL animals** upon arrival at the Sauk County Fairgrounds. *ONE form should be completed PER LOAD, not by each exhibitor.* This form should be completed prior to arriving at the fair. Forms are available online at [www.saukcountyfair.com](http://www.saukcountyfair.com). Also, at the end of the fair book.
  - a. Veterinarians will be at the entrance gate to review and collect the Fair Load and Vet Check-In Form. Veterinarians will also collect all state mandated health certificates. (refer to health rules above)
9. **VETERINARIAN**
  - a. Veterinarians will perform a well animal check at the gate before animals are cleared for unloading.
  - b. A veterinarian will conduct a daily inspection of all livestock at the fair. The appointed licensed veterinarian shall also have the responsibility of reviewing all records required for entry to the Fair. If the veterinarian detects a problem with an animal, the exhibitor will be responsible for payment of treatment.
10. **SWINE:** An exhibitor may enter up to 3 swine in entry classes under this subsection and may receive up to 2 premiums in any entry class under this subsection.
11. **HEALTH CERTIFICATES EXHIBITORS NAME MUST BE ON HEALTH CERTIFICATES- IF IN PARENTS NAME-** Use a marker and add name at top of certificates, for fair identification.
12. **ANIMAL IDENTIFICATION**
  - a. All animals must be identified with the name of the exhibitor and the youth organization they belong to. (Barn Cards can be picked up at the Fair Office).
  - b. You may also use your own as long as they have the proper information on them.
13. **CATTLE ANIMAL DISEASE**
  - a. Cattle affected with ringworm, warts, mange, or scab may not be exhibited. Unless the veterinarian verifies in writing that the ringworm lesions or warts are inactive and incapable of transmitting the disease.
  - b. Any cattle found with ringworm, warts, mange, or scabs that are active shall be removed from the premises of the fair.
  - c. If the exhibitor questions the superintendent about the removal of the animal, a veterinarian will be called to the fairgrounds to determine if the ringworm is active and the vet on call shall be the expense of the exhibitor. (See specific Health Rules under each dept.)

#### **14. PENALTIES**

Section 95.19 of the Wisconsin Statutes provides in part: "No person shall...exhibit at any fair any animal afflicted with or exposed to any contagious and infectious disease." It is a misdemeanor to exhibit animal contrary to this section. In addition, it is provided that any person violating this provision shall be liable to any other person who sustains damages be reason of such violation.

#### **15. LIVESTOCK RULES**

- a. All livestock buildings will close at 10 PM, **NO EXCEPTIONS!** Signs will be posted in all livestock buildings. Exhibitors must leave the barns at this time.
- b. Once all livestock buildings are closed, gates will be put up on the entrances of each barn to contain livestock overnight.
- c. For security purposes, livestock building lights will be kept on overnight. (This rule is adaptable to change per species superintendent)
- d. Exhibitors bringing in exhibits after WED. 1 PM to check-in will **NOT** be eligible to show.
- e. Market livestock weighing over the maximum weight will still be eligible for the market animal sale, but the buyer of the market animal will only have to pay up to the maximum weight.
- f. dairy or meat buck weighting over 83 ½ lbs. will be disqualified and not eligible for show and may be sent home \*\*\*

#### **16. PREMISE ID/ANIMAL ID**

- a. The premise ID # and animal Id are required to be entered online, to have entry accepted.
- b. Animals must have an ID. If you do not have this information, your animal will be sent home. This applies to ALL animal entries staying at the fairgrounds. It does not apply to cats, dogs, or small animal pets, which are all shown and then leave the fairgrounds the same day.

#### **17. EDUCATION REQUIREMENTS- Dairy, Beef, Swine, Sheep, Goats, Horse, Poultry, Rabbit & Domesticated Exotics must complete one YQCA course. YQCA- [www.saukcountyfair.com](http://www.saukcountyfair.com) for weblink**

Goals of YQCA-Ensure the safety and well-being of animals produced by youth for showing and for 4-H and FFA projects. Ensure a safe food supply to consumers. Enhance the future of the livestock industry by educating youth on these very important issues so they can become more informed producers, consumers and/or employees in the agriculture and food industry. Maximize the limited development time and budgets of state and national youth program leaders to provide an effective quality assurance program. Offer livestock shows a valid, national quality assurance certification for youth livestock exhibitors. The Youth for the Quality Care of Animals national multi-species quality assurance program embraces human diversity and is committed to ensuring that its educational programs are available to youth and adults on a nondiscriminatory basis without regard to age, ancestry, color, disability, gender identity or expression, genetic information, HIV/AIDS status, military status, national origin, race, religion, sex, sexual orientation, or veteran status. This statement is in accordance with U.S. civil rights laws and the U.S. Department of Agriculture.

***Education is a tenant of the Sauk County Fair, thank you for completing and providing excellent examples of animals in the agricultural industry. There is no reimbursement. . If it is a struggle to pay, contact the fair. YQCA Completion Educational Certificate*** Answer and Follow the Directions Below

- a. Are you entering an animal in the Sauk County Fair any day July 6<sup>th</sup> -12<sup>th</sup>, 2026?  
No = You are done, you do not need to go any further. Yes= Go to Question number b.
  - b. Are you entering either a dog, cat, or both, **but no other animal**?
    - A. YES= You are done, you do not need to go any further.
    - B. No= If you are entering other animals, Go to Question c.
- c. **If you are entering an animal in the following departments: Dairy, Beef, Swine, Sheep, Goats, Horses, Poultry, Rabbits, and Domesticated Exotics you will need to complete ONE (only ONE) YQCA Completion Certificate.**

EXHIBITOR ONLY NEEDS ONE CERTIFICATE FOR THE FAIR EACH YEAR. MAKE SURE IN EXHIBITOR'S NAME If the exhibitor has more than one species staying at the fair, the exhibitor may choose one of the species to complete the certificate.

The YQCA curriculum is broken into four levels: Junior ages 8-11, Intermediate ages 12-14, Senior ages 15-18, and Young Adult ages 19-21. Three or four levels of content focused on food safety, animal well-being, and character are outlined for each level.

**YOU DO NEED TO UPLOAD THE CERTIFICATE AT REGISTRATION**

**18. BARN DECORATIONS**

- a. It is recommended that barn decorations be the same within each club.
- b. If several clubs are sharing space, the decorations should be the same.
- c. Check your specific animal department and superintendent for specific decorating directions.

**19. DRESS CODE**

- a. Exhibitors are allowed to wear tasteful clothing in the show ring that **excludes** farm/club/chapter/association affiliation wording and logos.

**20. EARLY RELEASE**-It is up to the Fair Board's discretion to release animals due to environmental conditions or for the safety/health of the animal.

**21. HERDSMANSHIP: Herdsmanship is important to the public image of**

**agriculture.** Herdsmanship helps youth learn skills in making a presentable exhibit for the public as well as learn skills in courtesy, cooperation, neatness and proper care of animals.

Herdsmanship Judging will take place on Wednesday- Sunday 9 am and 9 pm by two to four individuals. Results will be announced Sunday at 3pm. All ties will be broken by the Livestock Superintendent or Herdsmanship judges. The 1<sup>st</sup> place herdsman award recipients for each species (beef, dairy, goat, exotics, sheep, swine, horse) will receive their name on a plaque that will be in each barn. The plaque will be added to each year. Herdsmanship Judges will be scores will be based on the following: cleanliness and care of the animal, aisles and walkways, equipment storages, identification and signage, decorations, educational components, and public presence.

**22. PROFESSIONAL FITTERS/FITTING**

- a. **Beef, Swine, Sheep, Goat** - Only the father, mother, guardian, grandparent, siblings or other Sauk County Fair junior exhibitors may assist in fitting a beef, swine, goat or sheep project.
- b. **DAIRY** - Fitters are allowed to clip animals on the Fairgrounds. It is highly recommended that the exhibitor be present to observe the fitter, so it may be a learning experience for the exhibitor.
- c. **ALL Species**: To maintain a high degree of confidence and integrity in the livestock shows, Sauk County Fair reserves the right to disqualify any animal fitted in an unethical manner and disqualify the exhibitor. Unethical fitting is prohibited and shall include any injection of gas, solid or liquid to alter the normal conformation. Treating the udder internally or externally with an irritant or other substance to artificially improve conformation is prohibited. Additionally, any cutting or tearing of the hide, cutting, or tearing underneath the hide or removal of tissue in any attempt to alter the shape or appearance is prohibited. Attempts to disrupt or change normal dental development, dyeing or coloring hair, adding artificial tail heads, switches, polls, hair, and heels, as well as any attempt to change the conformation and degree of firmness by administration of fluids internally or externally in a liquid or solid state is prohibited. The use of clenbuterol is prohibited.

**23. SHOWMANSHIP**-*Grades are based on the grade you are currently in (or just completed in May). All showmanship classes are under placed using Danish Judging.* Showmanship will be judged on the basis of: Showmanship, appearance and neatness of showman

**24. TRAILER/VEHICLE INFORMATION\*\*\***

- a. \*\*Please take your trailer home after animals are unloaded. Trailers are not allowed to stay on the fairgrounds.
- b. No vehicles or trailers will be allowed in the barn area, during the week, including Sunday prior to the exhibit release time of 4:00 PM. Violators will be subject to fines by Baraboo Police Department.
- c. EXHIBITORS BREAKING THE RULE WILL RESULT IN THE EXHIBITOR LOSING THEIR CURRENT Year PREMIUMS.
- d. **\*DO NOT BRING TRAILERS AND TRUCKS PAST BARRICADES BEFORE 4 PM ON SUNDAY, OR AT ANY OTHER TIME NOT LISTED!**
- e. \*\*The only exception is for pre-approved trailers, including trailers loading animals going directly to market at 2:00PM Sunday.

Each Project (dependent on number in project) may apply to their superintendent for an approved feed trailer, to be shared. There are a limited number of these trailer passes available to projects.

- a. Submit form by Monday of fair, to superintendent or office. An approved trailer will be registered and given a pass by the fair office; approved trailers will have the pass displayed on the trailer. The trailer will need to stay parked in the approved location until 4:00PM Sunday of fair. Trailers approved for project are for all project members.
- b. Sunday of fair. Trailers approved for project are for all project members.

**25. \*\*TACK SUPPLIES\*\***

- a. Extra feed, etc may be unloaded, next to buildings-
  - b. **ONLY** between **6AM - 8AM each morning of fair & between 9PM - 10PM each evening**
  - c. **NO VEHICLES** will be allowed next to buildings at any other time.
26. **OTHER ANIMALS** Dogs and / or other pets will not be allowed in the barns except for service dogs, check in at office.
27. **TENTS/ PORTABLE AWNINGS-** Tents, Portable Pop-up Tents and Awnings need to go in approved areas. Ask if you are unsure where the tents can be put up. We suggest that clubs and projects go together to share tents. To prevent blockage of fire lanes, roadways or entrances ask for guidance or you may be asked to take down the tent.
28. **WASH RACK**
- a. Washing animals is only allowed at the wash rack(s).
  - b. Any exhibitor found to be washing animals outside of those areas will not be allowed to show their animals in competition.
  - c. Be considerate of exhibitors trying to wash animals on that animal's show day.

**GO TO EACH DEPARTMENT FOR SPECIES SPECIFIC RULES AND REGULATIONS.  
READ THROUGH EACH SPECIES-SPECIFIC RULE AND ASK QUESTIONS OF THE SUPERINTENDENT IF YOU DO NOT UNDERSTAND.**

**When you check the box in registration it says you have read and understand.**

**LIVE MARKET ANIMAL SALE - Rules & Regulations**

**Where:** Sauk County Fairgrounds **Date:** Saturday **Time:** 1:00 PM

- **TIME/LOCATION** -The Live Market Animal Sale is held at 1:00 PM on Saturday of the fair in Progress Hall. Livestock lots from the market classes in the beef, sheep, swine, goat, poultry and rabbit projects are eligible to sell. The youth is charged a 5% commission on the full bid price, or the gross bid amount per animal if not sold by weight. The commission is divided as follows: 3% to the Sauk County Agricultural Society, Inc. and 2% to the Sauk County Meat Animal Sale Committee (MASC). (updated April 2025)
- **SHOWMANSHIP** – Exhibitor must show in showmanship, for the species they are selling, to be eligible for Live Market Animal Sale
- **PURCHASES** - All animal lots are eligible to be purchased as the animal or on buyer-support. Buyer-support means that the buyer pays only the difference between final bid and current market price. It is then the youth's responsibility to market the animal. All species (except of poultry and rabbits) are sold by the pound. Poultry and rabbits are sold by the lot.
- Arrangements may be made between exhibitors and buyers to exhibit the animal at another show.
- If 100% of earnings from sale animal is donated to a charity, the check will be written to that charity, not the Individual/youth that donated the sale animal.
- **OTHER FAIRS SALES** – If animal has already been sold at a previous livestock show/fair it may not be sold at the Sauk County Meat Animal Sale or come out for champion drive. If youth are found to be in violation of the above stated, they will forfeit the ability to sell in the following year's sale. If it is the youth's last year to sell in the Meat Animal Sale, they will forfeit the monies earned at the Meat Animal Sale.
- **SWINE** - The Swine Show will not be a terminal show, if swine are not purchased outright in the auction; exhibitors are responsible for selling their animals. The exhibitor is responsible for contacting the processor with instructions for personal sales by the Tuesday after the Fair. The Sauk County Agricultural Society, Inc. Board, Meat Animal Sale Committee (MASC) and the processor **ARE NOT** responsible for animals that do not have processing instructions called in by Tuesday after the Fair.
- **CARE** - It is the exhibitor's responsibility to continue to care for the animal until it is loaded on the buyer's truck. All animals going direct to market may be loaded onto buyer's truck no earlier than 2:00 PM on fair Sunday. No other animals, market or breed, may do this!!! This arrangement is for buyer/market convenience

## **LIVE MARKET ANIMAL SALE - Rules & Regulations Cont'd**

- **PROCESSING** – The exhibitor is responsible for contacting the processor with instructions for personal sales by the Tuesday after the Fair. The Sauk County Agricultural Society, Inc. Fair Board, Meat Animal Sale Committee (MASC) and the processor ARE NOT responsible for animals that do not have processing instructions called in by Tuesday after the fair.
- **ELIGIBLE SPECIES – All (Beef, Swine, Sheep and Goat) MARKET CLASSES NEED TO BE IDENTIFIED CENTERALLY, WITHIN SAUK COUNTY. BEEF MARKET CLASSES NEED TO BE WEIGHED IN CENTERALLY WITHIN SAUK COUNTY.** BEEF MARKET CLASSES must have pre-weighed and correctly tagged their animals during county-wide weigh-ins. All **Swine** exhibitors must have properly tagged and identified their animals by May 17. ALL goat exhibitors must have correctly tagged their **MARKET GOAT** animals during county-wide tagging. All **Sheep** exhibitors must have properly tagged and identified their animals by May 17. These animals will again be weighed on animal check-in day of the fair at time and location as posted in premium book.
- All **swine** exhibitors must have properly tagged and identified their animals by May 17. These animals will again be weighed on animal check-in day of the fair at time and location as posted in premium book.
- Exhibitors must assist with the weighing of their animals or have made prior arrangements for it to be done by others. NO WEIGH-BACKS AT ANY TIME.
- **SELECTION** - Animals will be selected during their representative species show by the judge. Up to 35 steers, 35 hogs, 30 sheep, 12 goats, 12 lots of poultry and 6 lots of rabbits may be selected. Judges have the right to choose less or none if animals are inferior to current market appeal.
  - **ROTATION FOR MARKET SALE - Subject to change**
    - 2026 – Goats, Beef, Swine, Sheep, Small Animals
    - 2027 – Sheep, Goats, Beef, Swine, Small Animals
    - 2028 – Swine, Sheep, Goats, Beef, Small Animals
- **GRAND CHAMPIONS & RESERVE GRAND CHAMPIONS** -All qualifying youth may sell one animal lot only. The only exception to this rule is if youth has earned multiple Grand Champion or Reserve Grand Champions in same or different species, then both Grand Champion and Reserve Grand Champions must sell.
- **BUYER THANK YOU** - Each youth must turn in, to their species superintendent, a hand-written thank you note to the buyer that is addressed and stamped. The thank you is due by 3:00 PM on fair Sunday. If not turned in, you will not get a check!

### **ADDITIONAL ITEMS**

- **SPECIES SPECIFIC REQUIREMENTS**

Each superintendent with proper notification in fair book posting may add additional requirements for youth to meet sale eligibility. These may include mandatory meetings, animal weight limitations, un-horned animals, etc. It is the youth's responsibility to understand and fulfill those additional items. Superintendents have the final say as to youth's meeting those extra eligibility items.

  - **NOTE: Animals weighing over the maximum weight (listed below per species) will still be eligible for the sale but the buyer of the animal will only pay up to maximum weight.**

### **BEEF**

- Market heifers and steers will be weighed on entry day
- Market beef - minimum weight of 1,025 lbs., maximum weight of 1,375 lbs.
- Dairy steers - minimum weight of 1,025 lbs., maximum weight of 1,500 lbs.

### **MARKET HOGS**

- Market hogs will be weighed on entry day. Minimum weight of 235 lbs., maximum weight of 285 lbs. The hog show will not be a terminal show.

### **MARKET LAMBS**

- Market Lambs will be weighed entry day. Minimum weight of 100 lbs., maximum weight of 150 lbs.

### **MARKET GOATS**

- Market goats will be weighed on entry day
- Market Meat goat is one born after January 1 of the exhibit year
- Dairy Wether goat is one born after August 1 of the previous exhibit year
- Market goats may be shown in market or breed class, not both
- Dairy Buck & Meat Buck - minimum weight of 45 lbs., maximum weight of 75 lbs.  
\*\*\* meat buck weighting over 83 ½ lbs. will be disqualified and not eligible for show, and may be sent home \*\*\*
- Dairy Wether & Meat Wether - minimum weight of 45 lbs., maximum weight of 120 lbs.
- Meat Doe - minimum weight of 45 lbs., maximum weight of 120 lbs.

### LIVE MARKET ANIMAL SALE - Rules & Regulations Cont'd

- **MULTIPLE Species** -Youth with animals qualifying in different species must choose one, notify all involved superintendents as soon as possible and no later than 7:00 PM on fair Thursday or upon completion of all market animal sale selections. All qualifying youth may sell one animal lot only. The only exception to this rule is if youth has earned multiple Grand Champion or Reserve Grand Champions in same or different species, then both Grand Champion and Reserve Grand Champions must sell. All Grand Champion and Reserve Grand Champion animals from qualifying youth MUST sell.
- **SALE PARTICIPANT MEETING SALE PARTICIPANT MEETING** (exhibitors and their parents) are required to attend the sale participant meeting on Saturday morning at 9:30 AM in Progress Hall. Participants are responsible for assisting in the set-up on Progress Hall directly after the meeting.

#### ANIMAL DRUG VIOLATIONS

If you want to protest any animal violations you must submit in writing to the fair office your name, contact information, \$50.00 and a summary of the alleged possible list of drugs misused on animal. A sample from the animal(s) in question will be drawn within 12 hours of the filing. If the sample reveals a problem (unapproved drugs for market animals) the deposit will be returned. If the

carcass of an animal is deemed not to be marketable or saleable; all sale proceeds will be refunded to the buyer. If a sample is positive the youth exhibitor will not be eligible for exhibition at State Fair of current or following year or County Fair of following year.

**DISPUTES** - In the event of rule infractions and/or disputes between buyer and seller or rule interpretation, the Sauk County Agricultural Society, Inc. Board of Directors will make final rulings.

#### OTHER

- Youth should be present to sell their own animal. Notify superintendent as early as possible if other arrangements need to be made.
- Youth attire and animal cleanliness and fitting should be the same as show day.
- Youth should assist with set-up and tear-down of auction area in Progress Hall. Please report to Progress Hall at 9:30 AM on the day of the sale. Remember, you profit from the sale, so please help!
- Posting of buyer's name and sale price by animal stall is MANDATORY. Signs are available from each superintendent.
- Youth should send invitations to new prospective buyers 2-4 weeks prior to the fair.

### Sauk County Fair Carcass Ultrasound Show

- Any of the following animals that are eligible for the Live Market Animal Sale can be entered into the Carcass Ultrasound Show: Beef, Dairy Beef, Beef Heifer, Swine, Sheep or Goat.
- There is no limit on the number of animals an exhibitor may enter into the Carcass Ultrasound Show, premiums will only be paid on two animals.
- Exhibitors must sign up for the Carcass Ultrasound Show through the Sauk County Fair online entrysystem, by registration deadline of the current fair year.
- Exhibitors must attend a meeting to be held after the fair (time to be announced at fair) in order to obtain results on their animals.
- Exhibitors will be responsible for bringing their animals to the area for them to be scanned. Times and locations will be posted on the day of the scanning.
- Exhibitors will need to provide official ID's and weights to the parties taking information for the Carcass Ultrasound Show.
- Exhibitors will allow the judge to use oil on the surface of the animal to allow ultra-sounding of the animal.
- The judge will be the person scanning the animals.
- All results will be final.

**SAUK COUNTY FAIR MASTER SHOWMAN CONTEST RULES**  
**Sunday of the fair week at 10:00 am Progress Hall**

1. Departments: The following departments will participate in the Master Showman Contest: Dairy, Beef, Swine, Sheep and Goats.
2. Participants: The top two winners of Senior Showmanship in each of these species will participate in the Master Showmanship Contest.
  - If a winner from one of the above stated classes chooses not to participate in the Master Showman Contest, the option to participate will default to the third-place winner in that class.
  - If a member is eligible to participate in the Master Showman Contest in more than one species, he/she must choose the species in which he/she will participate by Friday afternoon at 4:00 pm. The participant must inform BOTH species Superintendents and the Master Showman Contest Organizer of his/her decision. The third-place winner in their non-chosen species will have the option to participate.
3. Master showmanship participants will meet Saturday morning at 9:00 am in Progress Hall for a short meeting about expectations/rules.
4. Each participant will show an animal from the project in which they won Senior Showmanship first, then an animal from each of the other four species through the rotation. The Superintendent of each species will be in charge of selecting two animals to be used for the Master Showman contest, with the approval of the owner of the animals selected.
5. There will be five judges, one representing each species. The superintendent of each participating species will assist the Master Showman Organizer with selection of needed judges.
6. Each judge will use a 1-10 scale to evaluate each participant in categories such as showing the animal, species knowledge and appearance/attitude.
7. Five minutes will be allowed for the participants to show each species. The timekeeper will notify the Participants and the judges when one minute is left for each round. Please note - all species will be shown simultaneously in the same show ring. The rotation of species shown will be discussed at the pre-contest meeting.
8. If items such as a brush, show stick, comb, etc. are necessary to show your species, please bring them with You to the Master Showman contest. These items will be passed to the next participant who will show that Species.
9. A final rotation will involve public speaking. Each participant will be asked to answer four questions. Each participant will speak to the same questions.
10. Results will be determined by totaling all rotations scores.
11. Non-cash awards will be given for Grand Champion Senior Showman and Reserve Champion Senior Showman.
12. In the case of a tie, the participant with the top public speaking score will be deemed the Champion. If in the event a tie is still not broken, a random question will be drawn from a hat in which the participant will answer. Audience applause will be asked for in order to determine the winner of the final tie breaker.
13. The decision of the judges and the Master Showman Contest Organizer are final.

## **Sauk County Agricultural Society**

The Sauk County Agricultural Society, Inc. is dedicated to giving exhibitors the best county fair experience! We greatly appreciate all volunteers and know that our volunteers help make the fair successful. As we look forward to this year's fair, we hope you will consider volunteering at the fair. You can contact us at [info@saukcountyfair.com](mailto:info@saukcountyfair.com) to volunteer or become a sponsor. We appreciate your time and commitment!

### **Board of Directors**

Officers: President- Scott Zirzow;

Vice-President- Mikala Turner;

Manager/Secretary- Liz Cook;

Treasurer- Angie Holt;

Marshall- Brady Neuman

Directors: Josh Nagel, Ben Turner, Don Larsen, Beth Yanke, Jacob Zirzow & Tony Fluette

Grounds Manager: John Darrow; Assistant: Skyler Getschman;

Partnership/Sponsorship Coordinator-Jennie Kohlmeyer

### **Superintendents**

Dairy-Brad Anderson & Gary Kaun

Beef- Don Larsen & Jamie Meister

Swine-Sydney Bailey & Becky Riberich

Sheep-Lesa Knuth, Paula Brandt, & Katie Meyer

Goats-David Cook & Sarah Cook

Horse-Heather Marlette & Tessa Wagner

Poultry-Samantha Miller & Bridget Wozniak

Rabbit-Sarah Mueller & Heidi Cronin

Dogs-Katie Cook

Animal, Vet Science & Pet- Franklin Cook

Domesticated Exotics-Tammy Case-Fry

Cats- Jean Bonham & Mary Bonham

Plant & Soil Science- LaNell Jaquish Flowers & House Plants- LaNell Jaquish

Natural Resources Sciences- Franklin Cook

Exploring- Connie Meyer

Cultural Arts & Clothing- Sharon Verthein & Leticia Keding

Photography- Katie Cook

Computers- Woodworking- Electricity- Mechanical Science- Franklin Cook

Foods & Nutrition- Barb Schachern & Kathy Genz

Knitting & Crocheting- Home Environment- Communications- Connie Meyer

Youth Leadership & Self Determined & Health Sciences- Connie Meyer

Exploring - Cloverbud & early childhood Fair Exhibits- Dorothy Harms

Afterschool Groups- Liz Cook

**Meat Animal Sale Committee-** Lisa Pertzborn, Lesa Knuth, Katie Meyer, Paula Brandt, Annie Allen, Brock Pelton, Katie Yanke, Taylor Fearing, Jeremiah Ihm, Don Larsen & Josh Nagel.

Thank you to our superintendents and committees for their hard work and dedication to making the fair great for our junior exhibitors!

Please, volunteer to help at this year's fair- email us at [info@saukcountyfair.com](mailto:info@saukcountyfair.com) Thanks!\_\_\_\_\_

**DEPARTMENT 1 - DAIRY**  
**Dairy Animal Superintendent Check-In, Fair Week -Wednesday from 10:00 AM-3:00 PM**  
**Fairgrounds Veterinarian Check-in ends at 1:00pm**  
**Judging on Fair Week Friday at 8:00AM**  
**Superintendents – Brad Anderson & Gary Kaun**

---

**REQUIREMENTS:**

- Members must furnish feed, bedding and necessary equipment,
- Cattle under quarantine by DATCP are not eligible for exhibition.
- The superintendent will do check in of cattle from 10 AM – 3:00 PM in Progress Hall for any cattle ready and in place to check in.
- Report any animals that were left at home for any reason to the superintendent.

**REGISTERED CATTLE**

1. A managerial animal is an animal that is under the daily care of but not owned by the exhibitor.
2. Exhibiting of managerial animals in the Junior Division is open to all dairy exhibitors - regardless of age of animal.
3. All registration certificates for all bovine must be presented to the superintendent by 8AM on the day of the show or cattle will be shown in the grade classes. Telegrams, telephone calls, faxes and other communications from breed association certifying applications for registration will not be accepted.
4. Ownership by a junior exhibitor is established when an animal is recorded in the name of the junior exhibitor only.
5. "Ownership of all calves and yearlings must be owned or transferred to the exhibitor's name on or before MAY 1 of the year in which the animal is exhibited. For any animal that is 2 years and older or has calved at least once, the ownership or transfer date must be before Jan. 1st of the show year to be eligible for State Fair."
6. Registered two (2) year old and older cows may be shown in the registered class even if it is not in the exhibitor's name. However, if the animal is to be exhibited at the Wisconsin State Fair, then rule 4 applies. This applies to the Sauk County Fair only.

**GRADE CLASS**

Rules for grade classes are exactly the same for registered cattle with the exception of registration paper verification.

**BEST BARN EXHIBIT** - - Groups keeping their stalls, animals and other properties in the most attractive appearance throughout the fair. All clubs, chapters, and youth organizations are eligible to participate. Judging will take place daily throughout the fair. Points considered in placings:

- A club display and work done by members.
- An attractive exhibit, which indicates club name and exhibit boundaries.
- Care and appearance of animals and equipment.
- Courtesy of club members. Someone present during the day. No unnecessary loitering. (See Behavior Rules) DAIRY

**HERD DAIRY HERD IMPROVEMENT PRODUCTION AWARD**

The South Central DHI Milk Testing Cooperative will recognize the highest producing cow in each class of the Junior Fair Dairy show. **PRIOR TO THE SHOW \*\*\*\*** Exhibitors are to submit (ILC) Individual Cow Record, which you can obtain from your field technician, on their animals prior to the show. Records must be a completed record. Records from all type tests (except Profitest) are eligible. Animals of all breeds, registered or grade are eligible, including dry class animals. The highest actual 305 days (or less) pounds of milk produced by a cow in the class will receive the award.

Holstein	18,168 lbs.	Brown Swiss	13,865 lbs	Guernsey	12,271 lbs.
Jersey	11,070 lbs.	Ayrshire	13,452 lbs.		

**STATE FAIR INFORMATION-** Sauk County Fair provides this info as a service, always check with the State Fair for most current info or changes. All animals in the Junior Dairy Dept. two years or older must be registered or transferred on/or before January 1st of the Fair year in the name of the exhibitor. Updated in 2012 (Check WI State Fair Rules for updated information): Co-ownership will be allowed as long as the exhibitor's full name appears on the registration paper along with any other individual under 21 years of age as on January 1st of the current year.

**DR. W.I. BIBLE TRAVELING TROPHY** (*Person recognized as starting 4-H in Sauk County*) – Open to current showmanship winners and previous Dr. Bible winners. *Sponsored by Former South Lime Ridge 4-H Club members.* \*Previous winners of the Dr. Bible Trophy will be judged on Friday with Senior Division and are eligible for regular showmanship competition in their age category. Trophy should be returned to the fair office the following year. (When an exhibitor wins the Dr. Bible Trophy a 3rd time in their show career, they get to keep the trophy).

**SHOW ORDER – 8:00 AM START**

2-Year-Old Cows	3-Year-Old Cows	4-Year-Old Cows	5 + Year Old Cows	Dry Cow Class	Sr. Champion
Showmanship	Calf Classes	Jr. Champion	Supreme Overall Champion	Bred & Owned	Club Herd

- Champions will be awarded in separate Grade & Registered divisions only if ten or more animals are exhibited in that breed, otherwise champions will be combined grade & registered in that breed.
- Any animal that is a Beef/Dairy crossbred must be shown in the Beef/Dairy crossbred Beef Show.
- To be eligible for the dairy show, the animal must be 100% dairy.

**Premiums for Registered & Grade Dairy Cattle**

Heifer Calf: Spring, Fall & Winter: 1st - \$9.00 and - \$8.00 3rd - \$7.00 4th - \$5.00  
 Yearling Heifer: Summer, Spring, Winter & Fall: 1st - \$11.00 2nd - \$9.00 3rd - \$7.00 4th - \$5.00  
 Cow Classes 1-3, 5-7, 9-11 & Dry Cow: 1st - \$12.00 2nd - \$10.00 3rd - \$8.00 4th - \$6.00

**AGE CLASSIFICATIONS:**

Spring Heifer	Born on or after March 1, of the current Exhibit year: (must be 4 months old day of show).
Winter Calf	Born December 1, year preceding Exhibit Year - February 29, of the current Exhibit year.
Fall Calf	Born September 1 - November 30, year preceding Exhibit Year
Summer Yearling	Born June 1 – Aug 31 <sup>st</sup> of year preceding Exhibit year.
Spring Yearling	Born March 1 <sup>st</sup> – May 31 <sup>st</sup> of year preceding Exhibit year
Winter Yearling	Born Dec. 1 <sup>st</sup> , of second year preceding the Exhibit year- Feb 29 of year preceding Exhibit year
Fall Yearling	Born September 1 <sup>st</sup> – November 30, of the second year preceding Exhibit year
Two-Year-Old	Born September 1 <sup>st</sup> – August 31 <sup>st</sup> of the third year preceding Exhibit year
Three-Year-Old	Born September 1 <sup>st</sup> – August 31 <sup>st</sup> of the fourth year preceding Exhibit year
Four-Year-Old	Born September 1 <sup>st</sup> – August 31 <sup>st</sup> of the fifth year preceding Exhibit year
Five-Year-Old plus	Born September 1 <sup>st</sup> – August 31 <sup>st</sup> of the sixth year preceding Exhibit year
Dry Cow	Over 2 years old and has milked a minimum of 280 days and is in dry form.

**DAIRY CLASSES**

Class 1- Registered Holsteins	Class 2 Grade Holsteins
Class 3- Registered Guernsey	Class 4- Grade Guernsey
Class 5- Registered Brown Swiss	Class 6- Grade Brown Swiss
Class 7- Registered Jerseys	Class 8- Grade Jerseys
Class 9- Registered Milking Short Horn	Class 10- Grade Milking Short Horn
Class 11- Registered Ayrshires	Class 12- Grade Ayrshires

**Item Description #'s**

1	2-Year-Old Cow
2	3- Year-Old Cow
3	4- Year-Old Cow
4	5- Year-Old Cow
5	Dry Cow 2-Year-Old & over
6	Spring Heifer Calf
7	Winter Heifer Calf
8	Fall Heifer Calf
9	Summer Yearling Heifer Calf
10	Spring Yearling Heifer Calf
11	Winter Yearling Heifer
12	Fall Yearling Heifer

**CLASS 13 – BRED & OWNED – By Exhibitor**, animal must be in Junior Exhibitors' name, not farm name.

- Bring registration papers to ring verify ownership in exhibitor's name.

**CLASS 14 – CLUB HERD** (no entry required)

- Mixed or all of one breed – 5 animals minimum to 7 animals maximum – with 3-7 exhibitors.

**CLASS 15 – DAIRY SHOWMANSHIP & FITTING**

**Premiums: 1<sup>st</sup> \$3.00, 2<sup>nd</sup> \$2.50, 3<sup>rd</sup> \$2.00, 4<sup>th</sup> \$1.50    Award: Top Dairy Showman**

- Must be registered in the online entry to receive premiums & ribbons
- The first and second blue ribbon winning exhibitors from each showmanship class will compete for Top Dairy Showman.

1	1 <sup>st</sup> Year Showmanship – 8 yr old to 12 yr old ONLY. If you enter in this class, you MAY NOT enter another
2	Beginning Showmanship Grades 3-5
3	Intermediate Showmanship Grades 6-8
4	Senior Showmanship Grades 9 -10
5	Advanced Showmanship Grade 11 and above

**DEPARTMENT 2 - BEEF CATTLE**  
**Market Weigh-In Saturday, February 7<sup>th</sup>, 2026, and Fair Week Wednesday @ 1:00 – 3:00PM**  
**Judging: Fair Week Thursday @ 9:30AM; Progress Hall**  
**Superintendent –Don Larsen & Jamie Meister**

**REQUIREMENTS:**

- It Is Strongly suggested That All Animals Be Double-Tied
- Only 2 market animals may be shown by one exhibitor & they must be in different weight classes.
- Only one animal may be sold at the Live Market Animal Sale.
- Showmanship is required for Live Market Animal Sale
  - Market Classes: (a) General. A fair board may establish market beef entry classes under pars. (b) and (c). Animals entered in market beef entry classes shall be raised to be sold at market and shall be shown by weight. Entries may include beef, crossbred beef, dairy beef cross or dairy beef breeds. A fair board may establish weight limits for each entry class but may not limit entry classes by breed or sex. If 16 or more animals are entered in any entry class, that class may be divided into 20 or more approximately equal subclasses and each subclass may be judged as a separate entry class. An exhibitor may not enter more than one animal under this subsection.
  - Market heifers may not be shown in the breeding stock classes
  - Feeder Calves need to be banded or surgically cut (castrated). No crimping.

**AGE CLASSIFICATION - (All Classes)**

**SENIOR CALF** - born during the period Sept. 1 to Dec. 31 (fall) of year preceding exhibit year

**JUNIOR CALF** - born on or after Jan. 1 of exhibit year (spring). Calf shall be at least 3 months old at time of exhibit

**SUMMER YEARLING HEIFER**- born during the period of May 1 to Aug. 31 of year preceding exhibit year.

**JUNIOR YEARLING HEIFER** - born during the period Jan. 1 to April 30 of year preceding exhibit.

**SENIOR YEARLING HEIFER**- born during the period Sept. 1 to Dec. 31 of 2nd year preceding exhibit year.

**YEAR-OLD COW & OVER WITH CALF 7 MOS. OR YOUNGER, PUREBRED OR GRADE** - born before Sept. 1 of second year preceding exhibit year with calf 7 months old or younger

**BEEF CLASSES**- **Market Animals numbered lots of 1,2,3,4,5 & 6 must be weighed in at county wide weigh-in, dates above.**

- Beef classes will be broken down by weights after all steers have been weighed in.
- Classes may be split into more than one group if classes are too large.

**CLASS 1 – MARKET ANIMALS ITEMS #'S**

**Premiums: 1<sup>st</sup> - \$8.00; 2<sup>nd</sup> - \$7.00; 3<sup>rd</sup> - \$6.00; 4<sup>th</sup> - \$5.00**

**1. MARKET STRAIGHT BRED BRITISH (Angus, Hereford, Shorthorn) BEEF STEER** (Both Parents Must Be Same Breed)

**2. MARKET STRAIGHT BRED EXOTIC BEEF STEER** (Both Parents Must Be Same Breed)

**3. MARKET CROSSBRED BEEF STEER** (Both Parents Beef Breed)

**4. MARKET DAIRY-BEEF CROSS STEER** (Animal must be at least 50% dairy) Any animal that is a dairy/beef crossbred must be shown in the dairy/beef crossbred show unless animal is 100% dairy.

**5. MARKET DAIRY STEER** (Both Parents are Dairy Breeds)

**6. MARKET HEIFER – not breed specific**

**7. FALL FEEDER CALF MARKET** – Born from September 1 to December 31<sup>st</sup> of year preceding exhibit year.

**8. SPRING/SUMMER FEEDER CALF MARKET**-Born between January 1<sup>st</sup> of exhibit year(spring) Calf at least 3m. old at time of exhibit.

**9. PAIR OF SUMMER MARKET ANIMALS** – by same exhibitor

**BREEDING CLASSES**

**Awards:** Champion & Res. Champion BEEF FEMALE-All Breeds-Ribbon & Trophy - Each Breed

Premiums	1 <sup>st</sup>	2 <sup>nd</sup>	3 <sup>rd</sup>	4 <sup>th</sup>
Junior & Senior Bull Calf; Junior Heifer Calf	\$9.00	\$8.00	\$7.00	\$6.00
Senior, Summer, & Junior - <b>Yearling Heifers</b>	\$11.00	\$9.00	\$7.00	\$5.00
Cow – 2 yr & over with calf – 7 mos. Or less	\$8.00	\$7.00	\$6.00	\$5.00

**BREEDING CLASSES**

**Breeding classes will include both polled and dehorned.**

Class 10- Angus	Class 11- Charolais	Class 12- Gelbvieh	Class- 13 Hereford
Class 14- Limousin	Class 15- Maine-Anjou	Class 16- Red Angus	Class-17- Shorthorn
Class 18- Simmentals	Class 19- Any Other Breed	Class 20- Crossbreds	

**Item # and Description of Class (ALL Classes are purebred or crossbreds)**

1 Junior Heifer Calf	5 Senior Yearling Heifer
2 Senior Heifer Calf	6 Cow 2 yr + with calf – 7mos or younger
3 Summer Yearling Heifer	7 Jr. Bull Calf
4 Junior Yearling Heifer	8 Sr. Bull Calf

**CLASS 25 - BEEF SHOWMANSHIP** – must enter with registration online

**Premiums: 1st - \$3.00; 2nd - \$2.50; 3rd - \$2.00; 4th - \$1.50.**

1. Grades 3-5	2. Grades 6-8	3. Grades 9-10	4. Grades 11+
---------------	---------------	----------------	---------------

**CLASS 300 – CARCASS ULTRASOUND SHOW** – See rules above.

**Premiums: 1st - \$6.00; 2nd - \$5.00; 3rd - \$4.00; 4th - \$3.00**

1. Animal one	2. Animal two
---------------	---------------

Club Herd: 4 animals shown by 2 or more exhibitors from the same club. Sponsored by Otter Creek Farm

Mr. & Mrs. Dan Thieding & Family Traveling Trophy – Dan Thieding and family, Rock Springs, present a traveling trophy to best showman in beef, Junior Fair. An exhibitor must win trophy three times (not consecutive) to become a permanent owner. Return trophy to fair office the next year.

**Educational Display:** See Dept. 10,

**Questions Contact [info@saukcountyfair.com](mailto:info@saukcountyfair.com) 608-356-8707\*\*\*\*DEADLINE MAY 11<sup>TH</sup> 11:59PM**

**DEPARTMENT 3 - SWINE**  
**Weigh in: Fair Week Wednesday @ 9:00 – 11:00AM**  
**Judging: Fair Week Thursday @ 8:00 AM; WCCU Livestock Pavilion**  
**Superintendents – Sydney Bailey; Becky Riberich**

---

**Rules and Requirements: MARKET SHOW & BREED SHOW**

- Exhibitors should contact the superintendent or fair office to get Sauk County Fair Ear tags for their animals. Identification sheets must be uploaded into the registration entry system by Close of Registration
- Each exhibitor is allowed to show two market hogs (barrows, gilts, or one of each)
- Each exhibitor is allowed to sell only one animal, except for exceptions listed in Live Market Animal Sale.
- For Swine Identification-All hogs will be identified by completing the Swine Identification sheet with ear notches, an ear tag, distinctive color patterns and the sex.
- Animals may be identified by a Wisconsin State Fair Tag, used to identify their animal/per the rules of WI. State Fair
- A required market ID form must be completed for each animal– check fair website or watch your club newsletters for more details. All hogs must be identified by ear notch and ear tag. The ear notching should have been done shortly after the animal was born. Vo-Ag and/or leaders are not responsible for ear notching your animal. Each youth is allowed to identify six market hogs.
- Swine from within Wisconsin need a Wisconsin intrastate certificate of veterinary inspection (CVI or health certificate): Stating that the entire herd of origin was inspected on the farm within 30 days before the show and showed no signs of disease.
- Swine from outside of Wisconsin, see DATCP rules in back of fair book.
- **All swine must have a PRRS (Porcine Reproductive and Respiratory Syndrome) and SECD (Swine Enteric Coronavirus Disease) test of the herd of origin within 90 days of the exhibition.**
- Animal must be born after January 1 of the exhibit year.
- To be eligible for the Live Market Animal Sale swine must be a minimum of 235lbs and no more than 285lbs maximum. Your hog may weigh over 285 lbs; however, it will only sell at that maximum 285lbs.

**NOTE: Animals weighing over the maximum weight (285lbs for swine) will still be eligible for the sale but the buyer of the animal will only pay up to maximum weight.**  
**If you are entering 2 barrows or gilts - please list twice on your online entry form**

**Breed Specific**

- All purebreds must have registration paperwork, if not they will be marked as a crossbred.
- Classes will be split up by breed and weight. Barrows and gilts will be shown together.
- If there are less than five hogs per breed they will be put into an Any Other Breed Class.
- Championship drive will consist of each breed champion.

**CLASS 1 – MARKET CLASS**

Danish Judging

**Premiums: 1st - \$6.00; 2nd - \$5.00; 3rd - \$4.00; 4th - \$3.00**

**Awards: Overall Grand Champion Market Hog; Overall Reserve Champion Market Hog**

1. Berkshire	2. Chester White	3. Crossbred	4. Duroc	5. Hampshire	6. Hereford
7. Landrace	8. Poland China	9. Spotted	10. Tamworth	11. Yorkshire	12. Any other breed

**CLASS 2 – SWINE SHOWMANSHIP**

**Premiums: 1<sup>st</sup> - \$3.00; 2<sup>nd</sup> - \$2.50; 3<sup>rd</sup> - \$2.00; 4<sup>th</sup> - \$1.50**

- Exhibitors may sign us in ONE CLASS
- If exhibitor enters 1<sup>st</sup> year showmanship, they may not enter any other!

1. First Year Showmanship	2. Grades 3-5 Showmanship	3. Grades 6-8 Showmanship
4. Grades 9-10 Showmanship	5. Grades 11+ Showmanship	

**CLASS 300 – CARCASS ULTRASOUND SHOW - See Rules Above**

**Premiums: 1<sup>st</sup> - \$6.00; 2<sup>nd</sup> - \$5.00; 3<sup>rd</sup> - \$4.00; 4<sup>th</sup> - \$3.00**

1	Animal One	2	Animal Two
---	------------	---	------------

**DEPARTMENT 4 – SHEEP**  
**Weigh in – Fair Week Wednesday @ 8:00 AM –9:00 AM**  
**Judging: Fair Week Wednesday @ 5:00 PM - WCCU Livestock Pavilion**  
**Superintendents: - Lesa Knuth & Paula Brandt & Katie Meyer**

**Requirements & Regulations:**

- Superintendents will check-in papers from 2:00pm-3:00pm fair Wed.
- Papers not presented during this time will be shown in commercial class
- Registration papers are needed for all purebred breeding stock
- All other ewes and rams, without registration papers, will be shown in commercial class.
- Only Junior Fair Sheep Exhibitors, and other approved members may be in the ring at judging time.
- All breeding sheep must be owned by May 17<sup>th</sup> of the exhibit year.
- A veterinarian will be checking animals every day and will determine if an animal may stay or has to be removed.
- All sheep must have scrapie tags in order to be at the fairgrounds and in order to exhibit, including market lambs.

**Premiums Both Breeding & Market Sheep: 1<sup>st</sup> - \$5.00; 2<sup>nd</sup> - \$4.00; 3<sup>rd</sup> - \$3.00; 4<sup>th</sup> - \$2.00**

**AGE CLASSIFICATIONS: Base dates below and apply to ALL breeds:**

Fall Lamb	Animal is born from September 1 <sup>st</sup> through December 31 <sup>st</sup> of the year proceeding exhibit year
Winter Lamb	Animal is born from January 1 <sup>st</sup> through February 15 <sup>th</sup> of the Exhibit Year
Spring Lamb	Animal is born after February 16 <sup>th</sup> of the Exhibit Year
Market Lamb	Animal is born after January 1 of the Exhibit Year

**BREEDING SHEEP**

- Classes 1-8 are registered ewes and rams. Class 9 is for crossbred or non-registered ewes and rams
- **PAIR OF LAMBS** -consists of 1 Ram Lam (Spring or Fall) & 1 Ewe Lamb (Spring or Fall) owned by an offspring of exhibitor's stock.
- **FLOCK** - consists of Ram (yearling or ram lamb), Ewe-lamb, Yearling, Ewe, all owned by exhibitor.

<b>Class 1 – Southdowns</b>	<b>Class 2 – Hampshires</b>	<b>Class 3 – Cheviot</b>	<b>Class 4 - Suffolk</b>	<b>Class 5 – Dorsets</b>
<b>Class 6 – Dorper</b>	<b>Class 7 – Other Wool Breed</b>	<b>Class 8 – Other Meat Breed</b>	<b>Class 9- Commercial</b>	

**Item Description of Class**

1	Spring Ram Lamb	7	Fall Ewe Lamb
2	Winter Ram Lamb	8	Yearling Ewe
3	Fall Ram Lamb	9	Mature Ewe
4	Yearling Ram	10	Pair of Lambs
5	Spring Ewe Lamb	11	Flock
6	Winter Ewe Lamb		

**CLASS 14 – MARKET CLASS Awards: Grand Champion - Ribbon; Reserve Grand Champion – Ribbon**

**Market Class**

- Each youth is allowed to exhibit 3 animals but may only sell ONE
- Feeder Lambs: animal is Under 100#
- Animals are limited to one weigh-in per animal
- No blankets or sweaters may be worn by the animal at/during weigh-in.
- See Live Market Animal Sale section for all further rules.
- If entering more than one market lamb, list lambs that many times during registration online.

<b>1</b>	<b>Market Lamb</b>	Market Lamb includes ewe lambs. Each exhibitor is allowed to <b>exhibit 3 animals but only sell one</b>
<b>2</b>	<b>Feeder Lamb</b>	Feeder Lambs under 100 pounds

**CLASS 15 – SHEEP SHOWMANSHIP Premiums: 1<sup>st</sup> - \$3.00; 2<sup>nd</sup> - \$2.50; 3<sup>rd</sup> - \$2.00; 4<sup>th</sup> - \$1.50**

1	1 <sup>st</sup> Year Showmanship- enter online; if you enter this class, you may not enter any other showmanship class	2	Junior Showmanship Grades 3-5 as of Jan 1
3	Intermediate Showmanship Grades 6-8, as of Jan 1	4	Senior Showmanship Grades 9+ as of Jan 1

**CLASS 300 – CARCASS ULTRASOUND SHOW – see rules above**

**Premiums: 1<sup>st</sup> - \$6.00; 2<sup>nd</sup> - \$5.00; 3<sup>rd</sup> - \$4.00; 4<sup>th</sup> - \$3.00**

1	Animal one	2	Animal two
---	------------	---	------------

**CLEAN PEN AWARD**-There will be a Clean Pen Award for an individual doing the best job of keeping their pen clean.

**Educational display:** See Dept. 10, Class 3

**DEPARTMENT 5 - GOATS**  
**Mandatory Market Goats Tag DAY – Saturday, May 2, 2026, 7am-11am**  
**Weigh in-Fair Week Wednesday, 1:00 PM- 2:00 PM**  
**Judging Fair Week Thursday, 5pm, WCCU Livestock Pavilion**  
**Superintendent: David Cook & Sarah Cook**

**GROUP MEETINGS: Fairgrounds.**

**For Market Goats: Saturday, May 2, 2026, 7am-11am Mandatory Market Goats Tag DAY –**

**All Market Goats must be tagged on this day at the fairgrounds; no tags will be given out separately.**

**All Exhibitors: Sunday, June 28, 2026, 1 pm, Pen set up & Pre-Fair Meeting, Fairgrounds.**

**REQUIREMENTS (See Livestock Health Rules)**

- Any goat entered in Dept. 5 is **NOT** eligible to be entered in Dept. 11 and visa versa.
- **Exhibitors must contact superintendent, prior to the fair, IF registered animals will be “scratched,” and not brought to the fair for exhibit. Pen space is tight and cancelation must be reported prior to the fair week.**
- Exhibitors must be actively involved in the care/training of the goat(s) they are showing.
- Participation in project meetings and workshops is highly encouraged.
- Goats need official ID may be Scrapies Tag, USDA 840 button, or breed association tattoo (with paperwork, as long as it is unique to that animal).
- Goats exposed to Scrapies will not be allowed to be exhibited.
- Horns are only allowed according to breed standards, meat goats can have horns, dairy goats cannot.
- In order to show in the wether class, goat must be banded or surgically wethered (no crimping). Must visually be a wether.
- All milking goats will be milked, with the assistance of the exhibitor, in a designated area.
- Animals excessively jumping/climbing or escaping a pen will be required to be tied for duration of Fair.
- 10 goat entry limit per exhibitor - only one goat per lot with grand total of goats by exhibitor limited to 10.
- Only 4-H and FFA members or other approved Youth Group, or family members may be in the ring at judging time.
- All Exhibitors need to check in with the superintendent daily, when animals are at the fair.
- **EXHIBITORS Need to set up pens on Sunday, June 27<sup>th</sup>, 2026 at 1 pm at the goat area.**
- **DECORATIONS** Exhibitors are encouraged to decorate using the fair theme of the year.

**CLASS 1 – SHOWMANSHIP (Required for all exhibitors)**

**Premiums: 1st - \$3.00 ; 2<sup>nd</sup> - \$2.50; 3<sup>rd</sup> - \$2.00; 4<sup>th</sup> - \$1.50**

**Awards: Supreme Showman – Traveling Trophy; Plaques**

1. Senior Grades 9+	2. Intermediate Grades 6-8	3. Junior Grades 3-5
---------------------	----------------------------	----------------------

**CLASS 2 – MARKET GOATS**

**Premiums: 1<sup>st</sup>-\$5.00 2<sup>nd</sup>-\$4.00 3<sup>rd</sup>-\$3.00 4<sup>th</sup>-\$2.00**

**Awards: Champion Market Goat and Reserve Champion Market Goat**

- Each Market Lot below may only have one animal entered and shown in that lot.
- An exhibitor may **show** up to four market animals: 1 dairy wether, 1 dairy buck, 1 meat wether, 1 meat buck; but no more than the one in each lot.
- Rules for the Live Market Animal Sale, see that section (only one for market goat per exhibitor for the sale, unless Grand Champion and Reserve Grand Champion)

**NOTE:** Animals weighing over the maximum weight, will still be eligible for the sale but the buyer of the animal will only pay up to maximum weight. \*\*\* dairy or meat buck weighting over 83 ½ lbs. will be disqualified and not eligible for show and may be sent home. \*\*\* See Live Market Animal Sale section for all further rules.

\*Market Goats will be weighed on entry day at the fair

\*Market Buck Meat Goat- is one born **after January 1 of the exhibit year.**

\*Dairy Wether Goat – is one born **after Aug 1 of the previous exhibit year.**

\*Market Goats may be shown in market or breed class, not both.

**MARKET CLASSES**

4. Dairy Wether	(& crossbred dairy to dairy) ****Minimum weight of <b>45lbs</b> , maximum weight of <b>120 lbs</b> Dairy Wether goat is one born after Aug 1 of previous exhibit year.
5. Dairy Buck	(& crossbred dairy to dairy) ****Minimum weight of <b>45lbs</b> , maximum weight of <b>75 lbs</b> Dairy buck weighing over 83 ½ lbs. will be disqualified and not eligible for show and may be sent home.
6. Meat Wether	BORN AFTER January 1 <sup>ST</sup> OF EXHIBITION YEAR (& crossbred meat to meat) **** Minimum weight of <b>45lbs</b> , maximum weight of <b>120 lbs</b>
7. Meat Buck	BORN AFTER January 1 <sup>ST</sup> OF EXHIBITION YEAR (& crossbred meat to meat) **** Minimum weight of <b>45lbs</b> , maximum weight of <b>75 lbs</b> Meat buck weighing over 83 ½ lbs. will be disqualified and not eligible for show and may be sent home.
8. Meat Doe	BORN AFTER January 1 <sup>ST</sup> OF EXHIBITION YEAR (& crossbred meat to meat) **** Minimum weight of <b>45lbs</b> , maximum weight of <b>120 lbs</b>

**CLASS 300 – CARCASS ULTRASOUND SHOW - See Rules Above**

**Premiums: 1<sup>st</sup> - \$6.00; 2<sup>nd</sup> - \$5.00; 3<sup>rd</sup> - \$4.00; 4<sup>th</sup> - \$3.00**

1. Animal one	2. Animal two
---------------	---------------

**PREMIUMS for FIBER Goats, MEAT Goats, & DAIRY Goats**

Level ONE: Junior & Senior Doe Kids; Junior & Senior Doe Yearlings. 1<sup>st</sup>-\$5.00 2nd-\$4.00 3rd-\$3.00 4th-\$2.00

Level TWO: Yearling milker, Two yr old, Three yr old, Mature Doe 1<sup>st</sup>-\$6.00 2nd-\$5.00 3rd-\$4.00 4th-\$3.00

**CLASS 3 – FIBER GOATS (Registered, Percentage & Grade Show Together)**

**Awards: Grand Champion Fiber Goat; Reserve Grand Champion Fiber Goat**

8	Junior Buck Kid	Born April 1 <sup>st</sup> or later of exhibit year (must be added to online registration)
9	Senior Buck Kid	Born January 1 <sup>st</sup> – March 31 <sup>st</sup> of exhibit year.
10	Junior Doe Kid	Born April 1 <sup>st</sup> , or later of exhibit year (must be added to online registration)
11	Senior Doe Kid	Born January 1 <sup>st</sup> – March 31 <sup>st</sup> of exhibit year.
12	Junior Yearling Doe	Born August 1 <sup>st</sup> to December 31 <sup>st</sup> of previous exhibit year.
13	Yearling Doe	12 months to 24 months old
14	Two-Year-Old Doe	24 months to 36 months old
15	Three-Year-Old Doe	36 months – 48 months old
16	Mature Doe	48 months or older
17	Cross Fiber	

**CLASS 4 – MEAT GOATS (Registered, Percentage & Grade Show Together)**

**Awards: Grand Champion Meat Goat and Reserve Grand Champion Meat Goat**

17	Junior Buck Kid	Born April 1 <sup>st</sup> or later of exhibit year (must be added to online registration)
18	Senior Buck Kid	Born January 1 <sup>st</sup> – March 31 <sup>st</sup> of exhibit year.
19	Junior Doe Kid	Born April 1 <sup>st</sup> , or later of exhibit year (must be added to online registration)
20	Senior Doe Kid	Born January 1 <sup>st</sup> – March 31 <sup>st</sup> of exhibit year.
21	Junior Yearling Doe	Born August 1 <sup>st</sup> to December 31 <sup>st</sup> of previous exhibit year.
22	Yearling Doe	12 months to 24 months old
23	Two-Year-Old Doe	24 months to 36 months old
24	Three-Year-Old Doe	36 months – 48 months old
25	Mature Doe	48 months or older

**DAIRY GOATS (Registered, Percentage & Grade May Show Together.)**

*Breed show classes 1-12 are for goats showing characteristics of that breed they are entered in.*

*If they do not show specific characteristics or have multiple undefined characteristics- enter under Class 13.*

**Awards: Grand Champion Dairy Goat and Reserve Grand Champion Dairy Goat**

**Dairy Goat Breed Show**

<b>Class 5-Alpine</b>	<b>Class 6-Lamancha</b>	<b>Class 7-Nigerian Dwarf</b>	<b>Class 8-Nubian</b>
<b>Class 9-Oberhasli</b>	<b>Class 10-Saanen</b>	<b>Class 11-Sable</b>	<b>Class 12-Toggenburg</b>
<b>Class 13- Grade -Strictly crossbred mixed lot, not exhibiting any specific breed characteristics, not eligible for Grand or Reserve Champion.</b>			

**Item Description of Class**

Item #	Description of Class
1	Junior Buck Kid – born April 1 or later of exhibit year
2	Senior Buck Kid – born January 1-March 31 of exhibit year
3	Junior Doe Kid – born April 1 or later of exhibit year
4	Senior Doe Kid – born January 1-March 31 of exhibit year
5	Junior Yearling Doe – born August 1-December 31 of previous year
6	Dry Yearling Doe 12-24 months old
7	Milking Yearling Doe 12-24 months old
8	Milking Two Year Doe – 24–36-month-old
9	Milking Three Year Doe – 36-48 months old
10	Milking Does – 48+ months old
11	Dry Doe – any age

## **DEPARTMENT 6 – HORSE & PONY**

### **Judging During Fair Week:**

**Thursday 9:00 AM Dressage; Friday 9:00 AM Speed/Gymkhana  
Saturday 9:00 AM Halter, Showmanship, Trail, Pleasure & Equitation  
Superintendents: Heather Marlette and Tessa Walvort**

\*\*\*\*\*

**Requirements to Participate:** *The Horse Department is open to exhibitors meeting exhibitor participation rules & requirements, found in "Exhibitor Rules - Who May Exhibit" Section of the Sauk Co Junior Fair Book, provided Youth have met the requirements and followed the rules of the Sauk County 4-H Horse and Pony Project and have been approved by the project superintendent. All horse exhibits must be the result of regular 4-H, FFA, or other youth organizations participation in the Sauk County Horse Project meetings and clinics during the current Project Season.*

Parents/guardians are encouraged to spend time at the fair with their child(ren) and horse.

No children should be left unsupervised in the barns.

No horses should be left all day at the fair without someone checking on them.

Horse project members may also enter educational exhibits under Dept. 10 Class 4. Please wrap posters and pictures in clear plastic wrap.

Clothes Horse entries should be entered under Dept. 26 Clothing and will be judged at the pre-fair judging day. (see judging schedule for Educational Exhibits).

All animals must follow the animal health regulations located under animal health regulations for fairs and shows in Wisconsin (back of this book)

### **Sauk County Horse and Pony Project Rules:**

Horse Project members and anyone signing up to exhibit at the fair must abide by these rules in order to be eligible to show at the Sauk County Junior Fair in Department 6 horse events or any other Sauk County Horse Project events.

➤ Each member must attend a minimum of three (3) Sauk County 4-H Horse and Pony Project monthly meetings, and a minimum of three (3) Sauk County 4-H Horse and Pony Project clinics.

➤ Each member and horse combination must complete a safety requirement level evaluation which must be signed by a safety committee member. Please refer to the safety evaluation form for more details.

➤ Each project horse or pony must attend a minimum of one (1) project clinic, in addition to being present to complete the safety demo.

➤ Each member must turn in a minimum total of \$60.00 in sponsorship(s) by the May meeting. If there are two family members in the horse project, each member must have \$60.00 in sponsorship(s). There is a sponsorship letter in the handbook that can be used to help get sponsorships.

➤ Each member and / or anyone using or sharing a horse for any Sauk County 4-H horse event or State 4-H Horse event must turn in a horse identification form by the May meeting for each project horse.

#### **• Attached to the ID form must be:**

○ A copy of a negative Coggins test within the previous 12 months. (Dated after Sept. 30 of the previous year)

○ A copy of the vaccination record that shows the animals have received eastern encephalitis (EEE), western encephalitis(WEE), West Nile Virus, tetanus, flu, rhino, rabies. Make sure you check with your vet to see what is included in your shots. This may be a written statement from the vet, a copy of the original receipt and original shot boxes, or a copy of your vet bill.

➤ Any NSF checks or stop payment checks will result in the family being restricted from any activity until the check(s) and all incurred expenses have been settled. Any fees incurred will be the responsibility of the family.

### **General Fair Rules for horses:**

Any infractions are subject to disciplinary action by the executive committee, which consists of all animal project superintendents, UW Extension representatives, and fair board representatives.

➤ Please refer to animal rules and regulations for information, especially check-in procedures/times, check-out procedures, and other important information.

➤ Exhibitors are responsible for keeping their stall and barn area clean at all times. Stall should be continuously kept clean of all droppings throughout the day.

➤ Exhibitors should be supervised by a parent/guardian or leader, but are EXPECTED to do the work themselves.

➤ The stall must be stripped and cleaned before leaving the fairgrounds, but not before 4:00 PM on Sunday. Tear-down details/time will be posted at the fair.

➤ Horses should be fed and watered by 8:30 AM and 7:00 PM. Stalls must be cleaned by 8:30 AM.

➤ Horses should be given hay at least twice a day.

➤ Horses must have water buckets in their stalls and filled at all times.

➤ Horses should be clean and free from manure stains, sweat or saddle marks.

➤ Saddled/harnessed horses must be tied when they are in the stall.

➤ No tying horses in the aisle way. The aisleway must be kept clean.

➤ Horses should be taken out of their stalls and exercised at least twice a day.

➤ Proper riding boots must be worn when mounted. They are encouraged when leading or working around horses. NO thongs, flip flops, or sandals are allowed. (This includes parents and adults)

➤ Riding helmets that are SEI approved must be worn when mounted and/or driving at any 4-H sponsored event in the State of Wisconsin. This means that in any 4-H clinic, in any 4-H sponsored open show youth classes from 3rd Grade to the 1st year of college, and at the fair, a helmet must be worn and properly fastened. Proper fit of helmets is essential for safety.

➤ A proper bridle must be used when riding. No riding with a halter and lead rope.

➤ A saddle (mounted) and bridle (mounted/cart) are required when riding or driving a horse.

➤ Horses must be led with a lead rope. No leading by just the halter.

Questions Contact [info@saukcountyfair.com](mailto:info@saukcountyfair.com) 608-356-8707\*\*\*DEADLINE MAY 11<sup>TH</sup> 11:59PM

- Be courteous to your fellow members and participants.
- An exhibitor may only show up to two (2) horses.
- No stallions over 1 year of age can be exhibited.
- Arena reserved Wednesday, Thursday, and Friday for specialty disciplines. (See posted schedule in barn for discipline type) No carts should be in the arena when horses are being ridden.
- Exercising only in designated areas. No exercising of horses will be allowed after 8:30 PM and before 6:00 AM
- Horses must be led to and from the riding and practice arena.
- No Horses may be loose in the regular or practice arena.
- Professional grooms or trainers are not allowed to work with horses on the show grounds.
- Any non-therapeutic substance used as a stimulant, depressant, tranquilizer or sedative for the purpose of altering a horse or pony's show ring performance is prohibited. Failure to comply will result in disqualification.
- Any horse or pony seen kicking will have a red ribbon placed on the tail.
- No lights, battery or plug-in, may be used in the barn.
- No rough housing or dangerous play around the horse barns.
- Smile! Be friendly to people that come to the barns to see the horses!

**Barn Awards** -There are barn awards given in the horse barn based on safety, cleanliness, stalls, tack areas, decorations, and sportsmanship.

**Fair Horse Show** - Classes may not be run in the numerical lot number order that you sign up for them in the fair book. A show bill will be handed out and posted during the fair to show the order of classes.

**Schedule of Show:**

Thursday: Dressage Classes 9:00 AM

Friday: Speed/Gymkhana Classes 9:00 AM

Saturday: Pleasure Show Classes (Halter, Showmanship, Equitation, Pleasure, Driving, Trail) 9:00 AM

Sunday: Fun Show Classes 10 AM

State Expo Entries due with proper paperwork by 3:00 PM

Cleanout and Decoration removal may be done AFTER 4:00 PM

Stall Tear Down 4:30 PM

**Show Rules:**

Classes may be canceled at the superintendent's discretion based on the number of entries.

- No one is allowed to coach from the rail during the show.
- You must let the Horse Project Superintendent know if you have a conflict with the horse show and showing another project.
- All ponies will be measured by an advisory board member prior to Saturday of the fair. Ponies 56" and under and miniature horses must show in the pony class. Any horse measuring 56" and under must show in the pony class.
- Please include your horse's name on the entry sheet by the lot number.

**Class Entry Rules:**

- Each horse may be shown in only ONE Halter Class.
- Each exhibitor may show in only ONE Showmanship Class
- Each exhibitor may show in only ONE Trail in Hand Class
- Each exhibitor may show in only ONE Mounted Trail or Driving Cones Class

Premiums will be paid to Showmanship, Trail and Driving Cones Classes.

- Each rider and horse combination may enter MORE THAN ONE

~Pleasure Riding ~ Pleasure Driving

~ Equitation, Driving ~ Reinsmanship

~ Dressage ~ Speed/Gymkhana Classes

- This means that one rider and horse may enter Western Pleasure, Huntseat Pleasure, Saddleseat Pleasure, Pleasure Driving, Stock Seat Equitation, Hunt Seat Equitation, Saddleseat Pleasure and Driving Reinsmanship.

- No premiums will be paid for Pleasure Riding, Pleasure Driving, Equitation, Driving Reinsmanship, Trail in Hand, Dressage, and Speed Classes.

**Show Attire:**

Proper attire is required for showing at the fair. Minimum is a hat or helmet, long sleeved shirt, clean and pressed jeans that should cover boot heel, boots and a belt. Hair should be pulled back. An SEI approved helmet must be worn for all mounted and driving classes.

All tack should be clean and blankets washed. Please refer to the Class Guidelines in WI State 4-H Horse Handbook for tack guidelines.

**Class Descriptions:**

The WI 4-H Horse Association Equestrian Guidelines will apply to the classes in this show. They can be found at:

<https://4h.extension.wisc.edu/opportunities/projects/agriculture-and-animal-science/horse-project/wisconsin-4-h-horse-association/>

**Halter-** A class where horses are shown "in hand," meaning that they are led, not ridden, and are judged on their conformation and suitability as breeding stock.

**Showmanship-** A Showmanship class will be judged on the exhibitor's ability to fit and show the horse at halter, the horse is merely a prop to show the ability and preparation of the exhibitor.

**Equitation/Horsemanship-** Equitation is the skill of the rider, using the correct form and aids (hands, legs, seat, weight, and voice) to produce the maximum performance of the horse. This includes stock seat (western), hunt seat (english), saddle seat, and reinsmanship (driving).

**Pleasure-** The emphasis in judging is on the horse. Class is to be judged on the horse's manners, performance and suitability of the horse as a pleasure mount. This includes western, hunter under saddle (english), saddle seat, and pleasure driving.

Trail- A class where horses and riders navigate a series of obstacles that are designed to resemble situations a horse and rider might actually encounter when on a trail in a natural habitat. Contestants ride the course one at a time. If a rider does not complete an obstacle, they will get a 0 for that element.

Trail In Hand- A class where horses and exhibitors navigate a series of obstacles that are designed to resemble situations a horse and exhibitor might actually encounter when on a trail in a natural habitat. Contestants complete the course one at a time. If a rider does not complete an obstacle, they will get a 0 for that element.

Hunter- The Dressage classes consist of an exact sequence of movements ridden in an enclosed arena.

- Please refer to the WI 4-H Horse Association Hunt and Dressage Show Guidelines for these classes. Website link:

<https://4h.extension.wisc.edu/opportunities/projects/large-animals/horse-project/wisconsin-4-h-horse-association/>

Speed / Gymkhana - Events consisting of speed pattern racing and timed events.

- Please refer to the W I4-H Horse Association Gymkhana Show Guidelines for these classes. Website link:

<https://4h.extension.wisc.edu/opportunities/projects/large-animals/horse-project/wisconsin-4-h-horse-association/>

- Safety is of utmost importance.
- All riding classes will be run with a closed gate.
- Horses MAY NOT run outside of designated show or practice areas. Failure to comply may result in disqualification and/or removal from show.
- These are timed events, and the goal is to complete the course in the fastest time.

Games/Fun Show- A group of classes that are just for fun. The class list depends on the youth board and varies.

#### Other Classes:

- Ranch Rail Pleasure is a class that showcases the versatility, agility, and style of ranch horses. Unlike traditional Western Pleasure, which emphasizes a slower and smoother gait suitable for the traditional show ring, Ranch Rail Pleasure is rooted in the practical movements that a horse might perform while working on a ranch. This class is designed to celebrate the athleticism and versatility of the ranch horse. It demonstrates his ability to move with purpose as one would want when working a ranch. Judges look for a horse that would be a pleasure to ride in a working environment while also still performing a functional job.

Difference in Gaits: One key distinction between Ranch Rail Pleasure and traditional Western Pleasure lies in the focus on practicality and authenticity. While Western Pleasure often highlights a slower, more collected gait suitable for the show ring, Ranch Rail Pleasure emphasizes a more forward and purposeful movement. It's about showcasing the horse's versatility and functionality in a ranch environment. When riding across a ranch with a goal in mind, such as gathering heifers, you want a horse that moves right out with purpose. For each gait, horses should demonstrate forward but controlled motion. Gaits range from the basic walk, trot, lope, to extended versions of each gait. Judges note horses that are free-moving, looking through the bridle, and exhibiting that they could cover long distances in a comfortable fashion. A full drape rein is not recommended, and light contact is encouraged. A horse that can also smoothly transition from one gait to the next will be rewarded.

- Disciplined Rail is an advanced pleasure class which tests the skills of both horse and rider, as they execute specific gaits, transitions and movements as requested by the judge. In this class, competitors are asked to do things other than just go around the rail- you may be asked to side pass, hand gallop, pivot, back up, roll back, lead change, extend trot, counter canter (lope) etc.- The class is judged on performance and manners.
- Western Dressage is judged on Dressage fundamentals and showcase applications for the Working Western Horse. Please refer to Western Dressage Association of America for rules, guidelines, and tests.

Website: <https://www.westerndressageassociation.org/western-dressage-rules-guidelines>

#### CLASS 1 - HALTER (Regular Judging 1st - 6th) (one class per horse)

**Premiums: 1st - \$8.00 2nd - \$7.00 3rd - \$6.00 4th - \$5.00**

1. Horse, 2 yrs. of age & under as of January 1 of current year, any type
2. Pony, any type, any age, 56" & under
3. English Horse, any age
4. Western Horse, any age
5. Draft Type Halter, any age
6. Ranch Conformation, any age
7. Champion Halter (open to 1st & 2nd place winners for classes 1-6)

#### CLASS 2 - SHOWMANSHIP (Danish Judging, **both ribbons & premiums**) (one class per exhibitor)

**Premiums: 1st - \$8.00 2nd - \$7.00 3rd - \$6.00 4th - \$5.00**

8. Western Pony Showmanship, All Grades
9. Western Showmanship, Grade 3-5
10. Western Showmanship, Grade 6-8
11. Western Showmanship, Grade 9-13
12. Draft Type Showmanship, All Grades
13. English Pony Showmanship, All Grades
14. English Showmanship, Grade 3-5
15. English Showmanship, Grade 6-8
16. English Showmanship, Grade 9-13
17. Champion Showmanship (Blue ribbon winners only)

#### CLASS 3 - HORSEMANSHIP/EQUITATION (Danish Judging -

**Ribbons Only - No Premiums) (no limit)**

18. Walk/Trot Stock Seat Equitation, Grade 3-5
19. Walk/Trot Stock Seat Equitation, Grade 6-8
20. Walk/Trot Stock Seat Equitation, Grade 9-13
21. Pony Stock Seat Equitation, All Grades
22. Stock Seat Equitation, Grade 3-5
23. Stock Seat Equitation, Grade 6-8
24. Stock Seat Equitation, Grade 9-13
25. Champion Stock Seat Equitation (Blue ribbon winners only)
26. Western Discipline Rail, All Grades
27. Walk/Trot English Equitation, Grade 3-5
28. Walk/Trot English Equitation, Grade 6-8
29. Walk/Trot English Equitation, Grade 9-13
30. Pony English Equitation, All Grades

Questions Contact [info@saukcountyfair.com](mailto:info@saukcountyfair.com) 608-356-8707\*\*\*\*DEADLINE MAY 11<sup>TH</sup> 11:59PM

31. English Equitation, Grade 3-5
32. English Equitation, Grade 6-8
33. English Equitation, Grade 9-13
34. Champion English Equitation (Blue ribbon winners only)
35. English Discipline Rail
36. Horse Driving Reinsmanship, All Grades
37. Pony Driving Reinsmanship, All Grades
38. Draft Type Driving Reinsmanship, All Grade

**CLASS 4 - PLEASURE RIDING** (Danish Judging –  
**Ribbons Only** No Premiums) (no limit)

39. Walk/Trot Western Pleasure, Grade 3-5
40. Walk/Trot Western Pleasure, Grade 6-8
41. Walk/Trot Western Pleasure, Grade 9-13
42. Pony Western Pleasure, All Grades
43. Western Pleasure, Grade 3-5
44. Western Pleasure, Grade 6-8
45. Western Pleasure, Grade 9-13
46. Ranch Pleasure, All Grades
47. Champion Western Pleasure (Blue ribbon winners only)
48. Walk/Trot English Pleasure, Grade 3-5
49. Walk/Trot English Pleasure, Grade 6-8
50. Walk/Trot English Pleasure, Grade 9-13
51. Pony English Pleasure, All Grades
52. English Pleasure, Grade 3-5
53. English Pleasure, Grade 6-8
54. English Pleasure Grade 9-13
55. Champion English Pleasure (Blue ribbon winners only)
56. Horse Pleasure Driving, All Grades
57. Pony Pleasure Driving, All Grades
58. Draft Type Driving, All Grades

**CLASS 5 - TRAIL CLASS** (Regular Judging, **both ribbons & premiums**) (one class per exhibitor)  
**Premiums 1st - \$8.00; 2nd - \$7.00; 3rd - \$6.00; 4th - \$5.00**

59. Walk Trot Trail Class, All Grades
60. Trail Class, Grade 3-5
61. Trail Class, Grade 6-8
62. Trail Class, Grade 9-13
63. Cones - Driving Pony over 38", member any grade
64. Cones - Driving Pony 38" & under, member any grade
65. Cones - Driving Draft or Light Horse, member any grade

**CLASS 6 - TRAIL IN HAND** (Regular Judging 1<sup>st</sup>-6<sup>th</sup> –  
**Ribbons Only**- No Premiums (one class per exhibitor)

66. Trail In Hand Class, members in Grade 3-5
67. Trail in Hand Class, members in Grade 6-8
68. Trail In Hand Class, members in Grade 9-13

**CLASS 7 - DRESSAGE CLASS**

- Ribbons only**, no premiums (no limit)
69. English Dressage, Introductory Test A
  70. English Dressage, Training Level Test 1
  71. English Versatility Pattern
  72. Western Dressage, Intro Level Test 1
  73. Western Dressage, Basic Level Test 1
  74. Ranch Riding Pattern

**CLASS 8--SPEED/GYMKHANA CLASS** (Time Judging)

- Ribbons only**, no premium (no limit)
75. Pole Bending, Grade 3-5
  76. Pole Bending, Grade 6-8
  77. Pole Bending, Grade 9-13
  78. Cloverleaf Barrels, Grade 3-5
  79. Cloverleaf Barrels, Grade 6-8
  80. Cloverleaf Barrels, Grade 9-13
  81. Flag Race, Grade 3-5
  82. Flag Race, Grade 6-8
  83. Flag Race, 9-13
  84. Plug Race, Grade 3-5
  85. Plug Race, Grade 6-8
  86. Plug Race, Grade 9-13
  87. LT Special, Grade 3-5
  88. LT Special, Grade 6-8
  89. LT Special, Grade 9-13
  90. Key Race, Grade 3-5
  91. Key Race, Grade 6-8
  92. Key Race, Grade 9-13

**DEPARTMENT 7 – POULTRY**  
**Judging – Fair Week Thursday @ Noon**  
**Superintendents -Samantha Miller & Bridget Wozniak**

\*\*\*\*\*

**REQUIREMENTS:**

- **All birds must be banded for identification**
- See Animal Health Regulations for Fairs and Shows in Wisconsin: in Fairbook, changes can be made by State of Wisconsin at any time.
- Cage show. **Entry fee/waste removal** –\$ 1.50 per bird, not per cage.
- Exhibitors must furnish their own feed and care for their own poultry, on a daily basis. \*Feed and water cups are provided.
- Each exhibitor is limited to one entry under each exhibitor number, except when entry states 2 birds.
- Exhibitors are limited to **15** animals.
- Exhibitors must work one shift in the poultry barn during the fair. (shifts average 3 hours)
- All birds exhibited must have been hatched or in possession of exhibitor before May 15 of current exhibit year.
  - Must have earned Poultry Department (project) points (total of 2) in current exhibit year.
  - Birds must be a minimum of 4 months old at show date.

**Terms used are defined as follows:**

**Young Male** - male bird hatched after January 1 of exhibit year.  
**Young Female** - female bird hatched after January 1 of exhibit year.  
**Old Male** - male bird hatched before January 1 of exhibit year.  
**Old Female** - female bird hatched before January 1 of exhibit year.

**STANDARD CHICKENS - Premiums 1st-\$2.00; 2nd-\$1.75; 3rd-\$1.50; 4<sup>th</sup> - \$1.25**

**Awards: Champion Large Fowl and Reserve Champion Large Fowl**

<b>Class 1 - American Class</b>	Young male	Young female	Old male	Old female
Any Plymouth Rock	1	2	3	4
Any Wyandotte	5	6	7	8
Any Rhode Island	9	10	11	12
New Hampshire	13	14	15	16
Any Other American Breed	17	18	19	20

<b>Class 2 - Mediterranean Class</b>	Young male	Young female	Old male	Old female
Any Leghorn	21	22	23	24
Any Minorca	25	26	27	28
Any Other Mediterranean Breed	29	30	31	32

<b>Class 3 - Asiatic Class</b>	Young male	Young female	Old male	Old female
Any Cochin	33	34	35	36
Any Brahma	37	38	39	40
Any Langshan	41	42	43	44

<b>Class 4 – English Class</b>	Young male	Young female	Old male	Old female
Any Orpington	45	46	47	48
Any Australorp	49	50	51	52
Any Other English Breed	53	54	55	56

<b>Class 5 – Continental Class</b>	Young male	Young female	Old male	Old female
Any Polish	57	58	59	60
Any Hamburg	61	62	63	64
Any Favorelle	65	66	67	68
Any Welsummer	69	70	71	72
Any Other Continental Class	73	74	75	76

<b>Class 6 – Miscellaneous Class</b>	Young male	Young female	Old male	Old female
Any Game	77	78	79	80
Any Araucana/Americana	81	82	83	84
Any Other Standard Breed	85	86	87	88

<b>Class 7 -Any Other Non APA Breeds</b>	Young male	Young female	Old male	Old female
Any other non APA Breed	89	90	91	92

Questions Contact [info@saukcountyfair.com](mailto:info@saukcountyfair.com) 608-356-8707\*\*\*\*DEADLINE MAY 11<sup>TH</sup> 11:59PM

<b>Class 8 Production Breeds</b>	Young male	Young female	Old male	Old female
Any Easter Egger	93	94	95	96
Any Crossbred – egg type	97	98	99	100
Any Crossbred – meat type	101	102	103	104

**BANTAM CHICKENS - Premiums 1st-\$2.00; 2nd-\$1.75; 3rd-\$1.50; 4<sup>th</sup> - \$1.25**  
**Champion Bantam and Reserve Champion Bantam**

<b>Class 9 – Feather Leg Bantam</b>	Young male	Young female	Old male	Old female
Any Cochin	105	106	107	108
Any Silkie	109	110	111	112
Any Brahma	113	114	115	116
Any Other Feather Leg	117	118	119	120

<b>Class 10- Game Bantams</b>	Young male	Young female	Old male	Old female
Any Modern	121	122	123	124
Any Old English	125	126	127	128

<b>Class 11 – Single Comb, Clean Leg (non game)</b>	Young male	Young female	Old male	Old female
Any Japanese	129	130	131	132
Any Rock	133	134	135	136
Any Other Breed	137	138	139	140

<b>Class 12 – Rose Comb, Clean Leg Bantam</b>	Young male	Young female	Old male	Old female
Any Wyandotte	141	142	143	144
Any Seabright	145	146	147	148
Any Other Breed	149	150	151	152

<b>Class 13 – Any Other Comb Clean Leg Bantam</b>	Young male	Young female	Old male	Old female
Any Polish	153	154	155	156
Any Other Breed	157	158	159	160

<b>Class 14 – Crossbred Bantam</b>	Young male	Young female	Old male	Old female
Any Feather Leg X-bred	161	162	163	164
Any Clean Leg X-bred	165	166	167	168

**FOWL - Premiums 1st-\$2.00; 2nd-\$1.75; 3rd-\$1.50; 4<sup>th</sup> - \$1.25**  
**Champion Waterfowl and Reserve Champion Waterfowl**

<b>Class 15- Ducks</b>	Young male	Young female	Old male	Old female
Any Bantam Breed (Call, East Indie, etc)	169	170	171	172
Any Lightweight Breed (Runner, Magpie, Campbell, Welsh Harlequin, etc.)	173	174	175	176
Any Medium Breed (Buff, Swedish, Cayuga, etc)	177	178	179	180
Any Heavy Breed (Pekin, Rouen, Muscovy, etc)	181	182	183	184

<b>Class 16 - Geese</b>	Young male	Young female	Old male	Old female
Any Lightweight Breed (Chinese, Roman, etc)	185	186	187	188
Any Medium Breed (Pilgrim, Pomeranian, American Buff, etc)	189	190	191	192
Any Heavy Breed (Embsden, African, Toulouse, etc)	193	194	195	196

<b>Class 17 - Turkeys</b>	Young male	Young female	Old male	Old female
Any Broad Breasted Breed	197	198	199	200
Any Other Breed Turkey	201	202	203	204

<b>Class 18 - Pigeons</b>	Young male	Young female	Old male	Old female
Tumblers	205	206	207	208
Homers	209	210	211	212
Rollers	213	214	215	216
Any Other Performing	217	218	219	220
Kings	221	222	223	224
Carneau Pigeon	225	226	227	228
Any Other Utility Pigeon	229	230	231	232
Fantail	233	234	235	236
Owls	237	238	239	240
Frills	241	242	243	244
Any Other Fancy	245	246	247	248

<b>Class 19 – Miscellaneous Poultry</b>	Young male	Young female	Old male	Old female
Guinea Fowl	249	250	251	252
Pheasants	253	254	255	256
Pea Fowl	257	258	259	260
Any Other Fowl (Specify Breed)	261	262	263	264

<b>Class 20 – Funky Feathered Friend</b>	Any poultry that doesn't have what it takes to be a show bird. Must be Healthy			
Chicken	265			
Turkey	266			
Duck	267			
Goose	268			

**MARKET CLASSES- Premiums 1st-\$2.00; 2nd-\$1.75; 3rd-\$1.50; 4th - \$1.25**

To be eligible for Live Market Sale, exhibitor must follow rules below and also rules in Live Market Animal Sale section

To be eligible for Live Market Sale, exhibitor must participate in showmanship, **at least two other classes**, and earn 2 points from the project or department events/meetings/assignments.

To be eligible for Live Market Sale, exhibitor must work at least ONE shift at the poultry barn during the fair week – Wednesday through Sunday.

<b>Heritage Meat</b>	2 birds, same breed, age & sex, under 6 months of age	270
<b>Roasters</b>	2 birds, same sex, 5 lbs. or over	271
<b>Broilers</b>	2 birds, same sex, 2.5 lbs. to 4.5 lbs.	272
<b>Young Duck</b>	Either sex, 5 lbs. or over	273
<b>Young Goose</b>	Either sex, 7 lbs. or over	274
<b>Young Turkey</b>	Either sex, over 15 weeks of age	275

**EGGS - Premiums 1st \$1.75; 2nd - \$1.50; 3rd - \$1.25; 4th - \$1.00 Champion Egg Display Award**

**Class 22- Egg Class**

White Bantam	Best one- half dozen Grade A	276
White Regular	Best one- half dozen Grade A	277
White Jumbo	Best one- half dozen Grade A	278
Brown Bantam	Best one- half dozen Grade A	279
Brown Regular	Best one- half dozen Grade A	280
Brown Jumbo	Best one- half dozen Grade A	281
Colored Any Size	Best one- half dozen Grade A	282
Duck Any Size	Best one- half dozen Grade A	283

**CLASS 23 - POULTRY SHOWMANSHIP-** Animal used will be exhibitors from show entries, Bird for any exhibitor wishing to participate who doesn't have an animal entry can be supplied.

**Premiums 1st-\$3.00; 2nd-\$2.50; 3rd-\$2.00; 4th - \$1.50 Champion Showman Awards**

Junior Showmanship	Grades 3-5	284
Intermediate Showmanship	Grades 6-8	285
Senior Showmanship	Grades 9+	286

**DEPARTMENT 8 - RABBITS**

**Judging: Fair Week Thursday @ 9AM-Showmanship; Breed judging after the lunch break  
Superintendent: Sarah Mueller & Heidi Cronin**

**REQUIREMENTS:**

- Youth showing rabbits or cavies have the same requirements listed below.
- Exhibitors must attend 3 monthly rabbit department or project events/activities.
- Exhibitors must make a poster, on rabbits or cavies, to be eligible to show at the fair.
- Exhibitors must sign up for a barn shift, in the rabbit barn, for one of the days of fair. This should include the exhibitor and an adult parent or guardian, or adult family member. The shift is usually for two hours.
- Meat Animal Exhibitors must do an informational presentation at one of the Rabbit department or project meetings. The presentation must be in the same calendar year that they want to participate in the Meat Sale. The presentation does not have to be fancy; the presentation needs to contain good information about meat rabbits and be educational in nature, for the other members to listen to. The length of the presentation should be 5-10 minutes. Questions should be directed to the superintendent.
- Pen Fees - \$1.50 per animal, not per cage.
- Exhibitors must furnish their own feed, feed and water bowls and must care for their animals on a daily basis.

**Qualified Animals:**

- Only purebred rabbits recognized by the ARBA may be exhibited at the Sauk County Fair.
- Crossbred rabbits may not be exhibited at the Sauk County Fair, including all breed and meat classes.

**Health and Other Rules:**

- Youth are assigned cages for their rabbits and are expected to keep the cages in good condition throughout the entire fair.
- Rabbit and cavies cages should be cleaned by noon each day.
- Junior Fair rabbit department exhibitors are responsible for keeping their exhibits in appropriate fashion, a clean cage is important for the health and wellbeing of your rabbit or cavies.
- Each exhibitor is responsible for keeping water accessible to their animal at all times.
- Only one animal may be shown in each lot number.
- All rabbits must be presented to the judge by the Exhibitor or a superintendent approved substitute. Make arrangements with the rabbit department superintendent prior to the show if exhibitor cannot be present at the show time.

**Terms used are defined as follows:**

**SIX – CLASS BREEDS**

- Senior Buck – A male 8 months of age and over
- Senior Doe – A female 8 months of age and over
- 6/8 Buck – A male between 6-8 months of age
- 6/8 Doe – A female between 6-8 months of age
- Junior Buck – A male under 6 months of age
- Junior Doe – A female under 6 months of age

**FOUR – CLASS BREEDS**

- Senior Buck - A male 6 months of age and over.
- Senior Doe - A female 6 months of age and over.
- Junior Buck - A male under 6 months of age.
- Junior Doe - A female under 6 months of age.

**CLASS 1 - BREEDS Premiums – 1<sup>st</sup>- \$2.00, 2<sup>nd</sup>- \$1.75, 3<sup>rd</sup>- \$1.50, 4<sup>th</sup>- \$1.25**

**Awards: Best of Breed for breeds with mre than 5 entries.**

	Senior Buck	Senior Doe	6/8 Buck	6/8 Doe	Junior Buck	Junior Doe
Angora	1	2			3	4
Britannia Petite	5	6			7	8
Dutch	11	12			13	14
French Lop	15	16	17	18	19	20
Holland Lop	21	22			23	24

Questions Contact [info@saukcountyfair.com](mailto:info@saukcountyfair.com) 608-356-8707\*\*\*\*DEADLINE MAY 11<sup>TH</sup> 11:59PM

	Senior Buck	Senior Doe	6/8 Buck	6/8 Doe	Junior Buck	Junior Doe
Jersey Wooley	25	26			27	28
Mini Lop	29	30			31	32
Netherland Dwarf	33	34			35	36
Polish	37	38			39	40
Mini Rex	41	42			43	44
Silver Martin	45	46			47	48
Lionhead	51	52			53	54
Dwarf Hotot	55	56			57	58
Harlequin	59	60			61	62
Flemish Giant	63	64	65	66	67	68
Satin	69	70	71	72	73	74
New Zealand	75	76	77	78	79	80
Champagne D'Argent	81	82	83	84	85	86
All Other 6- Class	87	88	89	90	91	92
All Other 4 – Class	93	9			95	96
Cavies	97	98			99	100
Mini Satin	101	102			103	104
Californian	105	106	107	108	109	110
Havana	111	112	113	114	115	116
Beveren	117	118	119	120	121	122
Velveteen Lop	123	124			125	126
Trianta	127	128			129	130

### **COSTUME CLASS**

Costume Class	Any rabbit or cavie that is registered and at the fair	131
---------------	--	-----

### **CLASS 2 – MEAT CLASSES Premiums – 1<sup>st</sup>- \$2.00, 2<sup>nd</sup>- \$1.75, 3<sup>rd</sup>- \$1.50, 4<sup>th</sup>- \$1.25**

#### **Awards: Trophy for best animal in each**

- Meat classes are eligible for the Live Market Animal Sale (100, 101, & 102 lots)
- To be eligible for the Live Market Animal Sale exhibitors must follow the rules within the rabbit department as well as the rules outlined in the Live Market Animal Sale Section
- Exhibitors must participate in rabbit showmanship to participate in the Live Market Animal Sale
- Exhibitors must earn two points within the rabbit department/project

Meat Pen	To consist of 3 rabbits, commercial breed, all of the same breed and variety, not over 10 weeks old and each rabbit weighs 3 ½ to 5 ½ pounds. These rabbits may not be entered in any other classes.	100
Single Fryer	To consist of 1 single rabbit, not over 10 weeks old and at least 3 ½ pounds but not over 5 ½ pounds, of a commercial breed. This rabbit may not be entered into any other classes.	101
Roaster Rabbit	To consist of 1 single rabbit, either sex, under 6 months of age and over 5 ½ pounds in weight, maximum weight to be no more than 9 pounds. This rabbit may not be entered in any other classes.	102

### **CLASS 3 – SHOWMANSHIP**

**Premiums – 1<sup>st</sup>- \$3.00, 2<sup>nd</sup>- \$2.50, 3<sup>rd</sup>- \$2.00, 4<sup>th</sup>- \$1.50**

#### **Awards: Trophy to top showman each category**

- Exhibitors may elect to participate in an older showmanship class

Showmanship	Description	
First Year Project Member	ANY AGE -First year in project, you MAY NOT enter in another showmanship class	103
Beginners	Grades 3-5	104
Intermediate	Grades 6-8	105
Senior	Grades 9+	106

**DEPARTMENT 9 - DOGS**  
**Judging: Fair Week Tuesday @ 5PM**  
**Superintendent: Katie Cook - Teniente**  
**Leaders: Gretchen Wagner & Katy Carter & Ilse Benson**

**REQUIREMENTS & RULES:**

- All dog exhibits must be the result of regular 4-H, FFA, or other youth organizations participation in the Sauk County Dog Project meetings during the current dog project season.
- All youth participating must have registration submitted to the Sauk County Dog Project by beginning of season.
- All registration forms must be completed and submitted at the beginning of the season, and no later than the first practice set by the project leader.
- All youth participating are required to attend the weekly obedience classes during the season starting in the spring until fair show.
- All youth participating must attend at least four (4) obedience practices, during the stated season, in order to be able to show at the fair.
- Each youth participating must get one sponsors for the department, if necessary..
- Handlers and dogs wanting to be enrolled in dog agility and dog showmanship must have passed Pre-Novice A or B.
- All youth participating must wear comfortable clothing, low shoes, flat and rubber sole, NO OPEN TOES, dress for the weather.
- All dogs shown by youth must weigh no more than 40 pounds more than the youth showing the dog. Dog weigh should not exceed youth's weight by more than 40 pounds.
- All dogs shown by youth must have proof of vaccination for the dog; Including: **rabies, distemper, Bordetella**. Proof of vaccination must be submitted with registration before dogs can practice at the fairgrounds. NO Later than the first scheduled practice.
- The dog's proof of vaccination must also be uploaded with fair registration. If vaccination dates expire prior to the fair show, it is the youth participating's responsibility to submit new documentation with dates of re-vaccination.
- All dogs shown by youth must be five (5) months old or older by fair show date.
- No wolf or wolf cross dogs will be allowed in the program or allowed on the fairgrounds or to show.
- All Dog Department Classes are judged on a Danish basis.

**OBEDIENCE CLASSES** Premiums: 1st-\$4.50; 2nd-\$3.50; 3rd-\$2.50; 4th-\$1.50

Pre-Novice A- 1 <sup>st</sup> yr Beginner	Grades 3-7	Handler has no previous experience	1
Pre-Novice A- 1 <sup>st</sup> yr Beginner	Grades 8+	Handler has no previous experience	2
Pre-Novice B - Returning Handler	Grades 3-7	Handler has not passed out of Pre-Novice	3
Pre-Novice B- Returning Handler		Handler has not passed out of Pre-Novice	4
Pre-Novice B- NEW DOG	Grades 3-7	Handler has previously trained a dog; dog has not been previously trained	5
Pre-Novice B- NEW DOG	Grades 8+	Handler has previously trained a dog; dog has not been previously trained	6
Novice	Grades 3-7	Handler has passed out of Pre-Novice	7
Novice	Grades 8+	Handler has passed out of Pre-Novice	8
Graduate Novice	Grades 3-7	Handler has passed out of Novice	9
Graduate Novice	Grades 8+	Handler has passed out of Novice	10
Pre- Open		Previously passed out of Graduate Novice	11
Open		Previously passed out of Pre-Open	12
Pre-Utility		Previously passed out of Open	13
Utility		Previously passed out of Pre-Utility	14

**SHOWMANSHIP CLASSES** Premiums: 1st-\$3.00; 2nd-\$2.50; 3rd-\$2.00; 4th-\$1.50

Showmanship Novice Junior	Grades 3-7	15
Showmanship Novice Senior	Grades 8+	16

**AGILITY CLASSES** Premiums: 1st-\$4.50; 2nd-\$3.50; 3rd-\$2.50; 4th-\$1.50

Grades 3-7	1 <sup>st</sup> Year, Level 1 – Jumps, Tables, Tunnel	17
Grades 8+	1 <sup>st</sup> Year, Level 1 – Jumps, Tables, Tunnel	18
Grades 3-7	Level 1 – Obstacles on Leash	19
Grades 8+	Level 1 – Obstacles on Leash	20
Grades 3-7	Level 1 – Obstacles OFF Leash	21
Grades 8+	Level 1 – Obstacles OFF Leash	22

Questions Contact [info@saukcountyfair.com](mailto:info@saukcountyfair.com) 608-356-8707\*\*\*\*DEADLINE MAY 11<sup>TH</sup> 11:59PM

**DEPARTMENT 10 - ANIMAL SCIENCE, VETERINARY SCIENCE, PET PROJECT & POCKET PETS**  
**Superintendent Frank Cook**

\*\*\*\*\*

Judging Fair Monday, 1:30pm to 6:30pm

Premiums: 1<sup>st</sup> - \$1.75 2<sup>nd</sup> - \$1.50 3<sup>rd</sup> - \$1.25 4<sup>th</sup> - 1.00

**Requirements: Class 1, Class 2, Class 3, & Class 4**

- All posters MUST be 14" X 22"
- All posters MUST be ready to be hung.
- Displays should relate to one phase of the project - for instance: breeds, care, feeding, management, grooming, health, equipment, careers, or some other relevant topic.
- This category display may include: charts, displays, posters, equipment, a mobile, a model, photos, something moving, actual articles or poster, or very likely a combination of display methods but do not include live animals.
- **No exhibitor may make more than one entry in any lot/prize number**

**CLASS 1 – VETERINARY SCIENCE**

1	Poster explaining project work
---	--------------------------------

2	Any display not a poster
---	--------------------------

**CLASS 2 – PET PROJECT DISPLAY**

9	A poster with a picture of your favorite pet, drawn & colored by exhibitor (any medium)
11	A poster with two photos of your pet that tells a story. Write a title for each picture.
13	A poster of a favorite pet with info about housing, diet and health. (Does not have to be your pet.)

10	A poster with photos of you and your pets (min of 6 pictures)
12	A poster with a single photo of your pet (8x10 or larger) with captions.
14	Any other activity not listed above.

**CLASS 3 – ANIMAL SCIENCE DISPLAY**

19	Animal Science Display-Beef
21	Animal Science Display- Cats
23	Animal Science Display-Dairy Goats
25	Animal Science Display-Swine
27	Animal Science Display-Rabbits
29	Article made for animal use (cat scratch post, bed, house)
31	Domesticated Exotic Animal Display
33	Animal Science Display-Dairy

20	Animal Science Display-Pets
22	Animal Science Display-Cavies
24	Animal Science Display-Dogs
26	Animal Science Display- Poultry
28	Animal Science Display-Sheep
30	Animal Science Display-Scrapbook
32	Poster on Domesticated Exotic Animal

**CLASS 4 – HORSE EDUCATIONAL PROJECTS**

- Entries may be taken to the State 4-H Horse Expo. Sign up on Saturday of the Fair for State.
- State 4-H Horse Expo Rules apply. These are **NOT** the same rules as the regular poster or photo projects

40	Drawing
42	Photography, Action
44	Poster educational
46	Model Horse, Single Horse
48	Any other Model Horse exhibit

41	Painting
43	Photography, Still
45	Scrapbook
47	Model Horse, With Rider
49	Animal Science Display-Horse

**CLASS 5 – ANIMAL SCIENCE SELF-DETERMINED**

55	Any exhibit relating to an animal science project NOT listed above
----	--

## POCKET PETS

## Animal, Vet, & Pet dept

Premiums - Blue - \$2.00, Red \$1.75, White \$1.50, Pink \$1.25

### Requirements:

- Judging will take place on Monday of fair week
- Judging will be individual and face to face, exhibitor must be present
- All pets will be brought in at the time of showing and must be taken home immediately following judging.
- These classes are not open to dogs, cats, poultry, waterfowl or pigeons or other animals shown elsewhere in the fair book. Animals shown in small/pocket pets may not be shown in any other department/class/lot.
- All animals must be in a secure cage/container for judging and while on the fairgrounds.
- Attached to each cage, the exhibitor must have a short write-up explaining what is involved in caring for this animal.
- Exhibit will not be complete without this write up.
- If classes have less than 6 entries, it shall be at the discretion of the judge/superintendent to combine them and have a class of "any other animals."
- Judging is **regular judging**; an exhibit is evaluated based on its own merit; it is not compared to other exhibits in the same class.
- **No exhibitor may make more than one entry in any prize number**

### CLASS 6 – Caged Birds

1	Parakeet
3	Small hooked bills (parrot, conure, etc)
5	Hard bills (finches, canaries, etc)
7	Any other caged bird not listed

2	Cockatiel
4	Large hooked bills (parrot, conure, etc)
6	Soft bills (mynas, jays, toucans, etc)

### CLASS 7 – Small Fur- Bearing Animals

1	Cavies Jr – Boar or Sow
2	Cavies Sr – Boar or Sow
3	Other small fur animals (Ferrets, Chinchillas, Gerbils, Hamsters, Rodents (rats, mice, etc) Rabbits

### CLASS 8 – Reptiles and Aquatic Pets

1	Fish
---	------

2	Reptiles
---	----------

### CLASS 9 – Other Pets

1	Any other small/pocket pet
---	----------------------------

### CLASS 10 – Small Pocket Pet Items

1	Scrapbook or exhibit about pet (do not display pet)
3	Homemade small pet carrying case
5	Poster showing external parts of small pet (14" x 22")

2	Article made for your pet (attach 3" x 5" card explaining intended use and how made)
4	Poster showing internal parts of small pet 14" x 22"

**DEPARTMENT 11 – DOMESTICATED EXOTIC ANIMALS**

**Judging: Fair Week Friday @ 5:00PM (Progress Hall)**

**Superintendents Tammie Case-Fry & Katie Fry**

\*\*\*\*\*

**Information & Rules & Requirements:**

- Domesticated Exotic Animals include the following: Goats, Llamas, Alpacas, Miniature horses, donkeys, mules, sheep, pigs and any other animal with prior approval.
- Only one animal per lot with grand total of animals by exhibitor limited to 10 in the department.
- No mature adult male species. Only fixed/alterd adult male animals will be allowed.
- No Stallions or mature adult male species of any kind including goats, llamas, alpacas, miniature horses, donkeys or mules Allowed. Only fixed adult male animals will be allowed
- Only one animal per class per exhibitor. (Exception is Doe/Kid Class and Dam/Cria Class)
- Goats need official ID may be scrapies Tag, USDA 840 button, or breed association tattoo (with paperwork, as long as it is unique to that animal) Goats exposed to scrapies will not be allowed to show.
- Llamas and Alpacas from within Wisconsin do not have official Id requirements. Llamas, alpacas from outside Wisconsin must have a certificate of veterinary inspection and official animal health records
- All equine (horses, donkeys, mules & hinnies) need proof of Coggins within last 12 months and health records
- Premise ID required on online entry forms
- to show in wether class, the goat must be banded or surgically wethered (no crimping). Must visually be a wether.
- Decorations: We encourage use of fair theme for the Exotic Animal Barn
- Department/Project members are encouraged to put up decorations prior to the fair. Check with the superintendent for more information. Decorations may not be removed until 4pm Sunday of fair.
- Exhibitors need to pay a fee for each animal brought to fair, per animal not pen. No pens are private, and exhibitors should expect to possibly share a pen, families and farms are grouped together first.
- Award will be given for cleanest pen and best animal care for the week.
- You **MUST** sign up for barn duty daily with the Superintendent
- Exhibitors must attend at least 2 exotic animal department/project meetings in the current exhibit year to be eligible to show at the fair.
- Only exotic exhibitors or other family members may be in ring at judging time.
- **All Exhibitors need to check in with the superintendent daily, morning & night, when animals are at the fair.**
- **Goats being shown in Exotics should be registered using the SCF Exotics Animal choice**

**Goat Classes**

Premiums for all classes: 1st - \$5.00; 2nd - \$4.00; 3rd - \$3.00; 4th - \$2.00

**Class 1 – Goat Conformation**

1	Kid Male (under 6 months.)
3	Yearling Male Wether (7-23 months) (altered/fixed)
5	Mature Female (24 months and older)
7	Doe/kid (15.00 fee due)

2	Kid Female (under 6 months.)
4	Yearling Female (7-23 months)
6	Wether (24 months and older)

**Class 2 – Goat Showmanship**

1	Goat Showmanship Grades 3-5
3	Goat Showmanship Senior Grades 9+

2	Goat Showmanship Grades 6-8
---	-----------------------------

**Class 3 – Goat Obstacle Course**

1	Goat Obstacle Course
---	----------------------

**Class 4 – Equine Classes**

**All Breeds/Ages/Sex of animals will be combined**

1	Mini Horse/Hinnie Halter Female
3	Mini Donkey /Mule at Halter Female

2	Mini Horse/ Hinnie at Halter Male, Fixed/Altered
4	Mini Donkey/Mule at Halter Male, Fixed/Altered

**Equine Classes**

**Class 5 – Equine Showmanship**

1	Horse/Donkey/Mule/Hinnie Beginner Grades 3-5
3	Horse/Donkey/Mule/Hinnie Senior Grades 9+

2	Horse/Donkey/Mule/Hinnie Intermediate Grades 6-8
---	--

**Class 6 – Equine Obstacle Course**

1	Horse/Donkey/Mule/Hinnie Obstacle Course
---	--

**Class 7 – Llama Conformation**

1	Llama Yearling & Under (under 23-month age)
3	Llama Adult Male (fixed/alterd)

2	Llama Adult Female
4	Llama Dam/Crea (Fee \$30.00)

**Class 8- Llama Showmanship**

1	Llama Beginner Showmanship Grades 3-5
3	Llama Senior Showmanship Grades 9+

2	Llama Intermediate Showmanship Grades 6-8
---	---

**Class 9 – Llama Obstacle Course**

1	All Llama Obstacle Course
---	---------------------------

Questions Contact [info@saukcountyfair.com](mailto:info@saukcountyfair.com) 608-356-8707\*\*\*\*DEADLINE MAY 11<sup>TH</sup> 11:59PM

## Alpaca Classes

### Class 10 – Alpaca Conformation

1	Alpaca Yearling & Under (under 23 month age)
3	Alpaca Adult Male (fixed/alterd)

### Class 11- Alpaca Showmanship

1	Alpaca Beginner Showmanship Grades 3-5
3	Alpaca Senior Showmanship Grades 9+

### Class 12 – Alpaca Obstacle Course

1	All Alpaca Obstacle Course
---	----------------------------

## Other Animals- PRE-APPROVED

Sheep, Pig, and other pre-approved

### Class 13 – Other Animals Conformation

1	Sheep
2	Pig
3	Other

### Class 14 – Other Animals Showmanship

1	Other Showmanship Grades 3-5
2	Other Showmanship Grades 6-8
3	Other Showmanship Grades 9+

### Class 15 – Obstacle Course

1	Sheep (can go with goats)	3 Other
2	Pig	

## Costume Class Rules, Requirements and Criteria

- All Animals must sign up during registration to receive premiums.
- Exhibitors may only show ONE animal species
- All animal exhibitors are welcome to show ONE of the animals they have at the fair.
  - Exotics, Dairy, Beef, Sheep, Goats, Horse, Swine, Poultry, Rabbit
- All animals participating in the costume class must be on a halter/lead

### Main Judging Points for the Costume Class:

1. Coverage
  - a. The costume covers over 60% of the animal
  - b. The costume covers over 60% of the exhibitor
2. Acceptance of Costume
  - a. The animal accepts the costume - No stomping, No shaking or balking
  - b. The animal walks/moves normally with the costume - No sidestepping, hopping
3. Unified theme of Costumes
  - a. The exhibitor and animal are in costume.
  - b. The costumes create a unified theme.
  - c. The theme is easily identifiable.
4. **Construction of Costume-New, handmade, thrifted, customized and originally Exhibitor created costumes only!**
  - a. Fits animal well – not falling off the animal
  - b. The costume must be safe for the exhibitor and the animal to wear and move around.
  - c. Allows the animal and exhibitor to maintain visual acuity.

### Class 16 Costume Class Showmanship

1	Costume Contest Entry
---	-----------------------

**Educational Display:** See Department 10

## **Domesticated Exotics**

2	Alpaca Adult Female
4	Alpaca Dam/Crea (Fee \$30.00)

2	Alpaca Intermediate Showmanship Grades 6-8

**DEPARTMENT 13 – CATS**

**Judging: Fair Week Monday @ 6:30PM (Progress Hall)**

**Superintendent Jean Bonham & Mary Bonham**

\*\*\*\*\*

**Premiums: 1st-\$2.00; 2nd-\$1.75; 3rd-\$1.50; 4th-\$1.25 Awards: Champion Adult Cat; Reserve Champion Adult Cat; Best Decorated Cage**

**Rules, Regulations and Requirements:**

- No ADULT WHOLE MALES ARE ALLOWED to be shown.
- ALL cats must be caged
- **Display cages will NOT be provided.**
- Each exhibitor will be allocated space no larger than 24"x24"x24" for their cat's carrier/cage.
- All cats need litter, water and food in cages
- Youth may decorate their carrier or a box to cover their carrier
  - no bigger than 24"x24"x24";
  - Each member must provide his own cage drapes and feeding equipment
- All cats must be caged
- Cats may be purebred, household cat, or of mixed breeding
  - Mixed breed and purebred will be shown together, unless numbers in class warrant separation.
- Exhibitors may enter ONLY one cat per lot/prize number

**Vaccination Requirements for ALL CATS**

- All vaccinations should be administered by a licensed veterinarian
- All vaccinations should be uploaded with fair registration
- Cats over 4 months of age need proof of current:
  - Rabies-copy of signed rabies certificate, not the invoice/bill
    - Cats name, date of rabies shot, and rabies expiration needed on certificate
  - Distemper Vaccination
    - Invoice with cat's name, and dates of service needed
    - Distemper may be administered by a non-veterinarian, but proof of vaccination is required to be uploaded at registration. Proof of distemper vaccination should include labels showing the lot #s and the date of vaccination and cat's name, owner name should be on the paperwork and must be uploaded with registration.
- **A copy of the uploaded vaccination requirements should be brought with the animal to the fair cat show.**
- **If vaccination records uploaded with fair registration expires, the exhibitor is responsible for providing the updated vaccination records to the fair, prior to and at the fair cat show.**
- Exhibitors that have not met these requirements will not be allowed to show

**CAT CHECK IN at the CAT SHOW**

- **The Cat Show will start at 6:30pm on Fair Monday**
- Exhibitors and their cat must check in at the registration table **1 HOUR PRIOR to show**
- **All Cats must be in a carrier for transport and show, except when presenting to the judge.**
- Cats will be veterinarian checked for health and proof of vaccination starting at 5:30pm at the location of the show.
- Unhealthy cats, as deemed by our veterinarians, will NOT be allowed to show.
- All cats should be free of contagious diseases including ear mites and fleas.

**Judging**

- Members will be required to bring their own animals to the judging table. A leash or harness is recommended
- Judging will include general appearance and condition, temperament and proper handling, hair coat, paws, nails and body build

**Cat Descriptions of Hair**      **Long Hair** - Hair coat more than 1" in length.      **Short Hair** - Hair coat 1" or less in length.

**CLASS 1 – KITTEN 4-8 months of age**

1	Male Long Hair	2	Male Short Hair
3	Female Long Hair	4	Female Short Hair

**CLASS 2 – Adults over 8 months of age**

5	Female WHOLE Long Hair	6	Female WHOLE Short Hair
7	Male ALTERED Long Hair	8	Male ALTERED Short Hair
9	Female ALTERED Long Hair	10	Female ALTERED Short Hair

**CLASS 3 – SHOWMANSHIP**

15	Beginning Showmanship Grades 3-5
16	Intermediate Showmanship Grades 6-8
17	Senior Showmanship Grades 9+

**DEPARTMENT 14 - PLANT & SOIL SCIENCE**

**Superintendent: LaNell Jaquish**

**Judging Fair Monday, 1:30pm to 6:30pm**

**REQUIREMENTS & RULES:**

- All posters must be 14" x 22" with a hanger-must be ready to hang
- No exhibitor may make more than one entry in any lot or prize
- Exhibitors must attach a 3" x 5" card stating the variety of plant
- All classes in the department should prepare exhibits according to cooperative Publication A3306-"Exhibiting & Judging Vegetables"
- Homegrown means grown only by the exhibitor

**Plant & Soil Science**

**Premiums 1<sup>st</sup>, \$3.00; 2<sup>nd</sup>, \$2.75; 3<sup>rd</sup>, \$2.50; 4<sup>th</sup>, \$2.25**

**Class 1 – PLANT AND SOIL EXPERIMENTS**

1. Experiment for members grade 3-6	Experiment for members 7 and over
-------------------------------------	-----------------------------------

**CLASS 2 - FIELD CROPS**

- ALL Classes – All grain sheaves must be 2 ½ inch diameter when tied at the cut end of the stems.
- Tie sheaves in three places- below the heads, middle and cut end.
- Sheaves - all leaves should be stripped from the stems of the sheaves
- Field crops may be current or previous years growing season.

**Corn**

1	Corn - 80-100 days, 3 stalks, roots attached (wrapped in burlap sack)
2	Corn - 101 days and over. 3 stalks, roots attached (wrapped in burlap sack).
3	Corn, one stalk & ear sample, grain variety
4	Corn, one stalk & ear sample, silage variety
5	Corn-Five ears of hybrid com (husked), last year's ok. (name variety)
6	Popcorn, 6 ears husk removed, (name variety).
7	Sweet Corn, 3 ears, husk removed, current year (name variety)
8	Tallest Stock of Corn

**Hay/Haylage**

9. Baled Hay, (variety named) 1 foot section, current crop, tied with twine or string	10. Haylage, 5qt pail with handle and lid (variety named)
---	---

**Grains**

11	Oats sheaf (variety named)
12	Winter Wheat Sheaf (variety named)
13	Other threshed grains in sheaf (identified & variety named)
14	Winter Wheat (type & variety named) in a quart size sealed bag,
15	Other grain (type & variety named) in a quart size sealed bag.

**Soybeans**

16	Soybeans (variety named) in a quart sealed plastic bag. Last year's fall harvest ok.
17	Soybean Sheaf (variety named)
18	Tallest Soybean Plant (variety named) in a bucket

**Weeds**

19	Biggest weed height x width (weed species must be legal to possess)
20	Collection of 10 different weeds identified.
21	Collection of 10 different plant diseases identified.

**Vegetables****Plant & Soil Science**

Premiums 1<sup>st</sup>, \$3.00; 2<sup>nd</sup>, \$2.75; 3<sup>rd</sup>, \$2.50; 4<sup>th</sup>, \$2.25

**Requirements and Regulations for Vegetable Exhibits**

- Exhibits must come from the exhibitor's garden, except if noted differently
- Exhibits which do not contain the exact number of items specified in the item description will be disqualified.
- The Sauk County Fair reserves the right to dispose of all garden exhibits.
- Attach a 3" x 5" card stating the varieties of the exhibit.
- Prepare vegetable exhibits according to cooperative Pub. A3306- "Exhibiting & Judging Vegetables"
- ALL Vegetable exhibits will be judged on:
  - Uniformity of size, shape, and color
  - Trueness to size, shape and color for the variety
  - Free of disease, insect, and other damages

**CLASS 2 – VEGETABLE GARDEN**

1	Celery, 1 plant	2	Cauliflower, one head	3	Broccoli, one head
4	Rhubarb, 6 stalks, 12" long, no leaves	5	Squash, summer, one	6	Squash, winter, one

**Leafy Vegetables**

7	Leaf lettuce, 2 bunches, in water with roots	8	Head lettuce, one head	9	Early Cabbage, one head
10	Red Cabbage, one head	11	Chard, 2 bunches, in water with roots.	12	Kale, 2 bunches, in water with roots
13	Spinach, 2 bunches, in water with roots				

**Root Vegetables**

14	Radishes, (white or red) plate of 6	15	Carrots – six	16	Beets – six
17	Turnips, plate of four	18	Potatoes (early, mid summer or late) labeled and named, plate of four	19	Onion (red, yellow, white) plate of three
20	Kohlrabi -3	21	Asparagus (6 stalks)		

**Legumes – Beans & Peas**

22	Beans (yellow, green, or purple) 10 pods	23	Peas, 10 pods
----	--	----	---------------

**Tomatoes**

24	Tomatoes (red, green, yellow) plate of six	25	Tomatoes (cherry or grape) plate of 6
----	--	----	---------------------------------------

**Cucumbers**

26	Cucumber, small, six	27	Cucumber, dill pickling, six	28	Cucumber, large slicing, three
----	----------------------	----	------------------------------	----	--------------------------------

**Peppers**

29	Peppers (red) three	30	Peppers (green) three	31	Peppers (hot) three
----	---------------------	----	-----------------------	----	---------------------

**Herbs**

32	Dill – one plant	33	Chives, one plant, in container	34	Basil-one plant, in container
35	Herbs, one variety not listed	36	Herb Collection, five varieties, named		

**Other**

37	Eggplant-one	38	Muskmelon – one	39	Any other vegetable not listed, named, 3
40	Vegetables with unusual appearance – one	41	A poster on any vegetable, poster must be 14 " x 22" with hanger	42	Garden Plans of exhibitor show companion plants and other plans

**Garden Equipment**

43	Homemade Scarecrow, grades 3-5	44	Homemade Scarecrow, grades 9 and over
45	Collection of garden tools with description of what they are used for (3-5 tools).		

**Garden Boxes**

**Regulations & Rules**

- Exhibits must come from the exhibitor’s own garden, unless otherwise noted.
- Exhibits will be judged on quality, uniformity, and correct number of vegetables shown.
- **Junior members:** Those exhibitors in grade 8 and under on January 1<sup>st</sup> of the exhibit year.
- **Senior members:** Those exhibitors in grade 9 and over on January 1<sup>st</sup> of the exhibit year.
- Each garden box exhibit is required to be displayed in space provided, arranged by exhibitor

**Boxes**

- Six kinds of vegetables will make a garden box or creative basket exhibit.
- Be sure to have the correct number of specimens for each as listed.
- These six vegetables may be taken out of any of the following groups.  
\*\*\*\*\*
- **Choose 1 specimen** from this list broccoli, cabbage, cauliflower, eggplant, pie pumpkin, squash, muskmelon, lettuce, kale, spinach, or chard.
- **Choose 2 specimens** of the list: celery, cucumber (slicing and ripe) Kohlrabi
- **Choose 3 Specimens** of this list: beets, carrots, onions, parsnips, peppers (sweet) tomatoes (grape or cherry), turnips, or sweet corn.
- **Choose 6 specimens** of this list: peppers (hot), radishes.
- **Choose 12 specimens** of this list: snap beans, pea pods, ground cherries.
- **Exhibitors must provide garden box or basket with exhibit**
- **Vegetables NOT LISTED may be used as decoration only.**

**Garden Boxes Can only enter ONE LOT of 1-6 below or ONE Garden Box**

**Judged on vegetables only**

46	Junior members, grades 3-5, Garden Box judged on vegetables only
47	Senior members, grade 9 and over, judged on vegetables only

**CREATIVE GARDEN BOXES**

**Judged on creativity only, vegetables must be grown by EXHIBITOR**

48	Junior members, grades 3-5, Garden Box, judged on creativity only
49	Senior members, grade 9 and over, judged on vegetables only

**Judged on creativity only, vegetables can be grown by exhibitor or purchased or combination.**

50	Junior members, grades 3-5, Garden Box, judged on creativity only
51	Senior members, grade 9 and over, judged on vegetables only

**SELF DETERMINED PLANT & SOIL PROJECT**

52	Any other exhibit relating to your garden vegetables project.
----	---

## DEPARTMENT 15 – FLOWERS & HOUSE PLANTS

Superintendent: LaNell Jaquish  
Judging Fair Monday, 1:30pm to 6:30pm

\*\*\*\*\*

**Rules & Requirements: Premiums 1<sup>st</sup>, \$3.00; 2<sup>nd</sup>, \$2.75; 3<sup>rd</sup>, \$2.50; 4<sup>th</sup>, \$2.25**

- All Classes – All Posters will be 14" x 22", with a hanger
- All members should provide their own containers as needed
- Exhibits will be judged on flower perfection
- Arrangements judged on flower conditions, color and line and design
- All flowers must be grown by exhibitor unless noted
- No exhibitor may make more than one entry in any lot/prize number

### CLASS 1 – FLOWERS & CUT FLOWERS

1	Single stem perennial, any color	2	Single stem perennial, any color
3	Single gladiolus spike	4	Single Stem Dahlia
5	Three (3) stems Zinnias	6	Three (3) stems Marigolds
7	Three (3) stems Petunias	8	Daylilies
9	Bouquet of any mixed flower not listed	10	Any other perennial 3 spikes or stems named on tag
11	Garden Plans of exhibitor showing companion planting and/or other plans		

### Floral Arrangements

\*Arrangements must be made and grown by the exhibitor, no greenhouse materials.

12	Corsage, fresh floral	13	Bouquet of cut flowers to be viewed from all sides.
14	Floral Arrangement for a dinner table	15	Floral arrangement for coffee or end table
16	A miniature arrangement or bouquet (max height 6 inches)	17	Floral arrangement with international theme
18	Floral arrangement with wedding theme	19	Floral arrangement with holiday theme
20	Floral arrangement for special occasion	21	Floral arrangement using household items, 50-75% flowers
22	Dried or artificial floral arrangement	23	Any other floral arrangement not listed above

### Wildflowers

24	Bouquet using wildflowers	25	Arrangement using wildflowers	26	Bouquet using dried wildflowers
----	---------------------------	----	-------------------------------	----	---------------------------------

### CLASS 2 – HOUSE PLANTS & INDOOR GARDENING

- All plants must be grown indoors, under ordinary house conditions
- Containers may not exceed 8" in diameter
- All entries must have an attached card with the following information: Plant Name, Date Started, Propagation Method

1	African Violet-1 plant, 1 crown	2	Geranium-1 plant	3	Impatiens-1 plant
4	Fibrous Begonia-1 plant	5	Any other flowering plant not listed	6	Coleus
7	Ivy	8	Spider Plant	9	Any other foliage plant not listed
10	Containers of 3 foliage plants of different species	11	Any fern, name variety	12	Any cactus, name variety
13	Hanging Basket, 1 basket ready to hang	14	Educational display, ie poster, etc.		

### CLASS 3 – PLANT CRAFTS

1	Terrarium (covered container all types and kinds)	2	Desert Garden (examples, cactus, sedum) min 3 varieties
3	Dish Garden (cactus, sedum, etc) at min. 3 varieties	4	Woodland garden (ferns, moss, etc) min 3 varieties
5	Fairy Garden, all types	6	Wall hanging wreath
7	Wall hanging swag	8	Dried or artificial flower wall hanging (wreath, swag, etc)
9	Artificial flower corsage	10	Artificial flower arrangement
11	Wreath of natural materials	12	Gourd Art
13	Garden Decoration	14	Pressed Flowers (cards, hanging, etc)
15	Bucket of Blooms (up to 5 gallon bucket, any combination, herbs, flowers, plants, grasses, and accessory item.)	16	Any other exhibit pertaining to the project, not listed

### CLASS 4 – HOME GROUNDS

1	Scrapbook on lawn with before and after pictures, with story, seed used, fertilizer and weed control.
2	Mounted specimens of shrub and tree leaves, underside and top of leaf. Identified
3	Landscape plans include pictures of before and after and show improvements made.
4	Any other home grounds exhibit or poster (14" x 22")

### CLASS 5 – OTHER DISPLAYS – Open to Flowers, House Plant and Garden Exhibitors

1	Any other exhibit not listed above.
---	-------------------------------------

Questions Contact [info@saukcountyfair.com](mailto:info@saukcountyfair.com) 608-356-8707\*\*\*\*DEADLINE MAY 11<sup>TH</sup> 11:59PM

**DEPARTMENT 16-NATURAL RESOURCES SCIENCES**  
**Superintendent Frank Cook**

\*\*\*\*\*

**Judging Fair Monday, 1:30pm to 6:30pm; Premiums 1<sup>st</sup>, \$3.00; 2<sup>nd</sup>, \$2.75; 3<sup>rd</sup>, \$2.50; 4<sup>th</sup>, \$2.25**

**Rules & Requirements:**

- All posters must be 14" x 22" with hanger
- Shooting sports must be entered in registration, bring completed target to the fair, judging day.
- No exhibitor may make more than one entry in any lot/prize number.

**CLASS 1 – BIRDS**

1	Scrapbook of 20 bird pictures, either drawings or cutouts of birds seen and identified by the exhibitor. Each drawing properly labeled with food habits, migratory habits, habitat and nesting of each bird.
2	Birdhouse, simple
3	A bird feeder assembled from a milk carton, plastic bottle, log, etc.
4	Wooden birdfeeder.
5	A scrapbook of activities in the bird project during the past year. Include field trips, photography, bird banding, feeding, etc.
6	Any other bird exhibit not listed above.

**CLASS 2 – ENTOMOLOGY**

10	Poster on how insects communicate with each other
11	Collection of 10 different insects, correctly identified and labeled.
12	Collection of 20 different insects, correctly identified and labeled.
13	A poster of an insect leg with the parts identified.
14	A collection of at least 25 different insects, correctly identified and labeled
15	Any other Entomology exhibit not listed above.

**CLASS 3 – RIFLE**

28	Poster on illustrating the different rifle sights
29	Poster illustrating: "how to clean and care for your gun"
30	Poster illustrating transporting firearms
31	Poster properly labeled illustrating gun types and parts
32	Poster properly labeled illustrating gun types and parts
33	Display model showing parts of a gun
34	Poster illustrating how to handle firearms while hunting in a group (max of 2 topics per poster)
35	Poster illustrating all four firing positions
36	A lockable display illustrating various types of ammunition (case must be displayed with glass or plexiglass type cover)
37	Making a stock for your gun
38	Display (or poster) to show the parts of a cartridge. Explain each part.
39	Display or poster to show how to make a "survival skill"
40	Any other exhibit related to rifles, not listed

**Shooting Sports: Exhibitor must participate in a county or school wide approved shooting sports project to compete in the shooting sports exhibits.**

45	Rifle Target Shooting
46	Trap Shooting – Grades 6 and over
47	Air Pistol – Grades 6 and over
48	Black Powder – Grades 6 and over

**CLASS 4 – ARCHERY**

50	Compound Bow (all ages)
51	Recurve Bow (all ages)

**CLASS 5 – OTHER SHOOTING SPORTS DISPLAYS**

80	Poster illustrating different kinds of arrows
81	Poster illustrating different kinds of bows
82	Exhibit of handmade accessory items, leather finger tab or glove, arm guard, quiver
83	Exhibit of drawings of pictures showing proper shooting techniques
84	A scrapbook on a hunter's diary or exhibitor's own hunt.
85	Any other shooting sports exhibit not listed above.

**CLASS 6 - SPORTS FISHING**

100	A poster or display on the Improved Clinch knot, Palomar Knot, Snell Knot or Turtle Knot.
101	A poster on your casting record
102	A poster (with pictures) of your first big fish catch.

Questions Contact [info@saukcountyfair.com](mailto:info@saukcountyfair.com) 608-356-8707\*\*\*\*DEADLINE MAY 11<sup>TH</sup> 11:59PM

103	A poster or display on various types of fishing tackle	<b>Natural Science</b>
104	A small survival kit for fishing	
105	A poster on parts of a fish	
106	A poster or display on the Spinning Reel Parts	
107	A poster on the Overhead Cast	
108	A display on Tying Fishing Knots	
109	A display on different types of fish	
110	A homemade lure	
111	A poster or display of the types of insects fish like.	
112	A poster on Fishing Ethics	
113	Any other sports fishing exhibit not listed above	

**CLASS 7 – WILDFLOWERS**

125	Picture or drawings of 10 wildflowers
126	Display showing leaf arrangements
127	Display showing different types of flower clusters
128	Display showing types of leaves
129	Any other wildflower exhibit not listed

**CLASS 8 – ROCK CLIMBING**

130	Poster illustrating proper knots used for Rock Climbing.
131	Display relating to Rock Climbing
132	Poster relating to Rock Climbing
133	Poster or display educating others about the principles of "Leave no trace"
134	Photo display illustrating different rock-climbing adventures
135	A prepared (from scratch) healthy snack that would be good to take on a rock-climbing adventure
136	Any other rock-climbing exhibit not listed above.

**CLASS 9 - ASTRONOMY**

140	Display relating to your Astronomy
141	Poster relating to Astronomy

**CLASS 10 – ADVENTURE**

145	Display showing your adventure in Natural Resource Sciences
146	Poster relating to your adventure in Natural Resource Sciences

**CLASS 11 – FORESTRY**

150	A poster showing how to find the age of a tree
151	Dry and mount 5 different kinds of leaves
152	Collect an example of a stem canker you learned and make an exhibit
153	An exhibit on how to measure a tree
154	Make a poster or display on steps to properly prune a tree branch
155	Make a poster on different ways a leaf, tree branch or entire tree can be reused, recycled and renewed.
156	Any other Forestry exhibit not listed above.

**CLASS 12 – OUTDOOR & ADVENTURE**

**Backpacking**

165	A display relating to backpacking
166	A poster relating to backpacking

**Hiking & Camping**

170	A display relating to hiking
171	A poster relating to hiking
175	A display relating to camping
176	A poster relating to camping

**Canoeing**

178	A display relating to canoeing
179	A poster relating to canoeing

**CLASS 13 – SELF-DETERMINED NATURAL SCIENCE**

180	Any display relating to Natural Science
181	Poster relating to Natural Science
182	Exhibit made from natura materials.

## DEPARTMENT 17- EXPLORING & CLOVERBUDS

Superintendent Dorothy Harms

\*\*\*\*\*

Judging Fair Monday, 1:30pm to 6:30pm; Premiums of \$1.50 per entry

### Rules and Regulations:

- This department is open to **members of youth organizations** with early childhood categories, for example, Cloverbuds, Brownies, Cub Scouts, etc.
- Only children who are K-2<sup>nd</sup> grade and 5-9 years old as of January 1 of the current fair year may participate.
- A child who is 9 years old may only exhibit in this department if the child is a **FIRST TIME FAIR EXHIBITOR**.
- Children who are in 3<sup>rd</sup> Grade, 9 years old, and NOT FIRST TIME FAIR EXHIBITORS may NOT exhibit in this department.
- Exhibitors may not show any live animals, pictures are ok.
- A first-time exhibitor who is 9 years old or 3<sup>rd</sup> grade may exhibit in this department, but may **not exhibit** in this department along with entries/exhibits in any other department at the fair.
- Exhibitors should be able to explain to the judge how and why the item was made.
- Exhibitors should be made by the exhibitor with adult or youth supervision.
- Exploring exhibitors will receive a participation ribbon for exhibits
- An exhibitor in this department may show up to 10 (ten) entries, but only one entry per lot/prize number.
- All posters must be 14" x 22" and have a hanger
- Food items should be brought on paper plates
- Perishable foods may be disposed of by the Sauk County Fair if necessary
- Dishes or containers of food items should be picked up on fair Sunday at 4pm.

### CULTURAL ARTS

1	Rock Creatures
2	Puppet – Any Kind
3	A simple crochet article
4	A simple knit article
5	A simple sewn article
6	A simple craft article
7	Article made with clay or dough
8	Creative design made with seeds, such as pictures, jewelry, boxes, etc.
9	Recycle project
10	Original drawing or sketch any medium
11	Original painting, any medium
12	Scrapbook Exhibit
13	Simple wall hanging
14	Any other craft
15	Any other item
16	Any other item (2)

### PLANT & SOIL SCIENCE

17	A houseplant grown by exhibitor
18	A display of cut flowers, grown by exhibitor
19	Display of three different types of vegetables grown in your garden
20	An arrangement of silk, plastic or dried flowers
21	Any other plant & soil science exhibit

### NATURAL SCIENCE

22	Insect exhibits, 5 mounted specimens, properly labeled.
23	Wildflower exhibit, 5 mounted and pressed specimens, properly labeled.
24	Garden flower exhibit, 5 mounted and pressed specimens, properly labeled.
25	Leaf exhibit, 5 mounted specimens, properly labeled.
26	One bird feeder.
27	Terrarium
28	Aerospace Exhibit

Questions Contact [info@saukcountyfair.com](mailto:info@saukcountyfair.com) 608-356-8707\*\*\*\*DEADLINE MAY 11<sup>TH</sup> 11:59PM

29	Any other natural science exhibit	<b>Exploring &amp; Cloverbuds</b>
30	Any other natural science exhibit (two)	

**ANIMAL SCIENCE**

31	Poster or display about an animal, poster 14" x 22" with a hanger.
32	Any other animal science exhibit

**HEALTH**

33	Poster or display about your health, poster 14" x 22" with a hanger.
34	Any other health exhibit

**HOME & FAMILY**

35	Brownies, from a mix or scratch (plate of 3) specify
36	Muffins, from a mix or scratch (plate of 3) specify
37	Cookies, from a mix or scratch (plate of 3) specify
38	Display of the food pyramid
39	Healthy snack made by the exhibitor
40	Home safety poster 14" x 22"
41	Food Revue Exhibit
42	Any other Home & Family Exhibit
43	Any other Home & Family Exhibit (two)

**OTHER**

44	Homemade music instrument
44	Toy made by exhibitor, no kits
45	Toy made by exhibitor, kit-bring directions
46	Three snapshots of any subject, mounded on 14" x 22: poster board, with hanger
47	A photo of any subject, mounted and with hanger
48	Record book
49	Simple woodworking project
50	Any Lego or K'Nex article must be displayed in a box for safe moving and display
51	Any project made during a meeting of the exhibitor's organization
52	Any other article not listed above.
53	Any other article not listed above (two)

**PERFORMANCE ARTS**

- Performance arts entries are completed earlier in spring in a separate competition for registered exhibitors only.
- Only enter these exhibits if you participated in this competition.
- If you participated in this competition held prior to the fair, you must enter online during the fair registration for premiums to be paid.

54	Vocal Solo
55	Vocal – Group (duet, trio, etc)
56	Instrumental – Solo (piano, drums, flute, etc)
57	Instrumental – Group (piano, drums, flute, etc)
58	Dance
59	<i>Club or Organization Musical</i>
60	Interpretive performance
61	Interactive reading
62	Interpretive reading group (2 or more)
63	Mini drama
64	Club or organization drama
65	Original story/selection – individuals only

**DEPARTMENT 18-CULTURAL ARTS**  
**Includes: Music, Drama, Speaking, & Creative Writing**  
**Superintendents Sharon Verthein & Leticia Keding**

\*\*\*\*\*

Judging Fair Monday, 1:30pm to 6:30pm; Premiums 1<sup>st</sup>, \$3.00; 2<sup>nd</sup> \$2.75; 3<sup>rd</sup>, \$2.50; 4<sup>th</sup>, \$2.25

**Rules & Requirements:**

Exhibits previously exhibited at the Sauk County Fair are NOT eligible for competition.

- Face to Face Judging, all ages are combined.
- The judge will make comments and give placing according to appropriate work for the exhibitors age.
- No exhibitor may make more than one entry in any prize/lot number. **(As an example-if you are bringing a watercolor -scenic painting in department 18, class 1, lot 6-etc, you may only enter that department, class and lot with ONE watercolor-scenic item. You cannot enter two of department 18, class 1, lot 6-etc. You may enter other lots, but only one lot in each class and department.**
- Performance arts Performance arts entries are completed earlier in spring in a separate competition for registered exhibitors only.
- Only enter these exhibits if you participated in this competition.
- If you participated in this competition held prior to the fair, you must enter online during the fair registration for premiums to be paid.

**CLASS 1 -PAINTINGS** (Suggested minimum size is 9" x 12")

1	Oil Painting – Modern
3	Oil Painting – Still Life
5	Watercolor – Modern
7	Watercolor – Still Life
9	Acrylic Painting - Modern
11	Acrylic Painting – Still Life
13	Painting – Choice of media (not listed above) w matte and/or frame
15	Cartoons, any media

2	Oil Painting – Scenic
4	Oil Painting - Other than above
6	Watercolor -Scenic
8	Watercolor – Other than above
10	Acrylic Painting – Scenic
12	Acrylic Painting – Other than above
14	Painting on an article, not canvas

**CLASS 2 – DRAWINGS** (Suggested minimum size 9" x 12")

20	Colored Pencil
22	Pastels
24	Pen & Ink (can include felt tip & color
26	Drawing – Choice of media (not listed above) with matte and or frame.
28	Cartoons, any media

21	Black & White Pencil
23	Charcoal
25	Mixed Media
27	Story Drawing, any media

**CLASS 3 – LEATHER**

36	Belts
38	Wristbands
40	Article two – other than listed above

37	Collars
39	Article one – other than listed
41	Article three – other than listed above

**CLASS 4 – DECORATIVE STITCHING**

45	Set of 2 Counted Cross Stich Items (8" x 10")
47	Counted Cross Stitch (8" x 10" or smaller) (actual design)
49	Crewel Stitched Item
51	Any other stitchery item (8" x 10" or smaller) (actual design)
53	Embroidery article (other than counted cross stitch (8" x 10" or smaller) (actual design)
55	Set of embroidery articles

46	Set of 2 Counted Cross Stitch Items larger than 8" x 22")
48	Counted Cross Stitch (larger than 8" x 10") (actual design)
50	Candle-wicked item
52	Any other stitchery item (larger than 8" x 10") (actual design)
54	Embroidery article (other than counted cross stitch) (larger than 8" x 10") (actual design)

Questions Contact [info@saukcountyfair.com](mailto:info@saukcountyfair.com) 608-356-8707\*\*\*\*DEADLINE MAY 11<sup>TH</sup> 11:59PM

**CLASS 5 – CERAMICS** (All sizes refer to the height of the exhibit)**Cultural Arts****Stained**

60	One Item – 6” or smaller
62	Set of Items – 6” or smaller
64	Pre-cleaned item, any size

61	One Item – 6” or larger
63	Set of Items -6” or larger
65	Set of pre-cleaned items, any size

**Dry Brushed**

70	One item - 6” or smaller
72	Set of Items – 6” or smaller
74	Pre-cleaned item, any size

71	One Item – 6” or larger
73	Set of Items -6” or larger
75	Set of pre-cleaned items, any size

**Glazed**

80	One item - 6” or smaller
82	Set of Items – 6” or smaller
84	Pre-cleaned item, any size

81	One Item – 6” or larger
83	Set of Items -6” or larger
85	Set of pre-cleaned items, any size

**Mother of Pearl, Gold, etc**

90	One item - 6” or smaller
92	Set of Items – any size

91	One Item – 6” or larger

**CLASS 6 – POTTERY** (Handmade -built to be formed & decorated by the exhibitor.)

95	Coil Pot
97	Stab Pot
99	Any other item

96	Pinch Pot
98	Thrown Pot

**CLASS 7 – LATCHHOOK**

105	One item 8 “x 22” or smaller
107	Set of items, any size

106	One Item larger than 8” x 10”

**CLASS 8 – STENCIL PAINTING**

115	One item - stenciled on paper
117	One item – stenciled on wood
119	Set of stenciled items (any media)

116	One item - stenciled on fabric
118	One item – that does not fit into above categories

**CLASS 9 – RECYCLED ART**

125	Ornaments (3)
127	Doll or Animal
129	Wastebasket

126	Creative use of old greeting cards (3)
128	Mobile
130	Another reasonable recycled art item

**CLASS 10 – JEWELRY**

135	Earrings
137	Any other jewelry – single piece, other than earrings and necklace

136	Necklace
138	Set of jewelry

**CLASS 11 – CANDLES**

145	Dipped candle - 6” or smaller in height
147	Poured candle - 6” or smaller in height
149	Rolled beeswax candle

146	Dipped Candle – larger than 6” or smaller
148	Poured Candle - larger than 6” or smaller
149	Any other candle that does not fit into above

**CLASS 12 – BASKETRY**

155	Spoked basket
157	Ribbed basket
159	Any other basket not listed above

156	Plated basket
158	Coiled basket

**CLASS 13 – QUILTS**

165	Full size quilt
167	Tied quilt FLEECE
169	Any other quilted item

**CLASS 14 – DECOUPAGE** (Mod-podge, envirotex, etc)

175	One item – 8" x 10" or smaller
177	Set of items

**CLASS 15 - WEAVING**

180	Hand woven rug
-----	----------------

**CLASS 16 – CALLIGRAPHY**

185	One item – 8" x 10" or smaller
187	Set of items

**CLASS 17 – TEXTILE PAINTING**

190	Liquid Embroidery – one item other than sweatshirt or t-shirt
-----	---

**CLASS 18 – MACRAME**

195	Plant hanger or wall decoration ready to hang
-----	---

**CLASS 19 – PLASTER OF PARIS ITEM** (not ceramics)

200	One item - 6" or smaller
202	Set of Items

**CLASS 20 – TIE DYING**

205	Tie dyed t-shirt or sweatshirt
-----	--------------------------------

**CLASS 21 – GLASSWORK**

210	Glass Etching
212	Stained glass item larger than 6"

**CLASS 22 – RUBBERSTAMPING**

215	A holiday card
217	Gift Box with attachment card
219	Set of items (at least 3 pieces)

**CLASS 23 – SCRAPBOOKING** (must contain at least 10 pages)

221	A scrapbook made from a special event (wedding, graduation, retirement, etc.
223	A scrapbook of your pet.
225	A scrapbook of a camp experience

**CLASS 24 – CLOWNING**

230	A colored sketch of a makeup design for a character from a play mime act or clown act and a photograph of themselves in the character makeup.
232	A poster or scrapbook showing your clowning experience.

**Cultural Arts**

166	Baby Quilt
168	Any quilt made by exhibitor (finishing not done by exhibitor)
170	Any other quilt (including quilted wall hanging, ready to hang

176	One item – 8" x 10" or larger
-----	-------------------------------

181	Other than hand-woven item
-----	----------------------------

186	One item – 8" x 10" or larger
-----	-------------------------------

191	Painted design on purchased sweatshirt or t-shirt
-----	---

196	Any other macrame item
-----	------------------------

201	One Item – 6" or larger
-----	-------------------------

206	One item other then t-shirt or sweatshirt
-----	---

211	Stained glass items 6" or smaller
213	Set of glass items

216	Gift bag with attachment card
218	One item stamped and decorated (colored etc)
220	A stamped item other than paper

222	A scrapbook of your 4-H year.
224	A scrapbook of a family vacation.
226	Any other scrapbook exhibit not listed

231	A puppet made by exhibitor for use in clowning. Attach card describing purpose and use.
233	Any other article related to clowning

**CLASS 25 – OTHER CRAFTS**

235	Dough art
237	Fabric covered book or picture frame
239	Homemade doll or animal
241	Model trucks, cars, vans, etc. kit permitted
243	Any items made from all natural materials (corn husks, pine cones, dried flower weeds, straw, willows, etc.)
245	Pine wood car or truck – kit permitted
247	Paper cutting
249	Stone paper weights, set of 2
251	Wire, string or yarn art – decorations or wall hanging
253	Plant craft article
255	Homemade Soap (2 bags)
257	Any other item not listed above

**Cultural Arts**

236	Bead or sequin art
238	Gift wrapped box 5" x 7"
240	Metal or tin punch item
242	Mosaics, seeds, glass, tiles, thread, or any other medium
244	Paper twist – any item made and decorated
246	Sand casting
248	Sculpture or carving (any medium)
250	Decorating painting (on something other than textiles- wood, tin, leather, etc)
252	Woodcraft article
254	Dream Catcher
256	Homemade hand lotion, lip balm, bubble bath, etc.
258	Needle felting article

**CLASS 26 – PERFORMING ARTS**

- If you participated in the performing arts festival held at or before the fair, enter this class in registration

265	Poster on music
267	Any other item relating to music
269	Write a story plot for your puppet
271	Create a picture story
273	Select an animal or human character. Design the face to represent 3 stages of that character's life.
275	A display on dance

266	Music Composition
268	Any puppet you created
270	Create a clown character
272	Make a mask for a character of your creation, any media
274	A poster on Dance 14" x 22" with hanger
276	Any other Performing Arts exhibit not listed

**CLASS 27 – MUSIC & DRAMA - PERFORMANCE ARTS**

- Performance arts entries are for registered exhibitors only. Only enter these exhibits if you participated in this festival.
- If you participated in the Performance Arts Festival held at or before the Fair, you must enter this class on your online entry form in order to get premiums on your presentation.

290	Vocal – Solo
292	Vocal – Large group (5 or more)
294	Instrumental – Small Group (4 or less) (piano, drums, flute, etc)
296	Dance Solo
298	Dance - Large Group (5 or more)
300	Interpretive Performance – Solo
302	Interpretive Performance – Large Group (5 or more)
304	Interpretive Reading – Group of 2 or more
306	Club Drama

291	Vocal – Small Group (4 or less)
293	Instrumental – Solo (piano, drums, flute, etc)
295	Instrumental – Large Group (5 or more) (piano, drums, flute, etc)
297	Dance - Small Group (4 or less)
299	Club Musical Mini drama
301	Interpretive Performance – Small Group (4 or less)
303	Interpretive Reading – Solo
305	Mini-Drama
307	Original Story/ Selection – Individuals only

See Dept. 31 for Demonstrations.

**CLASS 29 – WRITTEN** (Judged at the fair)

310	Single Poem
312	One Act (of a) Play, written by individual
314	One Chapter of a Book
316	One Act (of a) play, group written. Max of 6 people

311	Short Story
313	Collection of up to 12 poems
315	Any other writing of similar length

**DEPARTMENT 20-PHOTOGRAPHY**  
**Superintendent Katie Cook**

\*\*\*\*\*

**Judging Fair Monday, 1:30pm to 6:30pm; Premiums 1<sup>st</sup>, \$3.00; 2<sup>nd</sup> \$2.75; 3<sup>rd</sup>, \$2.50; 4<sup>th</sup>, \$2.25**

**Rules & Requirements:**

- All photos must be ready to be hung, with a hanger, of some sort.

**Preparation of Exhibits and Rules**

**Read & Follow the Rules Remember:**

1. No exhibitor may make more than one entry in any prize/lot number
2. No exhibitor may enter both open and junior class.
3. All pictures and slides must be made during the 12 months since the start of the last fair.
4. Exhibits with images of the exhibitor in the picture will be disqualified and removed, unless entered into the "Picture of self-class"
5. Each photo may be entered only once. Duplicate entries will be disqualified and removed.
6. Judging: photographs will be judged on the basis of technical quality, composition, and storytelling ability.

**Choose Photos and prepare**

7. Use sturdy cardboard, tag board or foam core, cut to or 14" x 11" for 4 or fewer pictures, and 14" x 22" for 5 or more pictures as stated.
8. Use double-stick tape or rubber cement to mount pictures. No photo corners.
  - a. **NOTE:** it is suggested that pictures be mounted with double stick tape.
9. Each picture should not be any larger than 4" x 6" except if the directions are marked differently.
10. Cropping is accepted and encouraged.
11. Recommendation: **Don't use date stamped photos**
12. Exhibits of **5 or more pictures** must be mounted on sturdy cardboard, tagboard, or foam core that is 14" x 22"
13. Exhibits of **4 or fewer pictures** must be mounted on sturdy cardboard, tagboard, or foam core that is 14" x 11"
14. All single enlargements should be mounted or matted, on any size background material, or placed in a frame.  
 Captions on pictures are encouraged for each picture, **Write title as simple as possible.**

Before you bring your photos to the fair:

15. **Display Camera Used,** exhibit must **display on the lower right-hand corner side** of the front of the exhibit the type of camera, tablet, phone used. (ie: 35mm, Samsung galaxy6, ipad, etc.) the make, (ie: Olympus, Canon) and the model (ie: Easyshare, ZD86, Rebel, etc)
16. **Attach entry tag on the upper left-hand front corner** of the exhibit.
17. **Ready to Hang: Make sure your exhibit is ready to hang. With hanger, photo clips, string etc.**
18. Place slide exhibits in reusable (metal or string) envelope. Do not mount. Slides will be viewed and judged with a slide projector. Initial and number each individual slide.

**All entries not complying with rules will receive a pink ribbon.**

**The picture will be disqualified and removed for rules 13 & 14.**

\*\*\*\*\*

**Ideas for photos:** vacation or special event, sports or action, people involved in youth groups, people, candid not posed people, pictures of silhouettes, reflections, or shadows, buildings, barns, tell a story, flowers, agricultural scenes, sunrise/sunset, animals.

**CLASS 1 – BLACK AND WHITE OR SEPIA**

- **All ages & Levels**

1	Four pictures on any subject - Black & White or Sepia
2	Five pictures on the same subject – Black & White or Sepia
3	Four pictures of different subjects - one each of buildings, people, animals or birds and landscape - Black & White or Sepia.
4	Four pictures showing Sauk County tourism attractions - Black & White or Sepia
5	Four pictures showing 4 different youth group activities - Black & White or Sepia
6	Four pictures of a special occasion. - Black & White or Sepia
7	Four pictures of the Sauk County Fair. - Black & White or Sepia
8	One picture of My Best Friend (can be animal or person). - Black & White or Sepia
9	My Best Picture (one photo). - Black & White or Sepia
10	Any other photo techniques (including panoramic, digital enhancement, etc.). - Black & White or Sepia
11	One photo collection of inanimate objects arranged by photographer - Black & White or Sepia
12	Four flash portraits showing fill - in flash and/or bounce flash. - Black & White or Sepia

Questions Contact [info@saukcountyfair.com](mailto:info@saukcountyfair.com) 608-356-8707\*\*\*\*DEADLINE MAY 11<sup>TH</sup> 11:59PM

13	Four pictures taken with existing light indoors. - Black & White or Sepia	<b>Photography</b>
14	Four pictures showing creative use of lens filter(s). - Black & White or Sepia	
15	Four Stop Action photos. - Black & White or Sepia	
16	Four pictures showing special effects or double exposure techniques - Black & White or Sepia	
17	Four close-up or macro photographs - Black & White or Sepia	
18	Four close-up or macro photographs - Black & White or Sepia	

**Enlargements Black & White or Sepia**

19	One 8"x10" enlargement of Sauk County tourism - Black & White or Sepia
20	One 8" x 10" enlargement of youth group activity - Black & White or Sepia
21	One 8" x 10" enlargement of a posed picture - Black & White or Sepia
22	One 8" x 10" enlargement of a landscape - Black & White or Sepia
23	One "5x7" enlargement of any subject - Black & White or Sepia

**CLASS 2 – COLOR**

1	Four pictures on any subject - Color
2	Five pictures on the same subject – Color
3	Four pictures of different subjects - one each of buildings, people, animals or birds and landscape - Color.
4	Four pictures showing Sauk County tourism attractions - Color
5	Four pictures showing 4 different youth group activities - Color
6	Four pictures of a special occasion. - Color
7	Four pictures of the Sauk County Fair. - Color
8	One picture of My Best Friend (can be animal or person). - Color
9	My Best Picture (one photo). - Color
10	Any other photo techniques (including panoramic, digital enhancement, etc.). Color
11	One photo collection of inanimate objects arranged by photographer - Color
12	Four flash portraits showing fill - in flash and/or bounce flash. - Color
13	Four pictures taken with existing light indoors. - Color
14	Four pictures showing creative use of lens filter(s). - Color
15	Four Stop Action photos. - Color
16	Four pictures showing special effects or double exposure techniques - Color
17	Four close-up or macro photographs - Color
18	Four close-up or macro photographs - Color
19	Four pictures – using line design, texture or pattern
20	Four pictures – sunrise/sunset
21	Four pictures – Experimental photography (night exposure, double exposure, etc)
22	Four pictures of self, taken with or without timer (if timer was used write "timer" in lower right-hand corner of individual photo
23	Four pictures – Creative collage (photos only. 4-8 images, may vary in size and shape
24	Instagram format mounted attractively (six pictures)

**Enlargements Color**

25	One 8"x10" enlargement of Sauk County tourism - Color
26	One 8" x 10" enlargement of youth group activity - Color
27	Any subject (5"x7") –Color
28	Same theme (one 5"x7" and two smaller pictures)- Color
29	Picture of self, taken with or without timer (if timer was used write "timer" on lower right corner) (5"x7") –Color
30	Any subject (8"x10") –Color
31	Posed portrait (8"x10") – Color
32	Best picture, any subject (8"x10")
33	Landscape (manmade allowed) (8"x10")
34	Still life (three-to-five inanimate, nonliving objects arranged by photographer) (5"x7")

**Photo Editing All Ages & Levels**

35	Photo editing: two prints no larger than 4" x 6", any subject one before (original print) and one after (edited print)
36	One video produced by exhibitor on any topic. Max 2 min. State production techniques. <b>Must be flash drive</b>
37	Grades 9+, Career Portfolio of exhibitor's photo career. 12 photos of any size, subject. In 3 ring binder, page protectors, one photo per page. Include year photo taken.
1	Self-determined photography exhibit

Questions Contact [info@saukcountyfair.com](mailto:info@saukcountyfair.com) 608-356-8707\*\*\*\*DEADLINE MAY 11<sup>TH</sup> 11:59PM

**DEPARTMENT 21-COMPUTERS  
Superintendent**

\*\*\*\*\*

**Judging Fair Monday, 1:30pm to 6:30pm; Premiums 1<sup>st</sup>, \$3.00; 2<sup>nd</sup> \$2.75; 3<sup>rd</sup>, \$2.50; 4<sup>th</sup>, \$2.25**

**Rules & Requirements:**

- All posters must be 14" x 22" and have a hanger attached.
- No exhibitor may make more than one entry in any prize/lot number.

**CLASS 1 - INFORMATION**

1	Poster, History of Computers	2	Poster, Computers in Our Lives
3	Poster, Computers on the Job	4	Poster/Display, Showing Parts of Computers and what they are & function
5	Poster/Display, Computer Software, Describe the function or use	6	Poster, establish a network and diagram and how it flows
7	Poster/display, showing different programming languages commonly used to create computer software	8	Online Safety Guide
9	Poster/ Display, Internet Safety	10	Poster, Types of social media, purpose, & concerns/safety
11	Poster, Social Media Safety	12	Any other project related

**CLASS 2 – CREATED USING COMPUTERS SOFTWARE**

- On a note card, explain what and why you did it, what software you used and how long it took to do it.

1	Computer Generated-Letter	2	Computer Generated-Greeting Cards (Series of 3 to 4 cards)
3	Computer Generated-Birthday Card or Sign	4	Computer Generated-Storybook
5	Computer Generated-Scrapbook	6	Computer Generated-Business card or logo – design and create
7	Computer Generated-Photo Collage	8	Computer Generated-Photography black & white or color
9	Computer Manipulated Photo- black & white or color	10	Graphic Illustration (Non photographic)
11	Animation	12	Magazine or Newspaper Article by exhibitor
13	Presentation (Handout)	14	T-Shirt Design (on a t-shirt) – using a design software program
15	Computer generated CAD design (Computer-Aided Design)	16	Geographic Information System (GIS) map
17	Any other related project		

**CLASS 3 – INTERACTIVE**

- Must provide a USB drive, computer or website where exhibit can be viewed or accessed by the judge.
- Must provide a document (8 ½ "x 11") explaining exhibit, software used, software required to view exhibit, how to access it and how many minutes your exhibit is.
- Your exhibit must be in a format that can be opened by a judge.
- The judge will only be able to look at the first 5 minutes of your exhibit due to time constraints.

1	Computer slideshow presentation	2	Video
3	Presentation of your choice	4	Website
5	Game	6	Story
7	Database	8	Spreadsheet
9	Any Other interactive project		

**DEPARTMENT 22-WOODWORKING**  
**Superintendent Frank Cook**

\*\*\*\*\*

**Judging Fair Monday, 1:30pm to 6:30pm; Premiums 1<sup>st</sup>, \$3.00; 2<sup>nd</sup>, \$2.75; 3<sup>rd</sup>, \$2.50; 4<sup>th</sup>, \$2.25**

**Rules & Requirements:**

- Items made as joint effort in class are not eligible for exhibit, items made individually are allowed.
- Articles may be painted, varnished or stained. Exhibitors are encouraged to apply the desired finish to the exhibit.
- All woodworking exhibits must be the result of the Exhibitor's work since the last day of the previous years fair.
- If articles are made to be hung, please attach a hanger so that we can display them or you will be lowered one placing.
- No exhibitor may make more than one entry in any lot/prize number.

**CLASS 1 – WOODWORKING**

1	Useful article for use in farm or home workshop
2	An article for use outdoors
3	An article for use in storage.
4	An article for use in kitchen or living room.
5	An article for use in the home
6	A toy or homemade game
7	An article made in Industrial Arts, Vocational Ag class, or shop as part of class work and for a class grade or extra credit.
8	Useful article made from a kit. An article of creative design from wood or wood and other materials
9	Useful article made from a kit
10	Refinished or repaired article.
11	Useful article for furniture or cabinet making
12	Useful article for use in some building rather than the home.
13	Useful article of farm carpentry.
14	Any other article that does not fit above

**DEPARTMENT 23-ELECTRICITY**

**Superintendent Frank Cook**

\*\*\*\*\*

**Judging Fair Monday, 1:30pm to 6:30pm; Premiums 1<sup>st</sup>.,\$3.00; 2<sup>nd</sup> , \$2.75; 3<sup>rd</sup> , \$2.50; 4<sup>th</sup> , \$2.25**

**Rules & Requirements:**

- All posters should be 14" x 11" and ready to hang
- No exhibitor may make more than one entry in any lot/prize number.

**CLASS 1 – ELEMENTARY AGE - GRADES 3-5**

1	Working switch
3	Electric
5	Poster – Identifying conductors, chart, showing test results (11" x 14") and ready to hang.
7	Poster - Testing Magnetic Attraction Chart (11" x 14") and ready to hang
9	Poster displaying electrical safety

2	Galvanometer
4	Other electrical activity
6	Poster - Series and Parallel Circuits Chart (11" x 14") and ready to hang
8	Poster – Electromagnet, including chart (11" x 14") and ready to hang
10	Any other poster relating to your project

**CLASS 2 – MIDDLE SCHOOL & HIGH SCHOOL AGE – GRADES 6-9+**

1	Working switch
3	Electric
5	Simple 3-way Switch
7	Poster – Identifying Conductors Chart (11" x 14") and ready to hang
9	Poster – Testing Magnetic Attraction Chart (11" x 14") and ready to hang
11	Poster – Displaying electrical safety
13	Poster – Insulator-Conductor Chart (11" x 14") and ready to hang
15	Poster – Parallel Circuit and Voltages (11" x 14") and ready to hang
17	Poster – Solder Connections and Comparisons Chart (11" x 14") and ready to hang

2	Galvanometer
4	Momentary Switch
6	Other Electrical Activity
8	Poster – Series and Parallel Circuits Chart (11" x 14") and ready to hang
10	Poster – Electromagnet, including Chart (11" x 14") and ready to hang
12	Poster – Volt Ohm Chart (11" x 14") and ready to hang
14	Poster – Series Circuit and Voltages (11" x 14") and ready to hang
16	Poster – Circuits and Voltages Chart (11" x 14") and ready to hang
18	Any other poster relating to electricity.

**CLASS 3 – ALL GRADES**

1	Basic Electric Tool Kit, at least 3 items
3	Electrical Usage in Home Chart
5	Types and Sizes of Wires Chart (11" x 14") and ready to hang
7	Light Bulb Survey Chart (11" x 14") and ready to hang
9	Appliance Operating Costs Chart at least 6 appliances (11" x 14") and ready to hang
11	Neon Circuit Tester Parts Diagram (11" x 14") and ready to hang
13	Poster -Volt, Amp, and Watt Usage in two rooms (11" x 14") and ready to hang
15	Electronic Parts display of at least 6 parts (11" x 14") and ready to hang
17	Circuit Display with Transistor
19	Flashing LED Circuit Display
21	Simple Light Meter
23	Amplifier
25	A display relating to your electricity

2	Interview Electrical Inspector Chart (11" x 14") and ready to hang
4	Breaker Controls in Home Chart (11" x 14") and ready to hang
6	Types of Light Bulbs Display (24" x 24' max size)
8	Appliance Nameplates Chart (11" x 14") and ready to hang. Of at least 6 appliances.
10	Identifying Receptacles Chart (11" x 14") and ready to hang
12	Floor Plan Poster of electrical layout of home, one poster per floor. (11" x 14") and ready to hang
14	Other electrical activity (trouble light, extension cord, wired switch, etc)
16	Circuit Display with Diode
18	Simple LED Circuit Display
20	Photocell Burglar Alarm
22	SCR Intruder Alarm
24	Poster relating to your project (11" x 14") and ready to hang
26	Poster displaying electrical safety (11" x 14") and ready to hang

Questions Contact [info@saukcountyfair.com](mailto:info@saukcountyfair.com) 608-356-8707\*\*\*\*DEADLINE MAY 11<sup>TH</sup> 11:59PM

**DEPARTMENT 24-MECHANICAL SCIENCES**

**Superintendent Franklin Cook**

**Tractors, Small Engines, Bicycle Safety, Aerospace, Lego Type Blocks & K'Nex, Models, Robotics, and Geospace**

\*\*\*\*\*

**Judging Fair Monday, 1:30pm to 6:30pm; Premiums 1<sup>st</sup>, \$3.00; 2<sup>nd</sup> \$2.75; 3<sup>rd</sup>, \$2.50; 4<sup>th</sup>, \$2.25**

**Rules & Requirements:**

**Scratch Built, Custom Built, Kit-Bashed using Lego type blocks or similar or K'Nex exhibits (no kits)**

- Scratch built is an exhibit made by exhibitor's original design, or buying or making individual parts and building a scale model or from a second market kit missing pieces/instructions.
- Scratch built - Custom built - starting with a kit or a model and completely changing or modifying its appearance.
- Scratch built - Kit-bashed - taking two or more kits and combing them into one scale model.
- Exhibitors are encouraged to display all exhibits during fair week, exhibitors may use display cases sized to their display for security.
- Exhibit must be in box or pan to enable moving, it should be proportional to the project for ease in handling and displaying.
- **Exhibitor should provide a 3" x 5" card describing the exhibit.**

**Posters**

- All posters should be 14"x22" and ready to hang.
- Entry tags must be placed on the lower right-hand corner of the poster.

**Kit Built Exhibits**

- Kit built is an exhibit made by kit instructions.
- Kit built exhibits must include the model instructions for judging.
- Exhibitors are judged on the ability to follow the instructions that were provided with the kit.
- Exhibitors are encouraged to display all exhibits during fair week, exhibitors may use display cases sized to their display for security.
- Project must be in box or pan to enable moving, it should be proportional to the project for ease in handling and displaying.

**Maintenance or Repairs**

- Exhibitors are limited to two (2) entries in the Maintenance and Repairs class.
- All exhibits must have a statement attached as to the work done and method used.

**Welding**

- All entries must have a statement describing the application used. Example tig, oxyacetylene, mig wire, or arc welding.

**Robotics and Scale Models**

- All robotics and scale models that are built using a kit must include the instructions for the kit used.
- Exhibit must be in box or pan to enable moving, it should be proportional to the project for ease in handling and displaying.
- All motorized entries must include a 3" x 5" card stating how to operate the item.

**Dioramas**

- The largest scale to be used is 1:12 scale (1" equals 1 foot)
- First year modelers can build a Snap-Tite Kit
- **Dioramas will be limited in size to 4' x 4'**
- **Exhibitor is limited to no more than 2 entries in Dioramas Class**
- Exhibit must be able to be moved.
- **Exhibitor should provide a description no smaller than on a 3" x 5" card describing the exhibit.**
- **Including:**

- Diorama Title
- Difficulties in building
- Any help in building
- Amount of time to build
- Specify any modifications or customized pieces and whether they were purchased or customized by exhibitor
- Explain the activity in your diorama
- Manufacturer if kit, type of paint used, finishing procedures,

- **Definitions: A. Scratch built - buying or making individual parts and building a scale model B. Custom built - starting with a kit or a model and completely changing or modifying its appearance C. Kit - bashed - taking two or more kits and combining them into one scale model**

**Motorized items must include batteries and a support box with manual No**

**Before you bring your exhibit to the fair.**

**\*Posters must be ready to hang with entry tag on lower right-hand corner of poster.**

**\*Exhibit 3" x 5" card attached to scratch built, custom built or kit-bashed**

**CLASS 1 – TRACTOR MAINTENANCE**

1	Poster explaining tractor or machinery safety.	2	Display board showing different kinds of nuts, bolts, screws, rivets, and other fasteners used on farm machinery, properly labeled.
3	Periodic lubrication and maintenance chart.	4	Display panel of damaged parts caused by poor tractor maintenance, collected by member, with explanation of cause and how it could be prevented
5	Exhibit Display or chart on tractor lubrication. Display might include type of lubricants, how to lubricate properly, and what lubricant to use in a specific location & how often needs done.	6	Chart or poster with information on proper tractor care and adjustments as they relate to good tractor operation.
7	Display tractor records and operating costs	8	Any other exhibit not listed above

**CLASS 2 – AUTOMOTIVE**

9	Automotive safety poster (11" x 14") and ready to hang
11	Display of six (6) or more worn automotive parts properly identified (statement must be attached for each part indicating how it might have lasted longer if properly cared for
13	Any other exhibit not listed above

**CLASS 3 – SMALL ENGINES**

15	Panel exhibit of small engine parts with identification of parts
17	Poster describing how to properly dispose of discarded oil (11" x 14") and ready to hang
19	Panel showing worn or faulty engine parts with a statement as to cause and prevention.
21	Any other display relating to small engines

**CLASS 4 – BICYCLE SAFETY**

35	Poster showing six (6) or more road signs (11" x 14") and ready to hang
37	A display relating to your project
39	Display of broken bicycle parts with explanations
41	Any other exhibit not listed above.

**CLASS 5 – AEROSPACE – MODEL ROCKETRY**

42	A straw rocket (beginners only)
44	Map made for use by a pilot
46	Flight Simulator
48	Controllable glider
50	Exhibit or rocket built by member (indicate if kit was used, not made to fly.
52	Poster of basic parts of a rocket with their functions. (11" x 14") and ready to hang
54	Experiment in the Aerospace Project
56	Plastic airplane kit

**CLASS 5 – SCALE MODELS (OTHER THAN LEGOS OR K'NEX)**

55	Model railroad item
57	Model car
59	Model motorcycle
61	Any other type of model
63	Agricultural item

**CLASS 6 – MAINTENANCE OR REPAIRS**

64	Repaired, refinished or constructed article for use in the workshop.
65	Repaired, refinished or constructed article for sport or recreational purpose
66	Repaired, refinished or constructed article for use in the home.
67	Repaired, refinished or constructed article for use out-of-doors.
68	Repaired, refinished or constructed article for use in another project.

**Mechanical Science**

10	Automotive safety poster (11" x 14") and ready to hang
12	Exhibit on some system of the care such as electrical, cooling transmission, etc Exhibit must be diagramed, pictorial report or mechanical display

16	Small engine safety poster 11" x 14") and ready to hang
18	Panel exhibit showing diagram of: Ignition system OR Fuel System OR Lubrication system (actual parts may be used)
20	Any other poster relating to small engines.

36	Poster relating to your project. (11" x 14") and ready to hang
38	Poster on types of bicycles
40	Chart diagramming parts of a bicycle. (11" x 14") and ready to hang

43	Gnome rocket (beginners only)
45	Parts of an airplane displayed and labeled
47	Feather wing glider
49	Model Rocket made by exhibitor
51	Exhibit or rocket built by member (indicate if kit was used , made to fly. Explain on 3"x 5" card the finishing involved, launching system and tracing from one or more flights.
53	Any other exhibit relating to model rocketry
55	Model glider from kit

56	Model truck
58	Model ship or boat
60	Model military item
62	Model airplane ( made to fly or not to fly)

**CLASS 7 – WELDING****Mechanical Science**

69	Poster showing the different types of welding (11" x 14") and ready to hang,
70	Poster showing the different equipment used for welding. (11" x 14") and ready to hang
71	Repaired item, by exhibitor
72	A display of 3 welds. T-joint, butt weld and lap weld, using oxyacetylene, arc and wire welder. Joints may be no more than 3" long. Maximum display 16" x 24"
73	Manufactured item made by exhibitor
74	Any other welding exhibit

**CLASS 8 – LEGOS AND LEGO TYPE BLOCKS, & K'NEX****Scratch built, Custom Built, Kit-Bashed (remember to include 3" x 5" card description)**

100	Lego or Lego type blocks – Animal or person
101	Lego or Lego type blocks – Building
102	Lego or Lego type blocks – Ground transportation vehicle (car, truck, bus, etc)
103	Lego or Lego type blocks -Article made with moveable parts
104	Lego or Lego type blocks – Any other article
105	Lego or Lego type blocks – Bionicle Scratch
106	Lego or Lego type blocks – Diorama, no larger than 30" x 16"
107	Lego or Lego type blocks – Aquatic item
108	Lego or Lego type blocks – Aircraft item.
109	Lego or Lego type blocks - Reused item or item purchased without manual
110	Lego or Lego type blocks – Any other display made from Legos

**Kit Built – INCLUDE INSTRUCTIONS**

111	Lego or Lego type blocks – Animal or person
112	Lego or Lego type blocks – Building
113	Lego or Lego type blocks – Ground transportation vehicle (car, truck, bus, etc)
114	Lego or Lego type blocks -Article made with moveable parts
115	Lego or Lego type blocks – Any other article
116	Lego or Lego type blocks – Bionicle Scratch
117	Lego or Lego type blocks – Diorama, no larger than 30" x 16"
118	Lego or Lego type blocks – Aquatic item
119	Lego or Lego type blocks – Aircraft item.
120	Lego or Lego type blocks - Reused item or item purchased without manual
121	Lego or Lego type blocks – Any other display made from Legos

**K'Nex Scratch Built -INCLUDE INSTRUCTIONS**

122	K'Nex– Animal or person
123	K'Nex – Building
124	K'Nex – Ground transportation vehicle (car, truck, bus, etc)
125	K'Nex -Article made with moveable parts
126	K'Nex – Any other article
127	K'Nex – Bionicle Scratch
128	K'Nex – Diorama, no larger than 30" x 16"
129	K'Nex – Aquatic item
130	K'Nex – Aircraft item.
131	K'Nex - Reused item or item purchased without manual
132	K'Nex – Any other display made from K'Nex

**K'Nex Kit Built****Mechanical Science**

133	K'Nex– Animal or person
134	K'Nex – Building
135	K'Nex – Ground transportation vehicle (car, truck, bus, etc)
136	K'Nex -Article made with moveable parts
137	K'Nex – Any other article
138	K'Nex – Bionicle Scratch
139	K'Nex – Diorama, no larger than 30" x 16"
140	K'Nex – Aquatic item
141	K'Nex – Aircraft item.
142	K'Nex - Reused item or item purchased without manual

**CLASS 7 – DIORAMAS AND SCALE MODELS****Scratch built, custom built or kit-bashed (combining 2 or more kits into one model)****Include a 3" x 5" card describing the exhibit.**

143	Diorama Military items, scratch built or kit bashed (combining tanks, trucks personal vehicles, cannons.
144	Diorama Aquatic items, scratch built, custom built, kit bashed. Ships, submarines, boats, etc.
145	Diorama Highway transportation items, scratch built, custom built or kit bashed. Semis, trucks, car, motorcycles etc.
146	Diorama Railroad Items, scratch built, custom built, kit bashed. Engines, railcars, equipment.
147	Diorama Agricultural items, scratch built, custom built, kit bashed. Tractors, equipment.
148	Diorama Non-Military Aircraft scratch built, custom built, kit bashed.
149	Diorama Miniature dwelling (s) (doll houses, etc) and/or furnishings, scratch built, custom built or kit bashed.
150	Diorama Scale Model – reused item or item purchased without manual
151	Diorama of Miniature dwelling (s) or room.
152	Diorama of a farm scene

**Kit Built - INCLUDE INSTRUCTIONS, include a 3" x 5" card describing the exhibit.**

153	Diorama Military items, kit built (combining tanks, trucks personal vehicles, cannons.
154	Diorama Aquatic items, kit built Ships, submarines, boats, etc.
155	Diorama Highway transportation items, kit built. Semis, trucks, car, motorcycles etc.
156	Diorama Railroad Items, kit built. Engines, railcars, equipment.
157	Diorama Agricultural items, kit built. Tractors, equipment.
158	Diorama Non-Military Aircraft kit built.
159	Diorama Miniature dwelling (s) (doll houses, etc) and/or furnishings, kit built.
160	Diorama of a farm scene kit built

**CLASS 8 – ROBOTICS EXPLORER (3" x 5" card describing)**

120	Basic Lego tank bot you designed and built (3" x 5" card describing)
121	Drivable robot designed and built by exhibitor (3" x 5" card describing)
122	Drivable robot drives forward & backwards with remote. (3" x 5" card describing)
123	Drivable robot drives forward & backwards autonomously. (3" x 5" card describing)
124	Drivable robot that navigates a maze (3" x 5" card describing)
125	Robot (drivable or stationary) that uses sensors to operate (touch, light, potentiometer, etc.
126	Stationary robot machine that completes a task (elevator, vending machine, conveyer, etc.
127	Robot Exhibit made at school, 4-H event, FFA event or other youth organization
128	Any other exhibit related to robotics

**CLASS 9 – GEOSPATIAL EXHIBITS**

120	Poster on types of geographical tool, (11" x 14") and ready to hang	121	Poster on uses of geographical tools. (11" x 14") and ready to hang
122	Any other display that relates to geospatial project		

**CLASS 10- SELF DETERMINED MECHANICAL SCIENCE EXHIBIT**

130	Any display relating to Mechanical Science	131	Poster relating to Mechanical Science (11" x 14") and ready to hang
-----	--	-----	---

**DEPARTMENT 25-FOOD & NUTRITION  
Superintendents Barb Schachern**

\*\*\*\*\*

**Judging Fair Monday, 1:30pm to 6:30pm; Premiums 1<sup>st</sup>, \$3.00; 2<sup>nd</sup> \$2.75; 3<sup>rd</sup>, \$2.50; 4<sup>th</sup>, \$2.25**

**Rules & Requirements:**

- Exhibitors, with their adult/guardian, can determine which class they fit into.
- Exhibitors may **ONLY ENTER ONE CLASS**
- Exhibitors will be judged based on the Class and the expectations of that class.
- No exhibitor may make more than one entry in any lot/prize number.

**Recipes**

- **All foods must be made by the exhibitor from scratch, not a box, unless wherever noted.**
- **Recipes must be written on a 3" x 5" index card and accompany the food items.**
- State the complete recipe including procedure.
- **Recipes on the above card MUST accompany** all entries unless otherwise noted.
- Food exhibits should be brought on a plate/etc to display.
- All entries not accompanied by a recipe will receive a pink ribbon.

**Exhibits at the Fair**

- Food items will be exhibited as long as possible during the week of the fair. Dishes can be picked up at the fair Sunday at 4pm.
- All food exhibits become the property of the Sauk County Fair and food will be disposed of by the superintendents.

**Foods Revue:**

- Prepare only one food product listed in your menu.
- The menu and recipe must be on a separate card or exhibit will be lowered one placing.

**Foods:**

- All food products must be attractively displayed on plates and bowls, bring your plate or bowl.
- All posters must be 14" x 11" ready to hang.

**CLASS 1 – BEGINNERS – (IF YOU ENTER THIS CLASS, YOU MAY NOT ENTER CLASSES 2 OR 3.**

**Snacks and Desserts**

1	Snack time, choose a healthy snack that you can make (1 serving)	2	Individual fruit display/plate
3	No bake bars – 3" corner square	4	3-inch corner of bar
5	Plain cake made from mix 3" corner unfrosted	6	Any dessert, one serving
7	Homemade ice cream, sherbet, frozen yogurt, or custard, 1 serving		

**Cookies, Bars and Muffins**

8	Gluten free cookies, 2 cookies	9	Plate of three cookies, not frosted
10	Plate of three muffins		

**Other**

11	Personal Italian, make your favorite personal pizza or calzone	12	Any international side dish, 1 serving
13	1 portion veg entrée – not salad	14	Food prepared in a microwave, recipe needed
15	Item using Sauk County product	16	Item using honey
17	Recipe collection with at least 10 recipes	18	Educational poster on Food & Nutrition (14" x 11" ready to hang)
19	Healthy Breakfast, all parts of pyramid	20	Food display for snack or light lunch
21	Food display for a child's party	22	Project display of unit pricing comparison (3 different brands of same food product)
23	Menu Cover	24	Foods Revue Event Meal Binder

**CLASS 2- INTERMEDIATE – (IF YOU ENTER THIS CLASS, YOU MAY NOT ENTER CLASSES 1 OR 3.**

**Snacks, Cookies and Desserts**

1	Any homemade cake not from a box, 1 serving	2	Any dessert, 1 serving
3	Baked drop cookies -2 (chocolate chip, oatmeal, etc)	4	Movie time snack, 1-serving
5	Gluten free cookies – 2	6	Dessert with fruit as the main ingredient, 1 serving
7	Rolled Cookies -2	8	Holiday Cookies – 2

Questions Contact [info@saukcountyfair.com](mailto:info@saukcountyfair.com) 608-356-8707\*\*\*\*DEADLINE MAY 11<sup>TH</sup> 11:59PM

9	Brownies – 2 brownies 3” square
---	---------------------------------

**Baked Goods**

10	Plate of 3 biscuits
12	Half loaf of a quick bread
14	Plate of 3 breakfast pastries

11	Plate of 3 muffins
13	Plate of 3 yeast rolls
15	Any homemade yeast product, ½ to 1 loaf

**Meals and Sides**

16	1 portion of casserole, not from a box
18	International Entrée (be prepared to talk about background, products and procedures of entrée (1 serving)
20	Homemade smoked, cured, pickled or dried product, 1 serving
22	Food prepared in a microwave- recipe

17	1 portion of a pasta bake casserole, lasagna, baked rigatoni, etc. not from a box
19	Marinated meat dish, 1 serving
21	Scratch broth soup, 1 cup
23	Any other entrée not listed

**Other**

24	Homemade salad dressing, ½ cup
26	Any item using Sauk County product, 1 serving
28	Alter a recipe to make healthier, must include original recipe, altered recipe and the reason for the changes
30	Poster on nutritional education or careers in the food industry

25	Nutritional drink for summer, 1 serving
27	Any item made using honey
29	Recipe collection, one category, with at least 10 recipes.

**Food Revue Intermediate**

31	Healthy lunch or supper (not formal) using MY Plate guide
33	Exhibit display of comparison of 2 food items one – item from scratch one item commercial.
35	Display of food science experiment.
37	Food Display of special diet menu for one day – diet with a reason (diabetic, weight loss, weight gain, low fat, etc.

32	Food display of appetizers – 3 different kinds
34	Display on food safety
36	Complete table setting, at least 4 placings, for informal family lunch, menu required, but no food sample required with creative centerpiece
38	Foods Revue Event Meal Binder

**Creative Menu**

- Including a place setting for one
- Including creative food aspect of the menu to be tasted for the display
- Including a brief description of why you picked the menu
- Including 2 appetizers, 2 soups, 2 salads, 6 entrees, and 2 desserts
- Include 3 recipes used in your menu
- Include a brief narrative, pictures or display on what your restaurant would look like.

39	Design a menu for a pretend restaurant
----	--

**CLASS 3- ADVANCED – (IF YOU ENTER THIS CLASS, YOU MAY NOT ENTER CLASSES 1 OR 2).**

**Snacks, Cookies, and Desserts**

1	Homemade candies, minimum of 3
3	Homemade pie, single crust, no canned filling, whole pie
5	Cheesecake, no crust, no toppings, 1 serving
7	Homemade cake, 1 serving
9	Angel food cake – ¼ cake, unfrosted
11	Flourless chocolate cake, 1 serving
13	Rolled cookies -2
15	Baked drop cookies -2 (chocolate chip, oatmeal, etc)
17	Filled cookies - unfrosted

2	Homemade pie, double crust, no canned filling, whole pie.
4	Custard tart or pie, 1 serving
6	Any layered cake not from a box, 1 serving made with scratch frosting
8	Jelly roll cake, 3” slice including end of regular loaf
10	Sponge cake – ¼ cake, unfrosted
12	Dessert with fruit as the main ingredient, 1 serving
14	Brownie 3” square
16	Gluten free cookies – 2
18	Holiday cookie – 2

19	Bar – 3” square corner
----	------------------------

**Baked Goods**

21	Half loaf of homemade bread, quick or yeast
23	Bread sticks or dinner rolls – 2
25	Yeast bread (wheat) 3” slice including end of regular loaf
27	Yeast cinnamon rolls -2

**Meals and Sides**

28	1 portion of a quiche
30	Cream soup, homemade, one cup or one serving
32	Homemade stew, 1 serving
34	Any homemade appetizer, 1 serving
36	Any international side dish (be prepared to talk about background, products and procedures of entrée), 1 serving
38	Entrée salad w dressing, 1 serving
40	Braised meat item, 1 serving
42	Any side dish, 1 serving
44	Any dessert, 1 serving

**Other**

46	Any food prepared in a microwave with recipe
48	Nutritional drink for summer, 1 serving
50	Any item made using honey
52	Recipe collection, one category, with at least 10 recipes.
54	Poster on nutritional education or careers in the food industry (11” x 14” ready to hang)

**FOOD REVUE – Advanced**

**Creative Menu should include –**

\*place setting for one (or as stated), \*one food aspect of the menu for tasting (unless says no), \*include brief description of why you picked the menu, \*minimum of 3 courses (soup, entrée, dessert)

20	Low calorie dessert – 1 serving, include nutrition
----	--

22	Half loaf of yeast bread
24	Yeast bread (white) 3” slice including end of regular loaf
26	Sour dough bread 3” slice including end of regular loaf

29	Homemade chili, 1 pint
31	Homemade pasta, 1 serving
33	Any homemade food item, 1 serving
35	Any homemade entrée including protein, starch and vegetables in appropriate dietary ratios, 1 serving
37	Any soup, 1 cup
39	Homemade 1 serving of marinade, sauce, relish or chutney
41	Any international food item (be prepared to talk about background, products and procedures of entrée (1 serving)
43	Any grilled item, 1 serving
45	Any entrée, 1 serving

47	Homemade salad dressing, ½ cup
49	Any item using Sauk County produce, 1 serving
51	Alter a recipe to make healthier, must include original recipe, altered recipe and the reason for the changes
53	Educational poster on menu planning (11” x 14” ready to hang)

55	Create a one-week meal plan for you and your family. Include proper dietary proportions
57	Create a special event, with menu, etc Describe the event, write a menu, create a table display, write one recipe and prepare food item (bring)
59	Food Display for a Brunch- Team (2 exhibitors, both sign up
61	Food Display of appetizers – 3 different kinds
63	Display on food safety
65	Complete table setting, at least 4 placings, for informal family lunch, menu required, but NO FOOD samples, with creative centerpiece
67	Design a Restaurant – Include: a description of type, style and size of restaurant; a full menu for meal period

56	Create a food portfolio, keep tasting notes on recipes you make, take pictures of the recipes, have friends and family critique your cooking
58	Healthy Dinner – meal including all parts of food pyramid
60	Healthy lunch or supper (not formal) meal using My Plate as a guide
62	Display of comparison of 2 food items - one item from scratch and one commercial item
64	Display of food science experiment
66	Food display of a special diet menu for one day – (diabetic, weight loss, weight gain, low fat, etc
68	Foods Revue Event Meal Binder

	(breakfast, lunch or dinner); one recipe per category of your menu; why you would like to own this restaurant
--	---

--	--

**CLASS 5 – CAKE DECORATING – ALL LEVELS**

- All cakes will be evaluated on exterior design and decorating
- You may make a cake (from mix or scratch) or decorate a form (Styrofoam,etc)
- Items will be on display fair week, but if necessary, due to spoilage, the Sauk County Fair may dispose of.
- Pick up cake, plate, etc on fair Sunday at 4pm.
- Frosting should be homemade not store bought

1	Decorated cupcakes, 3
3	Decorated sheet cake, entire cake
5	Decorated original design, entire cake
7	Poster/mobile – cake decorating. Posters (11" x 14" ready to hang)

2	Decorated layer cake, entire cake
4	Decorated molded cake, entire cake
6	Decorated gingerbread house

**CLASS 6- FOOD PRESERVATION**

- All entries must be prepared by the exhibitor
- All exhibits must have been preserved since the last day of the previous year’s fair.
- **All entries must include the recipe**
- Each preserved exhibit must have an accompanying label (example below)
- All entries must be presented in standard food preservation containers
- Follow processing methods and times listed in current UW – Extension, “Canning, Freezing” publications available from UW Extension Office.
- Any product label missing or incomplete will be dropped one place.
- Dried and Frozen foods will be photographed for display.

**Note: Each item exhibited must be labeled with the following information or use attached label.**

Class \_\_\_\_\_ Item \_\_\_\_\_  
 Date \_\_\_\_\_  
 Processing Method (Check):  
 Boiling Water Bath \_\_\_\_\_  
 Pressure Canner \_\_\_\_\_  
 Processing Time \_\_\_\_\_  
 Preparation Method: (Check):  
 Hot Pack \_\_\_\_\_ Cold Pack \_\_\_\_\_

**Fruits Canned**

1	Tomatoes, 1 jar
3	Any other fruit, 1 jar

2	Tomato juice, 1 jar

**Vegetables Canned**

4	Any vegetable, 1 jar
---	----------------------

5	String beans, 1 jar
---	---------------------

**Pickles Canned**

6	Sweet pickles, 1 jar
8	Relish (any type), 1 jar

7	Dill pickles, 1 jar

**Jam & Jelly**

9	Jam, any variety, 1 jar
11	Freezer jam or jelly, any variety, one container (thawed)

10	Jelly, any variety, 1 jar

**Dried**

12	Any item dried (label with method used, 1 jar/container)
----	--


**Poster/Mobile**

13	Poster food preservation tips. Posters (11" x 14" ready to hang)
----	--

14	Display showing food preservation
----	-----------------------------------



## DEPARTMENT 27-KNITTING & CROCHETING

Superintendent Connie Meyer

\*\*\*\*\*

Judging Fair Monday, 1:30pm to 6:30pm; Premiums 1<sup>st</sup>, \$3.00; 2<sup>nd</sup> \$2.75; 3<sup>rd</sup>, \$2.50; 4<sup>th</sup>, \$2.25

### Rules & Requirements:

- All exhibits must be handcrafted by the exhibitor
- Each item number must be a different piece
- Exhibitors cannot enter multiples of the same pattern
- No exhibitor may make more than one entry in any lot/prize number.

### CLASS 1 – KNITTING

1	Knitting item one
3	Knitting item three
5	Baby Afghan, minimum 25" x 30"
7	Baby items (2 or more pieces)

2	Knitting item two
4	Knitting item four
6	Simple sweater or vest
8	Afghan, minimum 45" x 60"

### CLASS 2 – CROCHETING

1	Crocheting item one
3	Crocheting item three
5	Baby Afghan, minimum 25" x 30"
7	Baby items (2 or more pieces)

2	Crocheting item two
4	Crocheting item four
6	Simple sweater or vest
8	Afghan, minimum 45" x 60"

## DEPARTMENT 28-HOME ENVIRONMENT

Superintendent Connie Meyer

\*\*\*\*\*

Judging Fair Monday, 1:30pm to 6:30pm; Premiums 1<sup>st</sup>, \$3.00; 2<sup>nd</sup> \$2.75; 3<sup>rd</sup>, \$2.50; 4<sup>th</sup>, \$2.25

### Rules & Requirements:

- All exhibits must be handcrafted by the exhibitor
- All wall decorations must be ready to hang
- No exhibitor may make more than one entry in any lot/prize number.

### CLASS 1 HOME ENVIRONMENT

1	Handmade placemat
3	Bulletin board
5	Window treatment
7	Macrame Item
9	Wall hanging, ready to hang
11	Fresh flower arrangement (flowers can be purchased)
13	Holiday decoration - other than Christmas
15	Grapevine article
17	Cross stitch item (actual design 8" x 10" or smaller)
19	Plastic canvas item
21	Stenciled item
23	Recycled item (state work done, including before and after pictures)
25	Basket – handmade, any method
27	Place setting with 3" x 5" card with menu, appropriate setting for menu
29	Re-wired item (state work done, including before and after pictures)
31	Repaired article, other than wicker, (state work done, including before and after pictures)
33	Rugs – any media
35	Tie-dyed article
37	Bedspread, quilt or afghan
39	Decorative flags
41	Other yard ornaments, other than steppingstone
43	Yard sculpture

2	Pillow, useful or decorative
4	Waste basket
6	Dresser scarf or table runner
8	Stuffed toy
10	Hand decorated towel
12	Dried or artificial flower arrangements
14	Holiday decoration – Christmas
16	Wreath (other than grapevine) ready to hang
18	Cross stich item (actual design 8" x 10" or larger)
20	Holiday ornament
22	Appliqued item
24	Refinished item (state work done, include before and after pictures)
26	Live plant as home accessory grown by exhibitor
28	Repaired wicker item (state work done, including before and after pictures)
30	Machine decorated towel
32	Finished item, from raw wood, stained, varnished, etc. (state work done, including before and after pictures)
34	Sponge painted article for home or yard
36	Dust ruffle for bed
38	Any quilt -finishing not done by exhibitor
40	Steppingstones
42	Handmade wind chimes
44	Any other item listed above

Questions Contact [info@saukcountyfair.com](mailto:info@saukcountyfair.com) 608-356-8707\*\*\*\*DEADLINE MAY 11<sup>TH</sup> 11:59PM

**DEPARTMENT 29-FAMILY LIVING & CHILD DEVELOPMENT**  
**Superintendent Connie Meyer**

\*\*\*\*\*

Judging Fair Monday, 1:30pm to 6:30pm; Premiums 1<sup>st</sup>, \$3.00; 2<sup>nd</sup> \$2.75; 3<sup>rd</sup>, \$2.50; 4<sup>th</sup>, \$2.25

**Rules & Requirements:**

- Posters must be 14" x 22" and ready to hang
- All exhibits must be handcrafted by the exhibitor unless otherwise specified
- No exhibitor may make more than one entry in any lot/prize number.

**CLASS 1 – CHILD DEVELOPMENT**

1	Family scrapbook
3	Your family tree
5	Toy – educational
7	Poster on emergency care -fire, choking, poisoning, etc
9	Flannel board & story with characters
11	Babysitting survival kit (10 items or less, 2 handmade)
13	Book review of three books that help children deal with feelings or problems. Indicate the ages each would be suitable for and why.
15	Display of 5 different types of puppets that you have made.
17	Mobile
19	Notebook of careers in childcare field
21	Make a mask that shows a different feeling or emotion, then write a story for that feeling or emotion
23	Make a toy chart
25	Keep a journal of your experiences as a babysitter. List parental roles you experience as a sitter
27	Any other item not listed above

2	Autobiography scrapbook
4	Prop box for children to use when they play dress-up or for other imaginative play
6	Photograph story of child preparing a snack (2 photos minimum)
8	Game
10	Story book
12	Room accessory for child
14	Poster with tips for parents on what babysitters need to know.
16	Puzzles (2)
18	Poster on simple first aid- 14" x 22" ready to hang
20	Poster on what should be included in a first aid kit and what each item is used for.
22	Make a quick choke-tube tester- diameter 1 ¼ inch, decorate your canister & label it, include instructions on how to use & why
24	Make a photo story or preparing & eating a family meal, then record everyone's comments
26	Create a puppet to teach discipline to toddlers and preschoolers. Then write a story to go along with

**DEPARTMENT 31-COMMUNICATIONS**

**Superintendent Connie Meyer**

\*\*\*\*\*

Judging Fair Monday, 1:30pm to 6:30pm; Premiums 1<sup>st</sup>, \$3.00; 2<sup>nd</sup> \$2.75; 3<sup>rd</sup>, \$2.50; 4<sup>th</sup>, \$2.25

**Rules & Requirements:**

- **Demonstrations are judged prior to the fair at the Performance Arts Festival held in the spring.**
- **Only enter these exhibits if you participated in the festival, enter during the registration period.**
- **If exhibitor does not add lot to registration, they will not receive a premium**
- **No exhibitor may make more than one entry in any lot/prize number.**

**CLASS 1 - DEMONSTRATIONS**

1	Grades 3-5 – Demo single
3	Grades 9+ Demo single
5	Grades 6-8 <b>Demo team</b>

2	Grades 6-8 Demo single
4	Grades 3-5 <b>Demo team</b>
6	Grades 9+ <b>Demo team</b>

**DEPARTMENT 33-YOUTH LEADERSHIP & SELF-DETERMINED**

**Superintendent Connie Meyer**

\*\*\*\*\*

**Judging Fair Monday, 1:30pm to 6:30pm; Premiums 1<sup>st</sup>, \$3.00; 2<sup>nd</sup> \$2.75; 3<sup>rd</sup>, \$2.50; 4<sup>th</sup>, \$2.25**

**Rules & Requirements:**

- A display may be a mobile, a model, photos, something moving, an outline, chart or guide, actual articles or poster(s) or very likely a combination of display methods.
- See youth leadership manuals for ideas and samples.
- All posters must be 14" x 22" and ready to hang
- **No exhibitor may make more than one entry in any lot/prize number.**

**CLASS 1 – YOUTH LEADERSHIP**

1	A display designed to recruit members or to improve club/organization work	2	A visual aid the exhibitor used to teach a specific topic.
3	Scrapbook or poster of leadership experience.	4	Any other exhibit on youth leadership not listed.

**CLASS 2 – SELF DETERMINED**

8	Poster explaining the self-determined exhibit and work, 14" x 22" and ready to hang.	9	A display of articles made for your self-determined exhibit with a 3" x 5" card attached explaining the exhibit.
10	A booklet describing goals & work done in self-determined exhibit.	11	Any other display relating to the self-determined exhibit.

**DEPARTMENT 34-HEALTH SOCIAL SCIENCES**

**Superintendent Connie Meyer**

\*\*\*\*\*

**Judging Fair Monday, 1:30pm to 6:30pm; Premiums 1<sup>st</sup>, \$3.00; 2<sup>nd</sup> \$2.75; 3<sup>rd</sup>, \$2.50; 4<sup>th</sup>, \$2.25**

**Rules & Requirements:**

- All posters must be 14" x 22" and ready to hang
- **No exhibitor may make more than one entry in any lot/prize number.**

**CLASS 1 - HEALTH**

1	Poster relating to health, 14" x 22" and ready to hang	2	Any display relating to health
3	A fitness display	4	Display on reducing stress
5	Exhibit on home safety hazards		

**CLASS 2 – HISTORY & HERITAGE**

6	Family tree properly recorded may include pictures.	7	Written account of an interview of a family member (may include pictures).
8	Biography of an ancestor (may include pictures).	9	Geographic map(s) and narrative tracing your family ancestor(s) migration from where they originated to present (use an adequate explanation and be creative)..
10	Exhibit or report about your family's settlement in an area (may include pictures).	11	Historical research on the family farm or family home (may include pictures).
12	Heritage box with old family possessions (identify the possessions and the generations) Exhibitor must set up and arrange items in box, basket or similar enclosure before it is judged.	13	A written report and collection of genealogical correspondence used in searching for your family roots.
14	Yesteryear to today pictures and explanations of somebody or something related to family history.	15	A picture history (past and present) or written report about historical developments of the community in which you live.
16	Written account of an interview with an older resident (s) of the community (may include pictures)	17	An exhibit about early settlers or Native Americans in your area.
18	An exhibit or early farming or industry in your community which shows methods used for production in the past.	19	An exhibit of an old art or craft (attach explanation of process and materials used). (may include pictures)
20	Written report of a current or potential community landmark (may include pictures)	21	Any other exhibit of historical significance and explanation (may include pictures)

**DEPARTMENT 35-EDUCATIONAL & SCHOOL EXHIBITS**  
**Superintendent**

\*\*\*\*\*

**Judging Fair Monday, 1:30pm to 6:30pm.**

**Rules & Requirements:**

- Open only to approved school groups within Sauk County
- Contact the Sauk County Fair to register starting May 1<sup>st</sup> and no later than June 1<sup>st</sup> of the current fair year.
- This department is not for exhibitors registering in any other parts of the Junior or Open Fair.
- This **is not for individual entries** but for schools to register multiple exhibitors.
- Approved schools should have an adult register their group.
- Exhibitors from the school must go to a school district withing Sauk County
- Scrapbooks should have at least 4 and maximum of 10 pages
- Exhibits shall not be displayed in any other department.
- Posters can be no larger than 14" x 22".
- No exhibitor may make more than one entry in any prize number.
- In order for premiums to be paid to the school, a complete list of student exhibitors contributing to the exhibits must be submitted (including addresses). This is required by the state of Wisconsin ATCP 160.

**CLASS 1 – SCHOOL BOOTH DISPLAYS ENTRIES**

**(a)** The exhibit shall consist of a school booth display representing the entire school or a subject taught within the school. Each school is limited to one entry under the school booth system. The subject matter for exhibits include any subject taught in the school during the school year.

**(b)** Judging shall be based on factors such as arrangement, theme, entry, eye appeal, and creativeness.

**(c)** No state premium aid may be paid on education department premiums unless the fair board files with the department a complete list of exhibitors.

Premiums on school booth displays shall be paid to the school. Premiums of 1<sup>ST</sup>, \$75.00, 2<sup>ND</sup> \$70.00, 3<sup>RD</sup> \$65.00 and 4<sup>TH</sup> \$60.00.

**CLASS 2 – STUDENT GROUP DISPLAYS**

Student exhibits shall consist of a student group other than a student group representing the entire school.

The exhibit may not be displayed as part of a school booth exhibit. Exhibits entered under student group displays shall meet all of the following requirements:

1. Include school name, teacher's name, name and address of student, and exhibitor's number on the official entry form.
2. Be entered under the name of the school with participating grades listed on the entry.
3. Be comprised of schoolwork completed during the current school year.

**(b)** Student group displays shall be judged on originality, creativeness, quality, subject material, art media, individual and group work, attractive arrangement, and percentage of pupils participating.

**(c)** Premiums on student group displays may be paid to the teacher or to the school.

**Premiums (see rules above) 1<sup>st</sup> , \$12.00; 2<sup>nd</sup> \$10.00; 3<sup>rd</sup>, \$8.00; 4<sup>th</sup>, \$6.00**

**CLASS 3 – INDIVIDUAL STUDENT ENTRIES**

The exhibit is entered by an individual student, including special education students. The exhibit may not be displayed as part of a school booth exhibit or a student group display. Specific classes for individual competition for all grade levels may be selected by the fair board. Individual students may enter only one exhibit in each class. Exhibits entered under an individual shall meet all of the following requirements:

1. Include school name, teacher's name, name and address of student, and exhibitor's number on the official entry form.
2. List all entries on one official entry blank.
3. Be comprised of schoolwork completed during the current school year.

**(b)** Premiums on individual student exhibits are paid to the individual exhibitor. Premiums of \$1.75, \$1.50, \$1.25 and \$1.00.

1	Any natural science exhibit	2	Any kind of cultural arts exhibit
3	A simple knitted or crocheted article	4	Any kind of clothing exhibit
5	Any kind of foods & nutrition exhibit	6	Any kind of mechanical sciences exhibit
7	Any kind of animal science exhibit	8	Any youth leadership exhibit
9	Any plant & soil science exhibit	10	Any flower & house plant exhibit
11	Any photograph exhibit	12	Any other exhibit that isn't listed above.



Animal Health Regulations - Fairs and Shows in Wisconsin: 2026 Season

This is a summary of animal health requirements for fairs, shows and exhibitions. They are not necessarily the same as requirements for importing animals into Wisconsin or moving them within the state for other purposes. They may change if animal diseases occur in Wisconsin or elsewhere, so always check [datcp.wi.gov](http://datcp.wi.gov) or contact us for current information. Fairs or exhibitions may have their own additional requirements. Exhibitors should contact the event organizers for more information. Ref. s. ATCP 10.87, Wis. Admin. Code.

<p><b>General requirements for event organizers</b></p>	<p><b>All fairs or exhibitions of any length</b> must obtain, review, and keep for five years all required records and test results:</p> <ul style="list-style-type: none"> <li>• Exhibitor’s name and address</li> <li>• Animal identification (number, type, description, and, when required, official identification (<i>see requirements for different animals below</i>))</li> <li>• Documents showing compliance with disease testing and other health requirements</li> <li>• Livestock premises number, if any, where animals originated</li> <li>• Documentation showing legal importation to the event (if applicable) and, when required, movement to the event (<i>see requirements for different animals below</i>)</li> <li>• For swine, a record of any swine transported directly to a slaughtering establishment</li> <li>• For swine, a record of any swine transported to an animal market where all animals sold at the market sale for that day were shipped directly to a slaughtering establishment</li> </ul> <p><b>Fairs or exhibitions lasting more than 24 hours</b> must appoint a licensed veterinarian to inspect all animals daily.  <b>Note:</b> Except in specific circumstances, if an animal already bears an official 840 eartag, that eartag must not be removed and additional official eartags must not be applied. Instead, the existing eartag must be read and recorded when a record of that animal is required. (Ref. s. ATCP 10.045, Wis. Admin. Code)  <b>These regulations apply</b> to all fairs and exhibitions, including additional events (like rodeos, shows, or other organized events) that occur in conjunction with the fair.</p>
<p><b>Diseases</b></p>	<p><b>Lactating Dairy Cattle:</b>  Effective April 29, 2024 and June 19, 2024 respectively, all lactating dairy cattle moved interstate and lactating dairy cattle moved to fairs, shows, and exhibitions in Wisconsin are required to have a negative influenza A test from a milk sample collected within 7 days of movement. For more information see: <a href="http://datcp.wi.gov/Pages/Programs_Services/CattleBison.aspx">DATCP Home Highly Pathogenic Avian Influenza (H5N1) in Dairy Cattle (wi.gov)</a>  <b>Animals that show evidence of having contagious or infectious diseases</b> may not be commingled (or housed/kept) with other animals at a fair, show, or other exhibition in such a way as to allow disease to spread. Such animals should not attend the fair, show, or exhibition.  Animals may be denied entry if they arrive at these events with contagious or infectious diseases, isolated and/or removed if they develop disease after arriving, or be subject to other action as would be necessary to control disease. (Ref. s. ATCP 10.08(1), Wis. Admin. Code)  <b>Bovine animals with ringworm, mange, warts or scab</b> will be removed from the fair or exhibition premises, unless the veterinarian in charge finds warts or ringworm lesions are incapable of transmitting disease</p>
<p><b>Cattle and Bison</b></p>	<p><b>Cattle and bison FROM WITHIN WISCONSIN:</b> Effective June 19, 2024, all lactating dairy cattle are required to have a negative Influenza A test on milk samples collected within 7 days prior to movement to a fair or exhibition. Official ID is required for influenza testing. Cattle and bison FROM OUTSIDE WISCONSIN (Ref. s. ATCP 10.22, Wis. Admin. Code) must: • Be accompanied by certificate of veterinary inspection (CVI or health certificate) a documenting official animal identification (ID) and all required tests and certifications • Have official individual ID (including steers)• Meet all of Wisconsin’s normal requirements for import (see below and <a href="https://datcp.wi.gov/Pages/Programs_Services/CattleBison.aspx">https://datcp.wi.gov/Pages/Programs_Services/CattleBison.aspx</a>) Acceptable official ID for cattle and bison • 15-digit “840” RFID tags • Valid only if applied before November 5, 2024: • Visual only 15 digit “840” tags • USDA metal ear tag number that starts with the state 2 digit code and is followed by 3 letters and 4 numbers (e.g. 35ABC1234). This includes the orange brucellosis vaccination tag. • Valid only if applied before March 11, 2015: • Manufacturer-coded RFID tag - 15-digit number with the first three digits in 900s • American ID tag – 8 to 12-digit number prefaced with “USA” Influenza A requirements for lactating dairy cattle from outside Wisconsin  Effective April 29, 2024, all lactating dairy cattle are required to have a negative Influenza A test on milk samples collected within 7 days prior to interstate movement. Brucellosis requirements for cattle and bison from outside Wisconsin No cattle are currently required to be brucellosis tested or vaccinated for fairs/shows in Wisconsin. Tuberculosis (TB) requirements for cattle and bison from outside Wisconsin All cattle from Texas and Michigan’s TB Free Zone (for cattle from Michigan’s Modified Accredited Zone see below), regardless of sex or age are required to have a negative TB test within 60 days prior to import. For details and requirements by state, see: <a href="https://datcp.wi.gov/Pages/Programs_Services/CattleBison.aspx">https://datcp.wi.gov/Pages/Programs_Services/CattleBison.aspx</a>  Cattle and bison from Michigan’s Modified Accredited Zone – Alcona, Alpena, Montmorency, and Oscoda counties - (for cattle and bison from Michigan’s TB Free Zone, see requirements by state above) also need: • Import permit • To originate from a herd that has a negative whole-herd TB test within 12 months before arrival in Wisconsin that includes all animals 1 year and older • Negative individual TB tests within 60 days before entering Wisconsin • A statement indicating the animals will return directly to the state of origin after the show . For information on obtaining an import permit: • Online <a href="https://datcp.wi.gov/Pages/Programs_Services/AnimalMovementPermits.aspx">https://datcp.wi.gov/Pages/Programs_Services/AnimalMovementPermits.aspx</a> • Email <a href="mailto:DATCPanimalimports@wi.gov">DATCPanimalimports@wi.gov</a> • Call (608) 224-4874 Cattle and bison from Canada must meet current federal requirements to enter the United States and may have additional requirements to return to Canada. See <a href="http://aphis.usda.gov">aphis.usda.gov</a>, choose “Trade”, Live Animal Import or Export as needed, and then species and country to find requirements. Requirements are subject to change as conditions warrant. For current information, check <a href="https://datcp.wi.gov/Pages/Programs_Services/CattleBison.aspx">9 https://datcp.wi.gov/Pages/Programs_Services/CattleBison.aspx</a>.</p>

**SWINE**

**Note:** These regulations apply to all swine, including pet pigs and racing pigs.

**Note:** Herd of origin means the herd in which the pigs currently reside, likely the exhibitor's herd. When pigs are purchased from a herd, the herd from which they originate is the herd of origin for the seller. Once the purchased pigs are added into the buyer's herd (even if the buyer's herd only consists of one or just a few animals), the buyer's herd becomes the new herd of origin and that herd must meet testing requirements to move pigs again.

**Swine FROM WITHIN WISCONSIN** (Ref. s. ATCP 10.32(2) and 10.87, Wis. Admin. Code) need a Wisconsin intrastate certificate of veterinary inspection (CVI or health certificate)<sup>a</sup>:

- Stating that the entire herd of origin on the farm was inspected within 30 days before the show and no apparent disease was present at the time of inspection<sup>d</sup>.
- **Non-terminal Exhibitions:** All swine must have a PRRS (Porcine Reproductive and Respiratory Syndrome) and PEDv (Porcine Epidemic Diarrhea virus) test of the herd of origin within 90 days of the end of the exhibition<sup>c</sup>. Include test date, type, and results on the CVI.
- **Terminal Exhibitions:** No testing requirements.<sup>c</sup>

**Note:** Terminal Exhibitions are those at which all the swine go directly from the fair/show to the slaughtering establishment OR to a slaughter only market sale. Shows or exhibitions are either terminal or non-terminal. If all of the pigs at the event are not going directly to slaughter (including through a slaughter only market sale), it is considered a non-terminal exhibition. For non-terminal exhibitions, all the pigs at the show or exhibition will need to be tested prior to the event even if individual animals will go directly to slaughter. If going to a slaughter only market sale, contact the Division of Animal Health fair inspector for required information to collect.

**Note:** If the fair intends to use a load-out facility, contact the Division of Animal Health in advance to discuss requirements that must be met.

**Swine FROM OUTSIDE WISCONSIN** (Ref. s. ATCP 10.30 and 10.87, Wis. Admin. Code) need a certificate of veterinary inspection (CVI or health certificate)<sup>a</sup> that includes the following:

- The negative results of the PRRS test<sup>c</sup> from the swine's herd of origin conducted within 90 days prior to movement into Wisconsin including test date, type, and results.
- The negative results of the PEDv test<sup>c</sup> from the swine's herd of origin conducted within 90 days prior to movement into Wisconsin including test date, type, and results. statement that the veterinarian has inspected the entire herd of origin within the past 30 days and that no clinical signs of PRRS and PEDv or any other apparent disease was present at
- the time of inspection.<sup>d</sup>

Official individual identification (ID)<sup>b</sup>

- Acceptable methods of ID for swine are<sup>b</sup>:
  - USDA silver ear tag
  - USDA 840 ear tag, either visual or RFID
  - Breed association tattoo if the pig is a purebred and the tattoo is registered
  - An ear tag with the premises identification number and a unique identifier
  - Ear notch if the pig is a purebred and the notch is registered

**Note:** Microchips are not accepted as official ID for any swine including pet pigs.

Requirements are subject to change as conditions warrant. For current information and for PRRS and PEDv testing options, check

[https://datcp.wi.gov/Pages/Programs\\_Services/SwineMovement.aspx](https://datcp.wi.gov/Pages/Programs_Services/SwineMovement.aspx).

<p><b>Sheep and goats</b></p>	<p><b>Note:</b> <i>These rules do not apply to non-domestic sheep and goats. See Exotic Ruminants below.</i></p> <p><b>Sheep and goats FROM WITHIN WISCONSIN</b> need:</p> <ul style="list-style-type: none"> <li>• If sexually intact, need official individual identification (ID)<sup>b</sup> at any age.</li> <li>• If not sexually intact, need official individual ID<sup>b</sup> if they are 12 months or older.</li> <li>• See below for Official ID options.</li> <li>• Sheep and goats that go to a slaughter establishment after the fair should have an owner hauler statement to move from the fair to the slaughter establishment.</li> </ul> <p><b>Sheep and goats FROM OUTSIDE WISCONSIN</b> (Ref. s.ATCP 10.69, 10.76, Wis. Admin. Code) need:</p> <ul style="list-style-type: none"> <li>• Certificate of veterinary inspection (CVI or health certificate)<sup>a</sup> and official individual ID<sup>b</sup> for all animals.</li> <li>• See below for Official ID options.</li> <li>• See below for additional requirements for goats from Michigan's Tuberculosis Modified Accredited Zone.</li> <li>• Sheep and goats that go to a slaughter establishment after the fair should have an owner hauler statement to move from the fair to the slaughter establishment.</li> </ul> <p><b>Official Identification<sup>b</sup> includes:</b></p> <ul style="list-style-type: none"> <li>• Scrapie eartags (including tags on neckstraps for animals with absent/injured ears or with official tattoos – see DATCP Website*)</li> <li>• USDA 840 ear tags</li> <li>• Legible breed tattoos (see DATCP Website* and NOTE below)</li> <li>• Legible scrapie tattoos (see DATCP Website* and NOTE below)</li> <li>• Approved microchips (Electronic Implantable Identification/EID) – There are many requirements that need to be met to use microchips including a requirement for accompanying tattoos. See DATCP Website* and NOTE below.</li> <li>• <b>NOTE:</b> All sheep and goats that go through a market or to slaughter and require Official Identification must be eartagged with Official ID. Official ID in the form of a tattoo or Electronic Implantable Identification (EID) is no longer sufficient when moving through a market or going to slaughter.</li> <li>• <b>NOTE:</b> If a Wisconsin origin animal is neutered, less than 12 months of age, and moving through a market after the fair, the market may require Official ID in the form of an ear tag.</li> <li>• *For more information on official identification and for owner hauler statements see DATCP Website at <a href="https://datcp.wi.gov/Pages/Programs_Services/OfficialID.aspx">https://datcp.wi.gov/Pages/Programs_Services/OfficialID.aspx</a></li> </ul> <p><b>Goats from Michigan's Tuberculosis (TB) Modified Accredited Zone –Alcona, Alpena, Montmorency, Oscoda counties-</b> also need:</p> <ul style="list-style-type: none"> <li>• Import permit<sup>e</sup></li> <li>• To originate from a herd that has a negative whole-herd TB test within 12 months before arrival in Wisconsin that includes all animals 1 year and older<sup>c</sup></li> <li>• Negative individual TB tests within 60 days before entering Wisconsin<sup>c</sup></li> <li>• A statement indicating the animals will return directly to the state of origin after the show.<sup>d</sup></li> </ul> <p>For information on obtaining an import permit:</p> <ul style="list-style-type: none"> <li>• Online <a href="https://datcp.wi.gov/Pages/Programs_Services/AnimalMovementPermits.aspx">https://datcp.wi.gov/Pages/Programs_Services/AnimalMovementPermits.aspx</a></li> <li>• Email <a href="mailto:DATCPAnimalImports@wi.gov">DATCPAnimalImports@wi.gov</a></li> <li>• Call 608-224-4874</li> </ul> <p>Requirements are subject to change as conditions warrant. For current information, check <a href="https://datcp.wi.gov/Pages/Programs_Services/SheepGoatMovement.aspx">https://datcp.wi.gov/Pages/Programs_Services/SheepGoatMovement.aspx</a>.</p>
-------------------------------	---

<p><b>Equine</b></p>	<p><b>Equine animals FROM WITHIN WISCONSIN</b> need documentation of a negative EIA (Coggins) test<sup>c</sup> done within the previous 12 months, which clearly identifies the animal by complete description, digital photographs, or an approved microchip (if a reader is available). No test is needed for nursing foals accompanying negative dams. Documentation may be:</p> <ul style="list-style-type: none"> <li>• Official test report VS 10-11, or</li> <li>• USDA-approved electronic test form, or</li> <li>• Global Vet Link EIA electronic form, or</li> <li>• Certificate of veterinary inspection with the test results listed</li> </ul> <p><b>Equine animals FROM OUTSIDE WISCONSIN</b> (Ref. s.ATCP 10.36, Wis. Admin. Code) need:</p> <ul style="list-style-type: none"> <li>• Certificate of veterinary inspection (CVI or health certificate)<sup>a</sup> which clearly identifies<sup>b</sup> the animal by complete description, digital photographs, or an approved microchip</li> <li>• Negative EIA (Coggins) test<sup>c</sup> done within previous 12 months that is reported on the CVI</li> <li>• No EIA test is needed for nursing foals accompanying negative dams</li> </ul> <p><b>Equines from Minnesota</b> are exempt from the CVI requirement if:</p> <ul style="list-style-type: none"> <li>• Ownership does not change while the animal is in Wisconsin</li> <li>• The animal remains in Wisconsin no longer than 7 days</li> <li>• Proof of a negative EIA (Coggins) test<sup>c</sup> in previous 12 months accompanies the animal</li> </ul> <p>Requirements are subject to change as conditions warrant. For current information, check <a href="https://datcp.wi.gov/Pages/Programs_Services/HorseOtherEquineMvmt.aspx">https://datcp.wi.gov/Pages/Programs_Services/HorseOtherEquineMvmt.aspx</a></p>
----------------------	---

<p><b>Exotic Ruminants</b> South American camelids: llamas, alpacas, guanacos, vicuñas</p>	<p><b>Note:</b> Exotic ruminants are ruminants that are not native to Wisconsin, and are not cervids – for example, Old World camels, yaks, water buffalo, pronghorn antelope, giraffes, and non-domestic sheep and goats. In addition, please contact your county and local municipality for any restrictions.</p> <p><b>Exotic ruminants FROM WITHIN WISCONSIN</b> have no requirements.</p> <p><b>Exotic ruminants FROM OUTSIDE WISCONSIN</b> (Ref. s.ATCP 10.82, Wis. Admin. Code) must have</p> <ul style="list-style-type: none"> <li>● Certificate of veterinary inspection (CVI or health certificate)<sup>a</sup></li> <li>● Official individual identification (ID) as required for tuberculosis and brucellosis testing<sup>b</sup></li> <li>● Import permit<sup>e</sup></li> <li>● Proof written on the CVI that they meet requirements for: <ul style="list-style-type: none"> <li>○ Tuberculosis (TB) – negative test required within 60 days before entry<sup>c</sup></li> <li>○ Brucellosis – negative test required within 30 days before entry<sup>c</sup> Please call 608-224-4874 beforehand to determine which TB test to use.</li> </ul> </li> </ul> <p>For information on obtaining an import permit:</p> <ul style="list-style-type: none"> <li>● Online <a href="https://datcp.wi.gov/Pages/Programs_Services/AnimalMovementPermits.aspx">https://datcp.wi.gov/Pages/Programs_Services/AnimalMovementPermits.aspx</a></li> <li>● Email <a href="mailto:DATCPAnimalImports@wi.gov">DATCPAnimalImports@wi.gov</a></li> <li>● Call 608-224-4874</li> </ul> <p>Requirements are subject to change as conditions warrant. For current information, check <a href="https://datcp.wi.gov/Pages/Programs_Services/ExoticSpeciesMvmt.aspx">https://datcp.wi.gov/Pages/Programs_Services/ExoticSpeciesMvmt.aspx</a>.</p>
<p><b>Poultry and waterfowl (Pigeons are not considered poultry for fairs and shows)</b></p>	<p><b>Poultry and waterfowl FROM WITHIN WISCONSIN</b> need ONE of the following:</p> <ul style="list-style-type: none"> <li>● For eggs and birds of all ages, an NPIP certificate stating the flock of origin is a US pullorum-typhoid clean and for turkeys a <i>Mycoplasma gallisepticum</i> clean flock or NPIP affiliate flock<sup>c</sup> or</li> <li>● For eggs and birds of all ages, documentation the flock of origin is a Wisconsin Tested Flock and has tested negative for pullorum-typhoid and for turkeys <i>Mycoplasma gallisepticum</i>,<sup>c</sup> or</li> <li>● For eggs and birds of all ages, documentation the flock of origin is a Wisconsin Associate Flock<sup>c</sup>, or</li> <li>● For sexually mature birds (turkeys over 6 months, all other birds over 4 months), individual tests within 90 days before arrival at the show. These birds also need wing or leg band identification (ID). All birds must test negative for pullorum-typhoid, and turkeys must test negative for <i>Mycoplasma gallisepticum</i>. After testing there can be no change of ownership or commingling with other birds that are not part of the flock except at other shows/fairs. Eggs and sexually immature birds are not eligible for individual testing and cannot be shown unless they originate from an enrolled NPIP, NPIP affiliate, Wisconsin Tested, or Wisconsin Associate flock.</li> </ul> <p><b>Note:</b> Flock of origin means the flock in which the birds currently reside, likely the exhibitor's flock. Once purchased birds are added to the buyer's flock, even if the buyer's flock only consists of one or just a few birds, the buyer's flock is the flock of origin and that flock must meet NPIP or WI Tested or Associate Flock status to avoid individual bird testing for shows/fairs.</p> <p><b>Poultry and waterfowl FROM OUTSIDE WISCONSIN</b> (Ref. s.ATCP 10.42, Wis. Admin. Code) need a certificate of veterinary inspection (CVI or health certificate)<sup>a</sup> or equivalent (such as form VS 9-3) specifically showing movement to the fair or show that states:</p> <ul style="list-style-type: none"> <li>● For eggs and birds of all ages, they originate from a flock classified pullorum-typhoid clean and for turkeys <i>Mycoplasma gallisepticum</i> clean under NPIP or an equivalent program<sup>c</sup>, or</li> <li>● For sexually mature birds, they have tested negative for pullorum-typhoid (and <i>Mycoplasma gallisepticum</i> for turkeys) within 90 days<sup>c</sup> before arrival at the show. These birds also need wing or leg band ID<sup>b</sup>. Eggs and sexually immature birds are not eligible for individual testing and cannot be shown unless they originate from an enrolled NPIP or equivalent program flock.</li> </ul> <p><b>Not required:</b></p> <ul style="list-style-type: none"> <li>● Import permit number</li> </ul> <p>Requirements are subject to change as conditions warrant. For current information, check <a href="https://datcp.wi.gov/Pages/Programs_Services/PoultryMovement.aspx">https://datcp.wi.gov/Pages/Programs_Services/PoultryMovement.aspx</a>.</p>

<p>South American camelids: llamas, alpacas, guanacos, vicuñas</p>	<p>South American camelids FROM WITHIN WISCONSIN have no requirements. South American camelids FROM OUTSIDE WISCONSIN (Ref. s.ATCP 10.85, Wis. Admin. Code) must have a certificate of veterinary inspection (CVI or health certificate)<sup>a</sup> and official individual identification (ID)<sup>b</sup>. Official ID may be:</p> <ul style="list-style-type: none"> <li>● Approved USDA ear tag number or ; Microchip number</li> <li>● Breed association registration number</li> <li>● Breed association tattoo</li> </ul> <p>Requirements are subject to change as conditions warrant. For current information, check <a href="https://datcp.wi.gov/Pages/Programs_Services/LlamaAlpacaMovement.aspx">https://datcp.wi.gov/Pages/Programs_Services/LlamaAlpacaMovement.aspx</a>.</p>
<p>Small animals: Dogs, domestic cats, and other household pets (ferrets, pet birds, rabbits, gerbils, guinea pigs, hamsters, hedgehogs, chinchillas, domestic mice and rats)</p>	<p>Note: For animals that are part of menageries, see also rules below for menageries. Pot-bellied and miniature pigs fall under rules for swine. Dog hybrids, domestic cat hybrids, or exotic small cat species such as servals fall under rules for Exotic small animals. Native wild animals and birds, including raptors, and captive wild animals such as raccoons, opossums, and skunks fall under rules for wild animals.</p> <p>DOGS FROM WITHIN WISCONSIN (Ref. s.95.21, Wis. Stats.) that are 5 months or older need proof of current rabies vaccination.f CATS AND OTHER HOUSEHOLD PETS FROM WITHIN WISCONSIN have no requirements. DOGS AND CATS FROM OUTSIDE WISCONSIN (Ref. s.ATCP 10.80, Wis. Admin. Code) that are 5 months or older need to be vaccinated against rabies by a licensed veterinarian, and regardless of age, need certificates of veterinary inspection (CVIs or health certificates)a stating the age of the animal and for animals 5 months and older the date of last rabies vaccination and revaccination due date. OTHER HOUSEHOLD PETS FROM OUTSIDE WISCONSIN (Ref. s.ATCP 10.06, Wis. Admin. Code) need certificates of veterinary inspection (CVIs or health certificates)a but have no testing or vaccination requirements. Small animals from other nations need to meet requirements of the U.S. Department of Agriculture (608-662-0600) and Centers for Disease Control (1-800-232-4636). Requirements are subject to change as conditions warrant. For current information, check <a href="https://datcp.wi.gov/Pages/Programs_Services/PetMovement.aspx">https://datcp.wi.gov/Pages/Programs_Services/PetMovement.aspx</a>.</p>
<p>Exotic small animals (any species not covered by "small animals" above), exotic large animals, and other wild animals</p>	<p>Note: Local jurisdictions may have requirements beyond the state requirements listed here. Animals FROM WITHIN WISCONSIN do not have any requirements as long as they are legally possessed in Wisconsin.f Animals FROM OUTSIDE WISCONSIN (Ref. s.ATCP 10.84, Wis. Admin. Code) generally have no testing or vaccination requirements, but do need:</p> <ul style="list-style-type: none"> <li>● Certificate of veterinary inspection (CVI or health certificate)a</li> <li>● Import permit numbers</li> </ul> <p>Note: Some animals may not be brought to Wisconsin.f These are North American prairie dogs and the following African species: tree squirrels, rope squirrels, dormice, Gambian giant pouched rats, brush-tailed porcupines and striped mice. Some animals may require permits from the Wisconsin Department of Natural Resources. See <a href="http://dnr.wi.gov">http://dnr.wi.gov</a>. For information on obtaining an import permit:</p> <ul style="list-style-type: none"> <li>● Online <a href="https://datcp.wi.gov/Pages/Programs_Services/AnimalMovementPermits.aspx">https://datcp.wi.gov/Pages/Programs_Services/AnimalMovementPermits.aspx</a></li> <li>● Email <a href="mailto:DATCPAnimalImports@wi.gov">DATCPAnimalImports@wi.gov</a> Call 608-224-4874</li> </ul> <p>Requirements are subject to change as conditions warrant. For current information, check <a href="https://datcp.wi.gov/Pages/Programs_Services/PetMovement.aspx">https://datcp.wi.gov/Pages/Programs_Services/PetMovement.aspx</a>.</p>
	<p>Note: Local jurisdictions may have requirements beyond the state requirements listed here. Animals FROM WITHIN WISCONSIN must meet vaccination and testing requirements for their species. See these requirements earlier in this document. Animals FROM OUTSIDE WISCONSIN need certificates of veterinary inspection (CVIs or health certificates) and vaccinations, identification, and tests required for their species. See these requirements earlier in this document. They also need import permit numbers (Ref. s.ATCP 10.81, Wis. Admin. Code) if they are:</p> <ul style="list-style-type: none"> <li>● Circuses and individual circus acts</li> <li>● Rodeo stock other than individual participants' horses</li> <li>● Multi-species menageries (defined as any animals kept in a collection primarily for purposes of exhibition or competition)</li> <li>● Petting zoos</li> </ul> <p>They do not need import permit numbers if they are:</p> <ul style="list-style-type: none"> <li>● Rodeo horses owned by individual participants</li> <li>● Single-species groups</li> </ul> <p>Note: Some animals may not be brought to Wisconsin. These are North American prairie dogs and the following African species: tree squirrels, rope squirrels, dormice, Gambian giant pouched rats, brush-tailed porcupines and striped mice. Some animals may require permits from the Department of Natural Resources. See <a href="https://dnr.wi.gov/topic/wildlifehabitat/captive.html">https://dnr.wi.gov/topic/wildlifehabitat/captive.html</a> For information on obtaining an import permit:</p> <ul style="list-style-type: none"> <li>● Online <a href="https://datcp.wi.gov/Pages/Programs_Services/AnimalMovementPermits.aspx">https://datcp.wi.gov/Pages/Programs_Services/AnimalMovementPermits.aspx</a> Email <a href="mailto:DATCPAnimalImports@wi.gov">DATCPAnimalImports@wi.gov</a> Call 608-224-4874</li> </ul> <p>Requirements are subject to change as conditions warrant. For current information, check <a href="https://datcp.wi.gov/Pages/Programs_Services/CircusesRodeosMenageries.aspx">https://datcp.wi.gov/Pages/Programs_Services/CircusesRodeosMenageries.aspx</a>. The State Veterinarian recommends that exhibitors:</p> <ul style="list-style-type: none"> <li>● Vaccinate breeding cattle against bovine viral diarrhea (BVD) at least 30 days before the event</li> <li>● Test cattle for BVD-PI by immunoperoxidase test, and bring them to shows only if they test negative</li> <li>● Test cattle for Johne's disease by ELISA test, and bring to shows only if negative test</li> <li>● Clean and disinfect vehicles used to transport animals to and from the show, and vehicles used on the grounds before, during, and after the show</li> <li>● Isolate exhibited animals returning to their farms or animals purchased at the show for 21 days before mingling them with other stock</li> <li>● Additional biosecurity recommendations can be found at: <a href="http://www.youtube.com/widatcp">www.youtube.com/widatcp</a> Go to Created playlists and View full playlist under Farm Biosecurity Practices State Veterinarian recommends that show organizers: "House cattle separately from South American camelids, exotic ruminants, and poultry"House cattle separately from small ruminants, especially sheep. "House ostriches, emus, rheas and cassowaries separately from domestic poultry</li> </ul> <p>*House swine separately from any other mammals *Include a space for the premises registration code on livestock entry forms *Provide hand-washing stations near all livestock facilities *Provide individual watering and feeding troughs rather than common ones * Include a space for the premises registration code on livestock entry forms * Provide hand-washing stations near all livestock facilities * Provide individual watering and feeding troughs rather than common ones</p>

**Summary of Requirements for Animals from WITHIN Wisconsin Attending Events**  
*\*See animal page for full details. Note that fairs & shows may have additional requirements.*

Animal (page #)	CVI	Official ID	Testing	Veterinary Statements	Other
--------------------	-----	----------------	---------	--------------------------	-------

Cattle & bison (2)	No	No – See "other"	Negative Influenza A test <sup>C</sup> within 7 days for lactating dairy cattle	No	Official ID required for influenza testing.
Swine (3)	Yes <sup>a</sup>	No	If terminal show: No <sup>C</sup> If <u>not</u> terminal show: Negative PRRS and PED testing of herd of origin within 90 days of end of show. <sup>C</sup>	Yes: The entire herd of origin has been inspected within the past 30 days and no apparent disease was present at the time of inspection. <sup>d</sup>	
Sheep & goats (4)	No	Yes, <sup>b</sup> see "other"	No	No	Official ID not required if not sexually intact AND under 12 months of age.
Equine (5)	No	No	Yes: Negative EIA test (Coggins) within 12 months. <sup>C</sup> See "other"	No	Nursing foals with EIA test negative dams exempt from testing.
Exotic ruminants (5)	No	No	No	No	
Poultry & waterfowl (6)	No	No	Yes: <u>ONE</u> of the following <sup>C</sup> : <ul style="list-style-type: none"> <li>For eggs and birds of all ages: Originate from NPIP pullorum-typhoid clean (and for turkeys <i>Mycoplasma gallisepticum</i> clean) flocks or affiliate flocks with documentation.</li> <li>For eggs and birds of all ages: Originate from WI Tested pullorum- typhoid (and turkeys <i>Mycoplasma gallisepticum</i>) flock or Associate flock with documentation.</li> <li>For sexually mature birds: Individual birds tested negative within 90 days for pullorum-typhoid (and turkeys <i>Mycoplasma gallisepticum</i>) with documentation. See "other"</li> </ul>	No	Only turkeys over 6 months and other birds over 4 months eligible for individual testing. Eggs and sexually immature birds are not eligible for individual testing and cannot be shown unless they originate from an enrolled NPIP, NPIP affiliate, Wisconsin Tested, or Wisconsin Associate flock. Individually tested birds require: <ul style="list-style-type: none"> <li>Wing or leg band ID</li> <li>No owner change</li> <li>No commingling with other birds that are not part of the flock except at other fairs/exhibitions.</li> </ul>
South American camelids (6)	No	No	No	No	
Small animals (7)	No	No	No	No	Dogs 5 months and older require proof of current rabies vaccination. <sup>f</sup>
Exotic small animals (7)	No	No	No	No	Must be legally possessed in WI. <sup>f</sup>

Summary of Requirements for Animals from **OUTSIDE Wisconsin** Attending Events See animal page for full details. Note that fairs & shows may have additional requirements.

Animal (page #)	CVI	Official ID	Testing	Veterinary Statements	Import Permit	Other
Cattle & bison (2)	Yes <sup>a</sup>	Yes <sup>b</sup>	Negative Influenza A test <sup>C</sup> within 7 days for lactating dairy cattle. TB testing required for MI and TX cattle. See pg. 2. <sup>C</sup>	No, unless imported from MI MA zone. See pg. 2. <sup>d</sup>	No, see "other"	Import permit needed if imported for rodeo/circus/menagerie and for cattle/bison from the MI MA zone. See pg. 2. <sup>e</sup>
Swine (3)	Yes <sup>a</sup>	Yes <sup>b</sup>	Yes: Negative PRRS and PED testing of herd of origin within 90 days. <sup>C</sup>	Yes: The entire herd of origin has been inspected within the past 30 days and no apparent signs of PRRS, PED, or other disease was present at the time. <sup>d</sup>	No, see "other"	Import permit needed if imported for rodeo/circus/menagerie. <sup>e</sup>
Sheep & goats (4)	Yes <sup>a</sup>	Yes <sup>b</sup>	Only <u>goats</u> from the MI MA zone have TB test requirements. See pg. 4. <sup>C</sup>	No except for <u>goats</u> from the MI MA zone. See pg. 4. <sup>d</sup>	No, see "other"	Import permit needed if imported for rodeo/circus/menagerie and for <u>goats</u> from the MI MA zone. See pg. 4. <sup>e</sup>
Equine (5)	Yes <sup>a</sup> unless all of the following apply: <ul style="list-style-type: none"> <li>Imported from MN.</li> <li>No change of ownership while in WI.</li> <li>In WI for no more than 7 days.</li> </ul>	Yes <sup>b</sup>	Yes: Negative EIA test (Coggins) within 12 months. <sup>C</sup>  Nursing foals with EIA test negative dams exempt from testing.	No	No, see "other"	Import permit needed if imported as stock horses for rodeo/circus/menagerie (not individual participants horses). <sup>e</sup>
Exotic ruminants (5)	Yes <sup>a</sup>	See "other"	Yes: <ul style="list-style-type: none"> <li>TB testing<sup>C</sup> within 60 days prior to import.</li> <li>Brucellosis testing<sup>C</sup> within 30 days prior to import.</li> </ul>	No	Yes <sup>e</sup>	Official ID required as used for TB and Brucellosis testing. <sup>b</sup>
Poultry & waterfowl (6)	Yes <sup>a</sup> (or VS9-3 for this specific import).	No, see "other"	Yes: <u>ONE</u> of the following <sup>C</sup> : <ul style="list-style-type: none"> <li>For eggs and birds of all ages: Originate directly from NPIP pullorum typhoid clean and for turkeys <i>Mycoplasma gallisepticum</i> clean flock or equivalent flock.</li> <li>For sexually mature birds: Individual birds test negative for pullorum- typhoid (and turkeys <i>Mycoplasma gallisepticum</i>) within 90 days.</li> </ul>	No	No, see "other"	Import permit if imported for rodeo/circus/menagerie. <sup>e</sup> Only turkeys over 6 months/ other birds over 4 months eligible for individual testing. Eggs/sexually immature birds not eligible for individual testing and cannot be shown unless they originate from enrolled NPIP or equivalent flock. Individually tested birds require: Wing or leg band ID. No owner change.
South American camelids (6)	Yes <sup>a</sup>	Yes <sup>b</sup>	No <sup>b</sup>	No	No, see "other"	Import permit needed if imported for rodeo/circus/menagerie. <sup>e</sup>
Small animals (7)	Yes <sup>a</sup>	No	No	No	No, see "other"	Dogs 5 months and older require proof of current rabies vaccination. <sup>f</sup> Import permit needed if imported for rodeo/circus/menagerie. <sup>e</sup>
Exotic small animals (7)	Yes <sup>a</sup>	No	No	No	Yes <sup>e</sup>	Must be legally possessed in WI and legal for import. <sup>f</sup>

Subchapter I — General Requirements and Definitions ATPC 160.01 Definitions. As used in this chapter: (1) “Breed class” and “breeding class” mean a specific breed within a class such as holstein in the dairy class. (2) “Class” means a grouping in which exhibits may be entered, including an animal breed or age group for animal exhibits; a type of produce, crop or food; or a specific age, age group or educational grade level of exhibitor. (2m) “Conference judging” means a judging system using a discussion about each exhibit with the entire group. ( 3 ) “Danish judging system” means a judging system that allows for multiple first, second, third and fourth class selections as provided in s. ATPC 160.91 (4) (b). ( 4 ) “Department” as it relates to the organizational structure of a fair, means an animal species, production group, or other principal classification of exhibits. As used in any other context, “department” means the state of Wisconsin department of agriculture, trade and consumer protection. ( 5 ) “Division” means one of 3 exhibitor group classifications for a fair and is limited to junior division, open division and senior citizens division. ( 6 ) “Entry class” means a class in which the fair allows exhibitors to submit entries. ( 7 ) “Exotic domestic animal” means an animal that is not a common farm animal. ( 7e ) “Face-to-face judging” means a judging system using a semiprivate discussion between the judge and the exhibitor with the following phases: (a) Get acquainted. (b) Learn the background of the exhibit. (c) Self-evaluation. (d) Evaluator comment. (e) Parting. ( 7m ) “Fair” means a county or district fair eligible to receive state aid under s. 93.23 (1) (b) or (c), Stats. ( 7s ) “Fair board” means the governing entity of a fair. ( 8 ) “Lot” or “lot number” means the numerical designation assigned by a fair for a specific category of exhibits within a class. ( 9 ) “Market class” means a class that includes animals of a certain weight for the species that can be sold for slaughter. (10) “Premium” means a monetary prize that a fair awards to an exhibitor after judging all competing exhibits in the class to which the premium pertains. (11) “Regular judging system” means a judging system that allows for one first, second, third and fourth class selection as provided in s. ATPC 160.91 (4) (c). (12) “Self determined project” means a project that meets all of the following criteria: (a) It is approved by the fair board. (b) Its subject matter is related to any of the junior fair departments 9, 10, 13 to 16, 18, or 20 to 29. 14 (c) It does not fall into a defined entry class within any department. (d) It is carried out by a member of a youth organization. (13) “Youth organization” means an organization under adult leadership that has educational programming. History: Cr. Register, November, 1990, No. 419, eff. 12-1-90; cr. (5), Register, July, 1995, No. 475, eff. 8-1-95; CR 11-037: renum. (1) to (5) to be (2), (4), (5), (8), (10), cr. (1), (3), (6), (7), (9), (11), (12) Register April 2012 No. 676, eff. 5-1-12; CR 21-093: cr. (2m), (7e), (7m), (7s), am. (8) to (10), (12) (d), cr. (13) Register September 2022 No. 801, eff. 10-1-22. ATPC 160.02 Premium requirements. (1) GENERAL. (a) The state aid authorized by s. 93.23 (1), Stats., may be paid on net premiums paid by a fair. The department may withhold state premium aid from any fair that does not enforce animal health provisions under ch. ATPC 10 that are applicable to animals exhibited at the fair. State aid will be paid only on premiums actually paid by bank check or draft. (b) No deductions may be made from premium money won by an exhibitor. Premiums may, however, be withheld where exhibition rules established by the fair association are violated. A written statement of violation shall be submitted to the department to justify actions taken by a fair. (c) Premiums offered shall be definite in amount. No decrease or increase in published premiums may be made because of the financial condition or the organization or for any other reason. (e) No fair may receive state aid for a premium awarded to any exhibitor in the open division if that exhibitor entered the same exhibit in the junior division at the same fair. This paragraph does not apply if the exhibit was entered in the junior division only as part of a herd group, carcass class or performance class. (f) No state aid will be paid on the cost of ribbons, cups, trophy prizes or entertainment contests. (2) PREMIUM LISTS. (a) Premiums for which state aid is requested by county and district fairs shall conform with the uniform premium list and other requirements set forth in these rules. Fairs requesting state aid for net premiums shall submit to the department a printed copy of the premium list used at the fair, as required under s. ATPC 160.92 (3) (c). (b) The officers of each fair shall mail a copy of the premium list to other associations, societies, or boards conducting a fair in Wisconsin upon request. (c) Sections ATPC 160.01 through 160.07 and 160.91 shall be published in premium books used by a fair for which state aid is requested. (3) ENTRY FEES. (a) A fair may charge an exhibitor an entry fee or charge stall rents for animals, or both. (b) Exhibitors in department 35 shall not be required to purchase an exhibitor’s ticket. Any other exhibitor may be required, if no entry fee is charged, to purchase an exhibitor’s season ticket at a price not to exceed that charged for a non-exhibitor’s season ticket. ( 4 ) SPLIT FAIR DATES. (a) For purposes of this subsection, “split fair dates” occur when a fair organization judges exhibits or contests and pays premiums at more than one time or at more than one location during the calendar year. (b) Except as provided under par. ( c ), the department may not pay state aid for a fair having split dates unless the department gives advance written approval for a split fair. The department may approve split dates based on hardship. (c) The department may pay state aid for the following exhibits or contests in a fair having split dates with advance notification to the department: 1. Clothing revue. 2. Demonstrations. 3. Favorite foods revue. 4. Dogs. 4m. Cats. 5. Small animals. 6. Rocketry. 7. Shooting sports. 7m. Mechanical projects. 8. Other exhibits and contests that are similar to those identified in subds. 1. to 7. 15 ( d ) If there are split dates under par. (b) or (c), all blue ribbon winners shall repeat their demonstrations or exhibits at the regular fair dates unless the department grants a hardship exemption. An exhibitor may use audio-visual media, still photography or an educational display to repeat a demonstration or exhibit. History: Cr. Register, November, 1990, No. 419, eff. 12-1-90; r. and recr. (1) (e) and am. (3) (a), Register, July, 1995, No. 475, eff. 8-1-95; r. and recr. (4), Register, November, 2000, No. 539, eff. 12-1-00; correction in (2) (a) made under s. 13.93 (2m) (b) 7., Stats., Register, November, 2000, No. 539; CR 08 075: am. (1) (a) Register April 2009 No. 640, eff. 5-1-09; CR 11-037: am. (1) (a), (3) (a), (b), cr. (4) (c) 8. Register April 2012 No. 676, eff. 5-1-12; CR 21-093: am. (1) (a), (b), renum. (1) (d) to ATPC 160.05 (3), am. (1) (e), (3) (a), (4) (b), (c) (intro.), cr.

(4) (c) 4m., 7m., (4) (d) Register September 2022 No. 801, eff. 10-1-22. ATCP 160.03 Exhibition requirements. A fair shall meet all of the exhibition requirements of this section to be eligible for state premium aid. (1) No fair society or other organization sponsoring a fair may require an exhibitor to become a member of the organization in order to enter an exhibit at the fair, nor may the sponsoring organization make any deduction from an exhibitor's premium as a donation to the fair society, or require an exhibitor in any other way to make a donation to the society. (2) State aid may not be approved for out-of-state exhibits or for separate classes of local and non-local exhibitors. Aid may not be approved for payment of premiums to an exhibitor having an out-of-state address but claiming Wisconsin residency unless the fair secretary provides the department with an affidavit that the exhibitor's residence geographically located within the state. (3) State aid may be paid only on articles or animals actually on display in an exhibit building or actually shown in the show ring on regular fair dates unless approval for split fair dates is obtained under s. ATCP 160.02 (4). State aid may not be paid on Dairy Herd Improvement Association records, transportation aid, production contests or other special educational exhibits unless prior approval is obtained under s. ATCP 160.49 (7). (4) State aid may not be paid on exhibits removed from the fairgrounds before 4 p.m. on the last day of the fair, or such other later time as may be specified by the fair, without prior approval of the department. Authority for earlier removal may be granted by the department in case of meat animal sales or other special classes, if requested before the beginning of the fair. In other hardship cases, approval may be granted by the fair. Exhibits in dog obedience and small animal pet classes may be judged during the regular fair but are not required to remain present during the entire fair. The fair may prescribe the length of time junior fair exhibitors of horses shall keep their animal on the ground. History: Cr. Register, November, 1990, No. 419, eff. 12-1-90; CR 21-093: am. (intro.), (1), (4) Register September 2022 No. 801, eff. 10-1-22; correction in (3) made under s. 13.92 (4) (b) 7., Stats., Register September 2022 No. 801. ATCP 160.05 Open division; general requirements. (1) The total maximum premiums set forth for all places in any open division livestock class, excluding poultry and rabbits, may be divided into multiple premiums for a greater number of places, but the maximum premium offered for any additional place shall not be higher than the maximum for the last place in the class. (2) All animals in any open division class shall be owned by the exhibitor, except as provided in s. ATCP 160.09. (3) State aid may be paid on no more than 2 premiums awarded an exhibitor under one premium or lot number in open division individual livestock classes, except poultry and rabbits, and no more than one premium in all other classes, including poultry and rabbits. (4) State aid may not be used to award a premium to an exhibitor who exhibits an item or animal that has been exhibited in open class division previously in a state aid funded fair in that calendar year and resulted in a premium being awarded for that item or animal. (5) The fair board may establish specific classes by professional and amateur level groupings within classes for open class departments 14 to 28. History: Cr. Register, November, 1990, No. 419, eff. 12-1-90; CR 11 037: r. (2), renum. (3) to be (2) Register April 2012 No. 676, eff. 5-1-12; CR 21 093: am. (1), renum. (3) from ATCP 160.02 (1) (d), cr. (4), (5) Register September 2022 No. 801, eff. 10-1-22. ATCP 160.07 Classes; general requirements. (1) Classes may be combined if the number of entries in several single classes is insufficient. If any classes are 16 combined, state aid shall be limited to the maximum total premiums listed for a single class of animals, items or articles in that department ( 2) (a) Except as provided under par. (b), no fair may receive state aid for premiums awarded for sexually intact male dairy cattle, beef cattle, sheep, goats, swine or horses unless those animals are registered. Registered status shall be documented by a certificate of registry from the appropriate breed association or society, or by a copy of the application for registration. (b) Paragraph (a) does not apply to dairy cattle exhibited at a fair if a national breed association certifies that those dairy cattle are recorded in that breed association's qualified herd book which records the genealogy of that breed. ( 3) Any animal entered as part of a group class may also be exhibited in a class for individual animals. ( 4) Boars may not be entered as an exhibit in the swine department unless their tusks have been removed. ( 5) The age of an animal, for purposes of determining its entry class under this chapter, shall be determined as of the opening day of the fair. History: Cr. Register, November, 1990, No. 419, eff. 12 1-90; renum. and am. (2) to be (2) (a) and cr. (2) (b), Register, July, 1995, No. 475, eff. 8-1-95; CR 11-037: cr. (5) Register April 2012 No. 676, eff. 5-1-12; CR 21-093: am. (2) Register September 2022 No. 801, eff. 10-1 22. ATCP 160.49 Junior fair division; general. (1) In the junior fair division, the department may pay state aid on prizes offered to exhibitors who are ages 8 to 20 years of age on January 1 of the current fair year and exhibitors who are 5 to 9 years of age on January 1 of the current fair year who are exhibiting under s. ATCP 160.65. A fair board may establish specific entry classes within each department. A fair board may establish subgroups within a junior fair entry class based on the exhibitor's age or grade in school. The department may not pay state aid on prizes for club parades, club floats, song contests, or a project which is not an exhibit or demonstration at the fair. (2) All exhibitors in the junior fair division shall be members of a youth organization approved by the fair board. (3) Exhibits in the junior fair shall be the product of the exhibitor's own labor. An exhibit may include a study project, merit project or other special project, a skill area, or a supervised occupational experience in which the exhibitor is regularly enrolled, provided that the fair board approves the project, skill area, or supervised occupational experience as an exhibit. (4) State aid may not be used to award more than one premium to an exhibitor in a premium or lot number in the junior fair division, except for any of the following: (a) A premium may be awarded to each member of a group that collectively owns and enters a livestock exhibit in departments one to 5 of subch. IV. (b) An exhibitor may receive a separate premium for showmanship where authorized under subch. IV. (c) An exhibitor may receive more than one premium in a department for which additional premiums are specifically authorized under subch. IV. (5) State aid may not be used to award a premium to an exhibitor who exhibits an item or animal

that has been exhibited in the junior division previously in a state aid funded fair in that calendar year and resulted in a premium being awarded for that item or animal. ATCP 160.91 Judging regulations. (1) Judging shall be done at fairs by individuals who are registered with the department. In no case shall any person who is an officer or director of a fair be eligible to judge exhibits at such fair; nor shall any person interested directly or indirectly in exhibits shown in any department of a fair be eligible to judge articles or animals in that department. (1m) (a) An individual shall register by submitting to the department an application. The department shall register all individuals who qualify to be judges, including having the knowledge, training, or experience in the specific classes to be judged and adhering to ethical judging practices. The registration is valid for five years. (b) An individual submitting an application after July 1 may not judge for the current fair year. (c) A fair representative may request the department waive par. (b) in cases of unanticipated emergency situations. (2) Each judge at a fair shall be provided with a copy of the fair's premium book or list of entry classes at least 7 days prior to the opening date of the fair. (3) No animal or article, irrespective of the number of entries in the class in which it is entered, shall be awarded a higher rating than its merit would entitle it to in comparison to the standard of perfection in the class. (4) (a) Danish system judging may be used in the junior fair division. State aid may not be paid on premiums awarded under the Danish system in any other division. (b) When classes in the junior fair division are judged according to the Danish system, 4 group placings shall be awarded in any class. When there are less than 8 exhibitors in the class, there shall not be more than 2 in the first group, not more than 4 in the first 2 groups and not more than 6 in the first 3 groups. If there are 8 or more entries in the class, there shall not be more than 25% in the first group, not more than 50% in the first 2 groups, and not more than 75% in the first 3 groups. (c) The number of awards in the last group placing may be increased to the extent necessary to give awards to all exhibitors. (4g) When classes in the junior fair division are judged using the conference judging system, the judge shall use sub. (4) (b) and (c) to award placements in a class. (5) If any class of exhibits at a fair is judged according to the regular system, the judges for that class may give only one first-place, one second-place, one third place and one fourth-place award in that class. History: Cr. Register, April, 1976, No. 244, eff. 5-1-76; am. (1), Register, March, 1980, No. 291, eff. 4-1-80; renum. from Ag 5.07, Register, November, 1990, No. 419, eff. 12-1-90; am. (2), and cr. (5), Register, July, 1995, No. 475, eff. 8-1-95; CR 21-093: am. (1), cr. (1m), am. (2), (4) (a), (b), cr. (4g), (am) (5) Register September 2022 No. 801, eff. 10-1-22.







Questions? Call the Sauk County Agricultural Society Fair Office at 356-8707.

**This form must be returned to the Sauk County Fair, Upload!**

Family Last Name \_\_\_\_\_

Club, Group or Chapter \_\_\_\_\_

Children's Names \_\_\_\_\_

Ear Notches (Draw in the ear notches on both ears. Use Universal Ear Notching System)	Ear Tag # (Request from Fair)	Breed, Color, Markings	Sex
			
			
			
			
			
			

**Check in is FAIR Week Wednesday 7am-1pm**

**SAUK COUNTY ANIMAL ID & VET CHECK INFORMATION**

**This form must accompany your animals upon arrival at the Sauk County Fair.**

(This completed form will be required for each load at the livestock entry gate on entry day.)

Exhibitor Name \_\_\_\_\_ Phone No. \_\_\_\_\_

Address \_\_\_\_\_

\*Load No. \_\_\_\_\_ of \_\_\_\_\_ Loads      Number of animals on this load \_\_\_\_\_

\*If more than one load is brought to the Fairgrounds.

**Hauler Name:** \_\_\_\_\_

*Please complete this form as you load your animals to reduce waiting at the entry gate. This completed form will be required for each load at the livestock entry gate. If the form is not complete, you will be placed behind loads that do have their completed forms. The **complete animal ear id must be on the form, if missing, you will be asked to complete it before being checked in.** Attach copies of the vet inspection certificates and/or test papers as they must be kept on file at the Sauk County Fair Office per Department of Agriculture, Trade & Consumer Protection (DATCP) rules and regulations. Certificate copies will not be returned to exhibitors. **If the name of exhibitor is not on paperwork, please add!***

Type of Animal	Breed	Sex	Age	Type of Identification	Identification No.

Checked In by: \_\_\_\_\_

\_\_\_\_\_

**County Fair Veterinarian**

\_\_\_\_\_

**Date**