

Junior Fairbook 2025

July 7-13, 2025

2025
Theme
Fair Family
Reunion



Online Entries OPEN—April 11th

****Entries must be completed online by 11:59 PM on
Monday, May 12th**

*****SITE WILL AUTOMATICALLY CLOSE AT 12:00 AM May 13th ****

ABSOLUTELY NO ENTRIES ACCEPTED AFTER May 12th!

Judging Day—All Non-animal fair exhibits: **Monday, July 7th from 1:30—6:30 PM**
at the Sauk County Fairgrounds in the Commercial Building
Entry tags: Pick up the day of pre-fair judging. Or watch for email when done.

Junior Fair Book Index

Department	Page	Department	Page
Index & Schedule, Fair Info	1-4	Dept. 17 - Exploring	37
General Information Rules & Regulations	5-8		
Animal Rules & Regulations	8-10	Dept. 18 - Cultural Arts	37-40
Live Market Animal Sale,	11-12	(Includes Performance Arts, Speaking, Creative	
Ultra Sound Show	12	Writing)	
Master Showman/Carcass	13		
Dept. 1- Dairy Cattle	13-15	Dept. 20 - Photography	41-42
Dept. 2 - Beef Cattle	15-16	Dept. 21 - Computers	42
Dept. 3 – Swine	16-17	Dept. 22 - Woodworking	43
Dept. 4 – Sheep	17-18	Dept. 23 - Electricity	43-44
Dept. 5 – Goats	18-19	Dept. 24 - Mechanical Sciences	44-47
		(Includes Tractor, Small Engines, Bicycle,	
		Rockets, Models, Legos/K'nex, Dioramas,	
		Robotics, Geospatial, Self- Determined	
		Mechanical Sciences)	
Dept. 6 – Horses	19-24	Dept. 25 - Foods	47-50
		(Includes Cake Decorating and Food Pres.)	
Dept. 7 – Poultry	24-26	Dept. 26 - Clothing	50-51
Dept. 8 – Rabbits	26-27	Dept. 27 - Knitting/Crocheting	51
Dept. 9 – Dogs	28	Dept. 28 - Home Environment	52
Dept. 10 - Animal Science,	28-29	Dept. 29 - Child Development	52-53
Vet Science & Pet Project			
Dept. 11 – Exotics	29-30	Dept. 31 - Communications	53
Dept. 12 – Small Pets/Pocket Pets	31		
Dept. 13 – Cats	31-32	Dept. 33 - Youth Leadership	53
Dept. 14 - Plant & Soil Science	32-34	Dept. 33 - Self Determined	53
(Includes Crops, Garden)			
Dept. 15 - Flowers/House Plants	34-35	Dept. 34 - Health Sciences	53-54
(Includes Home Grounds)		Dept 35- Boys & Girls/After School	54
Dept. 16 - Natural Sciences	35-36	Dept. 40 – Cloverbuds & K-2 nd	54-55
(Birds, Entomology, Rifle, Archery, Sports		Animal ID & Vet Check Information Form	56
Fishing, Wildflowers, Rock Climbing,		Swine ID	57
Astronomy, Adventure Project, Forestry,		State of WI Animal Rules and Regulations	58-63
Backpacking, Hiking, Camping, Self-		And ATCP 160. General Requirements for	
Determined, Natural Sciences)		fairs in Wisconsin	

Junior Fair Schedule

April 11th - Online Junior Fair Entry opens- ENTER EARLY!

May 12th –JUNIOR FAIR DEADLINE 11:59PM.

The online entry site will automatically close at 11:59pm

June 28th, 2025 -Fairgrounds Clean-up Day, 9AM, Jolly Beavers, Loganville-Friendship, Mirror Lake, Prairie Busy Badgers

2026, June 27th, 2026, 9AM, Narrows Creek, Sauk Prairie Earthlings, Skillet Creek, Endeavor, Active Strivers

July 7th Monday,

PRE-FAIR JUDGING

ALL Non-Animal Projects 1:30 – 6:30 PM

Fairgrounds - Commercial Building

The following projects will be judged at this time:

- Small Animal Pocket Pet Judging 1:30PM-6:30PM
- Animal & Vet Science
(Horse posters & displays, dairy educational exhibit)
- Pet Projects
- Natural Sciences
(Birds, Entomology, Forestry, Shooting Sports, Fishing, Wildflowers, Rock Climbing, Astronomy, Biking, Hiking, Camping)
- Exploring
- Cultural Arts, Creative Writing
- Photography
- Woodworking
- Electricity
- Mechanical Sciences
(Tractor, Small Engines, Bicycle, Rockets, Models, Legos, Dioramas, Robotics, Geospatial)
- Clothing
- Knitting & Crocheting
- Home Environment
- Child Development
- Computers
- Home Environment
- Self-Determined
- Youth Leadership
- Health Sciences
- **Cloverbuds** (including food projects)
- Foods Judging
(Includes Cake Decorating & Food Preservation)
- Plant & Soil Science
(Crops, Garden, Flowers, House Plants)

Monday, July 7

6:30 PM - Cat Show Judging, Progress Hall

Tuesday, July 8

5:00 PM - Dog Show, Progress Hall

Wednesday, July 9

7:00AM to 1:00PM ALL ANIMAL CHECK-IN

All livestock must be checked in to the fair by 1:00 pm

7:00AM -8:00AM - Goat Weigh-in

8:00 AM - 9:00 AM - Sheep Weigh-in

9:00 AM – 11:00 AM -Swine Weigh In

1:00 PM - 3:00 PM - Beef Weigh-in

10:00 AM-3:00 PM- Dairy Animal Records Collection

1:00 PM-3:00 PM- Horse Records Collection

3:30PM Animal Exhibitor Meeting, Progress Hall

5:00 PM - Sheep Show, WCCU Livestock Pavilion

Thursday, July 10

8:00 AM - Swine Show, WCCU Livestock Pavilion

9:00 AM - Rabbit Showmanship, Rabbit Barn Breed judging starting after lunch

9:00 AM - Horse Project Jumping & Dressage Event

9:30 AM - Beef Show, Progress Hall

11:00 AM - Poultry Show, Poultry Barn

5:00 PM - Goat Show, WCCU Livestock Pavilion

6:00 PM - 4-H Art Showcase (fashion show, music, drama, demonstrations), Commercial Building

Friday, July 11

8:00 AM - Dairy Show, Progress Hall

9:00 AM –Speed/Gymkhana Event, Horse Arena

6:00 PM – Exotics in Progress Hall, followed by Costume Contest

Saturday, July 12

9:00 AM - Horse Show Pleasure Events, Horse Arena

3:00 PM – 5:00 PM 4-H Action Center, 4-H Pavilion

1:00 PM - Live Market Animal Sale in Progress Hall

Sunday, July 13

10:00 AM- Horse Fun Show

10:00 AM Master Showman

4:00 PM ALL Exhibits Released

5:00 PM Non-Animal Exhibits, Poultry & Rabbits must be removed from building

6:00 PM Large animals must be removed from buildings

Sauk County Agricultural Society

The Sauk County Agricultural Society, Inc. is dedicated to giving exhibitors the best county fair experience! We greatly appreciate all volunteers and know that our volunteers help make the fair successful. As we look forward to this year's fair, we hope you will consider volunteering at the fair. You can contact us at info@saukcountyfair.com to volunteer or become a sponsor. We appreciate your time and commitment!

Board of Directors

Officers:

President- Scott Zirzow
Vice-President- Mikala Turner
Secretary/Manager- Liz Cook
Treasurer- Angie Holt
Marshall- Brady Neuman

Directors: Josh Nagel, Ben Turner, Don Larsen, Beth Yanke, Jacob Zirzow & Tony Fluette
Grounds Manager: John Darrow; Assistant: Skyler Getschman
Partnership/Sponsorship Coordinator-Jennie Kohlmeyer

Superintendents

Dairy-Brad Anderson & Gary Kaun
Beef-Doug Larsen
Swine-Sydney Bailey & Becky Riberich
Sheep-Lesa Knuth, Paula Brandt, & Katie Meyer
Goats-David Cook & Sarah Cook
Horse-Heather Marlette & Tessa Wagner
Poultry-Missy McPherson, Delvin Craker
Rabbit-Sarah Mueller & Heidi Cronin
Dogs-Katie Cook
Animal, Vet Science & Pet- Franklin Cook
Domesticated Exotics-Tammy Case-Fry & Walter Fry
Pocket Pets- Franklin Cook
Cats- Jean Bonham & Mary Bonham
Plant & Soil Science- LaNell Jaquish
Flowers & House Plants- LaNell Jaquish
Natural Resources Sciences- Franklin Cook
Exploring- Connie Meyer
Cultural Arts- Sharon Verthein & Leticia Keding
Photography- Katie Cook
Computers- Franklin Cook
Woodworking- Franklin Cook
Electricity- Franklin Cook
Mechanical Science- Franklin Cook
Foods & Nutrition- Kathy Genz
Clothing- Sharon Verthein & Leticia Keding
Knitting & Crocheting- Connie Meyer
Home Environment- Connie Meyer
Communications- Connie Meyer
Youth Leadership & Self Determined- Connie Meyer
Health Sciences- Connie Meyer
Cloverbud Fair Exhibits- Dorothy Harms
Afterschool Groups- Liz Cook
Meat Animal Sale Committee- Lisa Pertzborn, Lesa Knuth, Katie Meyer, Paula Brandt, Annie Allen, Brock Pelton, Katie Yanke, Don Larsen & Josh Nagel.

Thank you to our superintendents and committees for their hard work and dedication to making the fair great for our junior exhibitors!

Please, volunteer to help at this year's fair- email us at info@saukcountyfair.com Thanks!

Exhibitors that need help with entry?
Email info@saukcountyfair.com and sign up for in person meeting

Registration Information- ALL Exhibitors

1. **Read Through all Rules and Regulations**
2. **Junior Fair Information (Includes 4-H, FFA, Youth Groups) – Sauk County Fair, Baraboo, Wisconsin**
3. **4-H Member Exhibitors**
 - a. USE your Wisconsin 4-H online username and password when logging into the link on the above page to access exhibitor registration for Junior Fair.
 - b. Exhibitor 4-H registration has been loaded behind the scenes.
4. **Non-4-H Exhibitors** (Including FFA, other groups and clubs)
 - a. Create a new FairEntry Account
 - b. Create a new username and password when logging into the link on the above page to access exhibitor registration for Junior Fair.
5. If registering as a family group, make sure all entries are added and all fees included.

For questions or any changes, prior to May 13th - contact info@saukcountyfair.com or 608-356-8707

Entry Registration Information- ALL Exhibitors

1. A "Registration Video" link will be available on our website, note a few things may be different, but you should get the general idea of how to register.
2. **Online entries** will be open from April 11 -May 12, 2025 of that fair year
 - a. Each exhibitor will be charged a \$2.00 entry fee per exhibitor
 - b. A credit card/debit card will be needed for registration
 - c. Visit www.saukcountyfair.com for a link to the online entry program starting April 11th.
 - d. Entries must be entered online by 11:59 p.m. on last day.
 - e. No late entries will be accepted.
 - f. All fees must accompany submission of entries.
3. All non-livestock judging will be held on Monday from 1:30-6:30 PM. at the Sauk County Fairgrounds (see judging schedule).
 - a. Entry tags may be picked up on that day in the judging area.
4. Enter non-animal and animal items for fair, items are listed by departments, classes and then finally in the lot.
5. Exhibitors can choose to show individual items in different membership groups. This is done within ONE exhibitor account. For example, you could show a beef steer in FFA, and a static project in 4-H. Make the choice on the lot level during registration.
6. Purchase any other items, such as t-shirts during registration
7. Make sure the phone number and email you choose you will be able to access for information.
8. All items by lot and all purchases will show clearly on your invoice.
9. Invoices come to the fair and then are approved.
10. If you are aware immediately of an error or you forgot something, email info@saukcountyfair.com explaining immediately. The invoice will get pushed back to you.
11. At that point make the changes and resubmit.
12. The Email Confirmation Invoice will show all entries.
13. Make a copy of your email confirmation and store it securely.
14. Almost everyone forgets what they entered, use your confirmation email to remind yourself.

Rules and Regulations All Exhibitors

1. **Read** through the rules for the Junior Fair, make sure the youth exhibitor is aware of and understands all the rules and regulations.
2. **Read through all animal species specific rules** and regulations as well as the live meat animal sale rules and regulations if exhibitor is planning to exhibit animals.
3. **Online once the box for following the rules is checked during registration, it is understood that the exhibitor is aware of and understand the rules and regulations and that the rules and regulations were shared with all youth who are registered by themselves or by another person.**
4. **Changes**-Realizing that these policies, within the Fairbook, may not be all-inclusive, the Sauk County Agricultural Society, Inc. Board reserves the right to make adjustments to these policies.
5. **BEHAVIOR POLICIES** - All participating youth, parents, volunteers and leaders must follow the Sauk County Fair behavior policies.
 - a. No one will be allowed to smoke in any of the Junior Exhibit Buildings, including barns.
 - b. No one will be allowed to consume alcoholic beverages or other intoxicating substances in any of the Junior Exhibit Areas, including buildings and barns at any time.
 - c. The Junior Exhibit Buildings, Wed-Sat, will be **open** between 9:00 AM and 8:00 PM, Sunday Noon-4:00 PM. The animal barns are **closed** between 10 PM and 5 AM, Wed-Sun.
 - d. Anyone who is intoxicated, or exhibits "rowdy" behavior will not be allowed in the Junior Exhibit area including barns.
 - e. Everyone will be responsible for their own property and will respect public and the private property of others. If damages are done to public or the private property of other youth, parents, volunteers and/or leaders will be financially liable for these damages.
 - f. No one will participate in activities which could harm any other youth, parents, volunteers, leaders, chaperones, superintendents, Extension Staff or Sauk County Agricultural Society, Inc. Board members in any way (mentally, physically, or emotionally)
 - g. Violations of the above policies:
 - i. When violations of the above **policies** occur, all **youth** violators will be asked to cease the activity and a care to share form will be completed.
 - ii. Be asked to leave the fairgrounds **immediately**, and parents will be called (day or night).
 - iii. Forfeit all premiums for the current fair and immediately remove all of their exhibits.
 - iv. Forfeit the opportunity to be a Junior Fair Exhibitor at the Wisconsin State Fair.
 - v. If the violation takes place after the Fair, youth may possibly forfeit the opportunity to exhibit at the following years fair.
 - vi. When violations of the above policies occur, all **adult** violators will be asked to cease the activity and a care to share form will be completed.
 - vii. Be asked to leave the fairgrounds **immediately**.
 - viii. Youth of that adult may forfeit all premiums for the current fair and immediately remove all of their exhibits.
 - ix. Youth of that adult may forfeit the opportunity to be a Junior Fair Exhibitor at the State Fair.
 - x. If the violation takes place after the fair, youth of the adult violator may forfeit the opportunity to exhibit at the following years fair.
 - h. Realizing that these policies may not be all inclusive, the Sauk County Agricultural Society, Inc. Board reserves the right to make adjustments to these policies.
6. **CHECKING OUT**
 - a. Exhibits (including any barn decorations, bedding, and general tack) may not be withdrawn or disassembled before 4:00PM on Sunday.
 - b. Fitting Chutes, exhibitor clothing, and show tack may leave prior to Sunday release, but not after 8am Sunday morning.
 - c. Non-Livestock Exhibits, rabbits & poultry will be released at 4:00PM & must be picked up by 5:00PM on Sunday.
 - d. Only exceptions are the animals sold at auction which may be loaded out at 2:00PM.
 - e. Stall Equipment, bedding, tack, and decorations must stay in place for those animals.
 - f. Non-Livestock Exhibits, rabbits & poultry will be released at 4:00PM & must be picked up by 5:00PM on Sunday.
 - g. Large animal exhibits will be released at 4:00PM and must be removed by 6:00PM on Sunday.

Rules and Regulations Cont'd ALL EXHIBITORS

7. CONSEQUENCE FOR EARLY REMOVAL OF EXHIBITS, ANIMALS, OR BARN DECORATIONS

- a. If an individual removes decorations or exhibits early, the exhibitor will forfeit their premiums, be fined \$50, and the individual will be placed on probation the next year.
- b. If an individual on probation removes items early the following year, they will not be allowed to show in that project area at next year's County Fair.
- c. If an exhibitor believes they were wrongly accused of early removal they may write a letter to the Superintendent Oversight Committee for review.
- d. The appeal must be received within 7 days of the exhibitor being notified of the infraction.
- e. All decisions made by the Superintendent Oversight Committee are final.
- f. The Superintendent Oversight Committee reserves the right to interpret rules and regulations when questions arise. See definition of Superintendent Oversight Committee.

8. DRIVING- YOUTH EXHIBITORS DRIVING MACHINERY or EQUIPMENT (including ATV, RTV, UTV) ON THE FAIR GROUNDS *Due to safety and insurance restrictions youth (including age 18+ registering as a youth exhibitor) **will not be permitted** to drive any machinery on the fairgrounds, except: *If they are age 18 or older and have a valid Wisconsin Driver's License; *Have proof of driver's liability coverage with their insurance company; *Sign Waiver of Liability and *Have Registered in the office.

*** To receive permission (for youth exhibitors) to drive machinery on the fairgrounds, bring the following items to the office: (Not needed for adult non-exhibitors)

*Valid Wisconsin Driver's License; *Proof of liability coverage on your insurance policy
*Signed waiver of Liability

No ATV, RTV, UTV, Machinery, or Golf Carts. No one may have ATV/UTV/RTV, machinery including golf carts unless approved fair board member or vendor, all motorized vehicles must be approved by the board.

9. EXHIBITORS- Who may exhibit at the Sauk County Junior Fair

- a. All participants MUST BE in grades 3-13 (1 yr. past high school) as of the current exhibit year, to participate in Department 1-35 and grades K-2 to participate in Department 35 or 40.
- b. Participants must be a member in good standing of any Sauk County organized youth group with adult leadership (with an education program approved by the local Fair Board) which includes: 4-H, FFA, Girl Scouts, Boys & Girls Club, Junior Breed Association, Wisconsin Show Pig Association, approved church youth groups,
- c. Youth from approved Junior Fair organizations, that are entered as a junior exhibitor, are not permitted to show in open classes while exhibiting in Junior Fair, except if an exhibit is not an available class and lot currently being carried by the Junior Fair.
- d. After School Clubs & 4-H member participants will exhibit only in the project areas that they are signed up for. Enrollment for animal projects must be by December 1st & non-animal projects must be enrolled by Feb. 1.
- e. If a foreign exchange student wishes to exhibit in the Junior Fair they may show non-animal projects to a judge for a ribbon but no premium will be paid.
 - i. If the foreign exchange youth is a member of an approved club those established rules would be in effect.
- f. The Sauk County Agricultural Society, Inc; Sauk County Fair Board; does not exclude, restrict, or deny any person membership or participation in its activities because of race, color, national origin, religion, sex, age, disability, sexual orientation, pregnancy, marital or parental status, arrest or conviction record, or military or veterans' status.

10. EXHIBITS NUMBER OF

- a. **No exhibitor may make more than one entry in any lot/prize number or weight class.**
- b. Entries exhibited in Junior Fair cannot be shown in Open Class.
- c. Animal exhibits may have a limit on animals that may be entered by each exhibitor

11. JUDGING

- a. **Youth must be present for judging.**
 - i. The only exception made will be for youth attending a sanctioned organized youth group event or family event and with advance notice to the Sauk County Superintendent Oversight Committee. In the event youth are not able to attend pre-fair judging day, someone should be sent to represent them during fair judging with an index card stating why and how they made the project.
- b. All exhibits must be the work of the exhibitor and must be work done since the last fair.

12. JUDGING TYPES OF

- a. There are two different types of judging used at the Sauk County Junior Fair. In **Regular conference judging** an exhibit is evaluated based on its own merit; it is not compared to other exhibits in the same class. With regular judging there may be a class of all blue ribbons.
- b. In **Danish Judging**, exhibits are evaluated against a standard, and ribbons are awarded and placed from highest to lowest based on meeting the standard. In Danish judging, ribbons are awarded based on the total number of entries in a class and using the national guidelines for the distribution of ribbons.

13. SEASON PARKING PASS If purchased at **time of entry** is \$10/vehicle (limit of 3 per family). If purchased at the fair, purchase price is \$20/vehicle or \$5/day Exhibitor families may purchase up to 3 season parking passes PER FAMILY, not exhibitor, purchased on any exhibitors registration.

14. CLUB BOOTHS (4-H, FFA, approved youth club/groups) 2025 theme will be **“Fair Family Reunion”**

- a. Club booths may be set up **By Appointment - Sunday** of fair week. Monday, 12:30-6:00pm, or Tuesday of fair week from 10am – 3:00 pm,
- b. Judging of the booths will take place Tuesday at 4:00 PM. Club members will not be present at judging.

15. DISPLAY BUILDINGS

- a. Buildings will be open each day, starting Wednesday, with someone on duty throughout the day until the buildings close. If there are no supervisors, the building will be closed.
- b. The Sauk County Agricultural Society, Inc. will take every precaution in its power for the safe preservation of stock and articles on exhibit after their arrival and arrangement on the grounds but will not be responsible for any loss or damage that might occur.
- c. Exhibitors will be held responsible for any damage or accident.

16. SUPERINTENDENT OVERSIGHT COMMITTEE- This committee will be responsible for any fair exhibit grievances or conflicts that occur that have an impact on eligibility of an exhibit, animal or exhibitor of the junior fair. This committee will also be responsible for resolving conflicts that may arise with superintendents or complaints concerning superintendents. Committee members are Liz Cook, Heather Marlette, Missy McPherson, Dorothy Harms, Don Larsen, Beth Yanke & Josh Nagel. This committee reserves the right to interpret rules and regulations when questions arise.

17. EXECUTIVE COMMITTEE- Sharon Verthein, Connie Meyer, Kathleen Genz, Gary Kaun, Brad Anderson, Doug Larsen, Missy McPherson, Delvin Craker, Lesa Knuth, Paula Brandt, Katie Meyer, Sydney Bailey, Sarah Mueller, David Cook, Sarah Cook, Katie Cook, Heather Marlette, Tessa Wagner, Tammie Case-Fry, LaNell Jaquish, Franklin Cook, Dorothy Harms, Jean Bonham, and UW-Extension rep.

Animal Exhibitor Information Rules & Regulations

When you check the box in registration it says you have read and understand.

1. **GET READY-**Gather forms and scan for Animal Registration, be prepared to upload at registration
 - i. premise ID (No premise id is needed for cats, dogs, or rabbits)
 - ii. Animal identification info
 - iii. Swine Identification Sheets
2. **EXHIBITOR WORKS-**All exhibits must be the work of the exhibitor and must be work done since the last fair.
3. **ALL ANIMALS** and livestock must be shown by the exhibitor unless special permission is granted by the person in charge during judging.
4. **OPEN CLASS-** Youth from approved Junior Fair organizations, that are entered as a junior exhibitor, are not permitted to show in open classes while exhibiting in Junior Fair, except if an exhibit is not an available class and lot currently being carried by the Junior Fair.
5. **MARKET CLASSES** (ATCP 160.12) (a) General. A fair board may establish market beef entry classes under pars. (b) and (c). Animals entered in market beef entry classes shall be raised to be sold at market and shall be shown by weight. Entries may include beef, crossbred beef, dairy beef cross or dairy beef breeds. A fair board may establish weight limits for each entry class but may not limit entry classes by breed or sex. If 16 or more animals are entered in any entry class, that class may be divided into 20 or more approximately equal subclasses and each subclass may be judged as a separate entry class. An exhibitor may not enter more than one animal under this subsection.
6. **ANIMAL ENTRIES- All animals must be identified and entered to show at the fair.**

COMBINED ENTRY STALL, & WASTE REMOVAL FEEFEE IS PER ANIMAL, NOT per pen-**

**Sheep, Swine and Goats and Exotics will be combined in the same pens by family/farm;

but, stall rent is per animal in combined pens for those animals.

Dairy/Beef \$10.00/animal

Swine/Sheep \$ 5.00/animal

Goats \$5.00/animal

Exotics \$5.00/animal

Horse \$10.00/animal

Poultry \$1.00 /per bird (not per cage)

Rabbit \$1.00/per animal (not per cage)

Please note: *There will be no refund on entry/stall rent fee

Animal Exhibitor Information Rules & Regulations Continued

7. CHECK- IN *TIME****

****Wednesday (7am- 1:00PM) is Entry Day for exhibitors having animal exhibits ****REMEMBER TIME****
All animals must be on the fairgrounds by 1:00PM. *

Exhibitors bringing in exhibits after 1:00PM to check in will NOT be eligible for show.

8. **FAIR LOAD AND VET CHECK-IN FORM** - **MUST accompany ALL animals** upon arrival at the Sauk County Fairgrounds. ONE form should be completed PER LOAD, not by each exhibitor. This form should be completed prior to arriving at the fair. Forms are available online at www.saukcountyfair.com. Also, at the end of the fair book.
- Veterinarians will be at the entrance gate to review and collect the Fair Load and Vet Check-In Form. Veterinarians will also collect all state mandated health certificates. (refer to health rules above)
9. **VETERINARIAN**
- Veterinarians will perform a well animal check at the gate before animals are cleared for unloading.
 - A veterinarian will conduct a daily inspection of all livestock at the fair. The appointed licensed veterinarian shall also have the responsibility of reviewing all records required for entry to the Fair. If the veterinarian detects a problem with an animal, the exhibitor will be responsible for payment of treatment.
10. **SWINE:** An exhibitor may enter up to 3 swine in entry classes under this subsection and may receive up to 2 premiums in any entry class under this subsection.
11. **HEALTH CERTIFICATES EXHIBITORS NAME MUST BE ON HEALTH CERTIFICATES- IF IN PARENTS NAME-** Use a marker and add name at top of certificates, for fair identification.
12. **ANIMAL IDENTIFICATION**
- All animals must be identified with the name of the exhibitor and the youth organization they belong to. (Barn Cards can be picked up at the Fair Office).
 - You may also use your own as long as they have the proper information on them.
13. **CATTLE ANIMAL DISEASE**
- Cattle affected with ringworm, warts, mange, or scab may not be exhibited. Unless the veterinarian verifies in writing that the ringworm lesions or warts are inactive and incapable of transmitting the disease.
 - Any cattle found with ringworm, warts, mange, or scabs that are active shall be removed from the premises of the fair.
 - If the exhibitor questions the superintendent about the removal of the animal, a veterinarian will be called to the fairgrounds to determine if the ringworm is active and the vet on call shall be the expense of the exhibitor. (See specific Health Rules under each dept.)
14. **PENALTIES**
Section 95.19 of the Wisconsin Statutes provides in part: "No person shall...exhibit at any fair any animal afflicted with or exposed to any contagious and infectious disease." It is a misdemeanor to exhibit animal contrary to this section. In addition, it is provided that any person violating this provision shall be liable to any other person who sustains damages be reason of such violation.
15. **LIVESTOCK RULES**
- All livestock and animal buildings will close at 10 PM, **NO EXCEPTIONS!** Signs will be posted in all livestock and animal buildings. Exhibitors must leave the barns at this time.
 - Once all livestock buildings are closed, gates will be put up on the entrances of each barn to contain livestock overnight.
 - For security purposes, livestock building lights will be kept on overnight. (This rule is adaptable to change per species superintendent)
 - Exhibitors bringing in exhibits after WED. 1 PM to check-in will **NOT** be eligible to show.
 - Market livestock weighing over the maximum weight will still be eligible for the market animal sale, but the buyer of the market animal will only have to pay up to the maximum weight.
 - Dairy or meat buck weighing over 83 ½ lbs. will be disqualified and not eligible for show and may be sent home ***
16. **PREMISE ID/ANIMAL ID**
- The premise ID # and animal Id are required to be entered online, to have entry accepted.
 - Animals must have an ID. If you do not have this information, your animal will be sent home. This applies to ALL animal entries staying at the fairgrounds (except rabbits). It does not apply to cats, dogs, or small animal pets, which are all shown and then leave the fairgrounds the same day.
17. **EDUCATION REQUIREMENTS- Dairy, Beef, Swine, Sheep, Goats, Horse, Poultry, Rabbit & Domesticated Exotic exhibitors must complete one YQCA course each year. YQCA- <https://yqcaprogram.org/>**
The Youth for the Quality Care of Animals (YQCA) curriculum is broken into four levels: Junior ages 8-11, Intermediate ages 12-14, Senior ages 15-18, and Young Adult ages 19-21. The content is focused on food safety, animal well-being, and character. Topics include but are not limited to Animal Identification, Daily Animal Care, Administering Animal Health Products, Providing Quality Care, Herd Health Plan, Providing Quality Feed, Sharing the Story Goals to Success, and Ethics in The Show Ring.
- YOU DO NOT NEED TO UPLOAD THE CERTIFICATE AT REGISTRATION-certificates are provided to the fair.**
17. **BARN DECORATIONS**
- It is recommended that barn decorations be the same within each club.
 - If several clubs are sharing space, the decorations should be the same.
 - Check your specific animal department and superintendent for specific decorating directions.

Animal Specific Rules & Regulations- Animal Exhibitors Continued

18. **DRESS CODE** - Exhibitors are allowed to wear tasteful clothing in the show ring that excludes farm/club/chapter/association affiliation wording and logos.
19. **EARLY RELEASE**-It is up to the Fair Board's discretion to release animals due to environmental conditions or for the safety/health of the animal.
20. **HERDSMANSHIP: Herdsmanship is important to the public image of agriculture.** Herdsmanship helps youth learn skills in making a presentable exhibit for the public as well as learn skills in courtesy, cooperation, neatness and proper care of animals. Herdsmanship Judging will take place on Wednesday-Sunday 9 am and 9 pm by two to four individuals. Results will be announced Sunday at 3pm. All ties will be broken by the Livestock Superintendent or Herdsmanship judges. The 1st place herdsmanship award recipients for each species (beef, dairy, goat, exotics, sheep, swine, horse) will receive their name on a plaque that will be in each barn. The plaque will be added to each year. Herdsmanship Judges will be scores will be based on the following: cleanliness and care of the animal, aisles and walkways, equipment storages, identification and signage, decorations, educational components, and public presence.
21. **PROFESSIONAL FITTERS/FITTING**
 - a. **Beef, Swine, Sheep, Goat** - Only the father, mother, guardian, grandparent, siblings or other Sauk County Fair junior exhibitors may assist in fitting a beef, swine, goat or sheep project.
 - b. **DAIRY** - Fitters are allowed to clip animals on the Fairgrounds. It is highly recommended that the exhibitor be present to observe the fitter, so it may be a learning experience for the exhibitor.
 - c. **ALL Species:** To maintain a high degree of confidence and integrity in the livestock shows, Sauk County Fair reserves the right to disqualify any animal fitted in an unethical manner and disqualify the exhibitor. Unethical fitting is prohibited and shall include any injection of gas, solid or liquid to alter the normal conformation. Treating the udder internally or externally with an irritant or other substance to artificially improve conformation is prohibited. Additionally, any cutting or tearing of the hide, cutting, or tearing underneath the hide or removal of tissue in any attempt to alter the shape or appearance is prohibited. Attempts to disrupt or change normal dental development, dyeing or coloring hair, adding artificial tail heads, switches, polls, hair, and heels, as well as any attempt to change the conformation and degree of firmness by administration of fluids internally or externally in a liquid or solid state is prohibited. The use of clenbuterol is prohibited.
22. **SHOWMANSHIP**-*Grades are based on the grade you were in in January. All showmanship classes are under placed using Danish Judging.* Showmanship will be judged on the basis of: Showmanship, appearance and neatness of showman
23. **TRAILER/VEHICLE INFORMATION*****
 - a. **Please take your trailer home after animals are unloaded. Trailers are not allowed to stay on the fairgrounds.
 - b. No vehicles or trailers will be allowed in the barn area, during the week, including Sunday prior to the exhibit release time of 4:00 PM. Violators will be subject to fines by Baraboo Police Department.
 - c. EXHIBITORS BREAKING THE RULE WILL RESULT IN THE EXHIBITOR LOSING THEIR CURRENT Year PREMIUMS.
 - d. ***DO NOT BRING TRAILERS AND TRUCKS PAST BARRICADES BEFORE 4 PM ON SUNDAY, OR AT ANY OTHER TIME NOT LISTED!**
 - e. **The only exception is for pre-approved trailers, including trailers loading animals going directly to market at 2:00PM Sunday.

Each Project (dependent on number in project) may apply to their superintendent for an approved feed trailer, to be shared. There are a limited number of these trailer passes available to projects.

 - a. Submit form by Monday of fair, to superintendent or office. An approved trailer will be registered and given a pass by the fair office; approved trailers will have the pass displayed on the trailer. The trailer will need to stay parked in the approved location until 4:00PM Sunday of fair. Trailers approved for project are for all project members.
24. ****TACK SUPPLIES****
 - a. Extra feed, etc may be unloaded, next to buildings-
 - b. **ONLY between 6AM - 8AM each morning of fair & between 9PM - 10PM each evening**
 - c. NO VEHICLES will be allowed next to buildings at any other time.
25. **OTHER ANIMALS** Dogs and / or other pets will not be allowed in the barns except for service dogs, check in at office.
26. **TENTS/ PORTABLE AWNINGS**- Tents, Portable Pop-up Tents and Awnings need to go in approved areas. Ask if you are unsure where the tents can be put up. We suggest that clubs and projects go together to share tents. To prevent blockage of fire lanes, roadways or entrances ask for guidance or you may be asked to take down the tent.
27. **WASH RACK**
 - a. Washing animals is only allowed at the wash rack(s).
 - b. Any exhibitor found to be washing animals outside of those areas will not be allowed to show their animals in competition.
 - c. Be considerate of exhibitors trying to wash animals on that animal's show day.

GO TO EACH DEPARTMENT FOR SPECIES SPECIFIC RULES AND REGULATIONS. READ THROUGH ACH SPECIES-SPECIFIC RULE AND ASK QUESTIONS OF THE SUPERINTENDENT IF YOU DO NOT UNDERSTAND.

LIVE MARKET ANIMAL SALE - Rules & Regulations

Where: Sauk County Fairgrounds **Date:** Saturday **Time:** 1:00 PM

- **TIME/LOCATION** -The Live Market Animal Sale is held at 1:00 PM on fair Saturday in Progress Hall. Livestock lots from the market classes in the beef, sheep, swine, goat, poultry and rabbit projects are eligible to sell. The youth is charged a 5% commission on proceeds, which is divided as follows: 3% to the Sauk County Agricultural Society, Inc. and 2% to the Sauk County Meat Animal Sale Committee (MASC).
- **SHOWMANSHIP** – Exhibitor must show in showmanship, for the species they are selling, to be eligible for Live Market Animal Sale
- **PURCHASES** - All animal lots are eligible to be purchased as the animal or on buyer-support. Buyer-support means that the buyer pays only the difference between final bid and current market price. It is then the youth's responsibility to market the animal. All species (except of poultry and rabbits) are sold by the pound. Poultry and rabbits are sold by the lot.
- Arrangements may be made between exhibitors and buyers to exhibit the animal at another show.
- If 100% of earnings from sale animal is donated to a charity, the check will be written to that charity, not the Individual/youth that donated the sale animal.
- **OTHER FAIRS SALES** – If animal has already been sold at a previous livestock show/fair it may not be sold at the Sauk County Meat Animal Sale or come out for champion drive. If youth are found to be in violation of the above stated, they will forfeit the ability to sell in the following year's sale. If it is the youth's last year to sell in the Meat Animal Sale, they will forfeit the monies earned at the Meat Animal Sale.
- **SWINE** - The Swine Show will not be a terminal show, if swine are not purchased outright in the auction; exhibitors are responsible for selling their animals. The exhibitor is responsible for contacting the processor with instructions for personal sales by the Tuesday after the Fair. The Sauk County Agricultural Society, Inc. Board, Meat Animal Sale Committee (MASC) and the processor **ARE NOT** responsible for animals that do not have processing instructions called in by Tuesday after the Fair.
- **CARE** - It is the exhibitor's responsibility to continue to care for the animal until it is loaded on the buyer's truck. All animals going direct to market may be loaded onto buyer's truck no earlier than 2:00 PM on fair Sunday. No other animals, market or breed, may do this!!! This arrangement is for buyer/market convenience
- **PROCESSING** – The exhibitor is responsible for contacting the processor with instructions for personal sales by the Tuesday after the Fair. The Sauk County Agricultural Society, Inc. Fair Board, Meat Animal Sale Committee (MASC) and the processor **ARE NOT** responsible for animals that do not have processing instructions called in by Tuesday after the fair.
- **ELIGIBLE SPECIES – All (Beef, Swine, Sheep and Goat) MARKET CLASSES NEED TO BE IDENTIFIED CENTERALLY, WITHIN SAUK COUNTY. BEEF MARKET CLASSES NEED TO BE WEIGHED IN CENTERALLY WITHIN SAUK COUNTY. BEEF MARKET CLASSES** must have pre-weighed and correctly tagged their animals during county-wide weigh-ins. All **Swine** exhibitors must have properly tagged and identified their animals by May 17. ALL goat exhibitors must have correctly tagged their **MARKET GOAT** animals during county-wide tagging. All **Sheep** exhibitors must have properly tagged and identified their animals by May 17. These animals will again be weighed on animal check-in day of the fair at time and location as posted in premium book.
- All **swine** exhibitors must have properly tagged and identified their animals by May 17. These animals will again be weighed on animal check-in day of the fair at time and location as posted in premium book.
- Exhibitors must assist with the weighing of their animals or have made prior arrangements for it to be done by others. **NO WEIGH-BACKS AT ANY TIME.**
- **SELECTION** - Animals will be selected during their representative species show by the judge. Up to 35 steers, 35 hogs, 30 sheep, 12 goats, 12 lots of poultry and 6 lots of rabbits may be selected. Judges have the right to choose less or none if animals are inferior to current market appeal.
 - **ROTATION FOR MARKET SALE - Subject to change**
 - **2025-** Beef, Swine, Sheep, Goats, Small Animals
 - **2026** – Goats, Beef, Swine, Sheep, Small Animals
 - **2027** – Sheep, Goats, Beef, Swine, Small Animals
- **GRAND CHAMPIONS & RESERVE GRAND CHAMPIONS** -All qualifying youth may sell one animal lot only. The only exception to this rule is if youth has earned multiple Grand Champion or Reserve Grand Champions in same or different species, then both Grand Champion and Reserve Grand Champions must sell.
- **BUYER THANK YOU** - Each youth must turn in, to their species superintendent, a hand-written thank you note to the buyer that is addressed and stamped. The thank you is due by 3:00 PM on fair Sunday. If not turned in, you will not get a check!

ADDITIONAL ITEMS

● SPECIES SPECIFIC REQUIREMENTS

Each superintendent with proper notification in fair book posting may add additional requirements for youth to meet sale eligibility. These may include mandatory meetings, animal weight limitations, un-horned animals, etc. It is the youth's responsibility to understand and fulfill those additional items. Superintendents have the final say as to youth's meeting those extra eligibility items.

- **NOTE: Animals weighing over the maximum weight (listed below per species) will still be eligible for the sale but the buyer of the animal will only pay up to maximum weight.**

BEEF

- Market heifers and steers will be weighed on entry day
- Market beef - minimum weight of 1,025 lbs., maximum weight of 1,375 lbs.
- Dairy steers - minimum weight of 1,025 lbs., maximum weight of 1,500 lbs.

MARKET HOGS

- Market hogs will be weighed on entry day. Minimum weight of 235 lbs., maximum weight of 285 lbs. The hog show will not be a terminal show.

MARKET LAMBS

- Market Lambs will be weighed entry day. Minimum weight of 100 lbs., maximum weight of 150 lbs.

LIVE MARKET ANIMAL SALE - Rules & Regulations Cont'd

MARKET GOATS

- Market goats will be weighed on entry day
 - Market Meat goat is one born after January 1 of the exhibit year
 - Dairy Wether goat is one born after August 1 of the previous exhibit year
 - Market goats may be shown in market or breed class, not both
 - Dairy Buck & Meat Buck - minimum weight of 45 lbs., maximum weight of 75 lbs.
*** meat buck weighting over 83 ½ lbs. will be disqualified and not eligible for show, and may be sent home ***
- Dairy Wether & Meat Wether - minimum weight of 45 lbs., maximum weight 120 lbs.

MULTIPLE Species -Youth with animals qualifying in different species must choose one, notify all involved superintendents as soon as possible and no later than 7:00 PM on fair Thursday or upon completion of all market animal sale selections. All qualifying youth may sell one animal lot only. The only exception to this rule is if youth has earned multiple Grand Champion or Reserve Grand Champions in same or different species, then both Grand Champion and Reserve Grand Champions must sell. All Grand Champion and Reserve Grand Champion animals from qualifying youth MUST sell.

SALE PARTICIPANT MEETING SALE PARTICIPANT MEETING (exhibitors and their parents) are required to attend the sale participant meeting on Saturday morning at 9:30 AM in Progress Hall. Participants are responsible for assisting in the set-up on Progress Hall directly after the meeting.

NOTE: Animals weighing over the maximum weight (listed below per species) will still be eligible for the sale but the buyer of the animal will only pay up to maximum weight.

ANIMAL DRUG VIOLATIONS

If you want to protest any animal violations you must submit in writing to the fair office your name, contact information, \$50.00 and a summary of the alleged possible list of drugs misused on animal. A sample from the animal(s) in question will be drawn within 12 hours of the filing. If the sample reveals a problem (unapproved drugs for market animals) the deposit will be returned. If the carcass of an animal is deemed not to be marketable or saleable, all sale proceeds will be refunded to the buyer. If a sample is positive the youth exhibitor will not be eligible for exhibition at State Fair of current or following year or County Fair of following year.

DISPUTES - In the event of rule infractions and/or disputes between buyer and seller or rule interpretation, the Sauk County Agricultural Society, Inc. Board of Directors will make final rulings.

OTHER

- Youth should be present to sell their own animal. Notify superintendent as early as possible if other arrangements need to be made.
- Youth attire and animal cleanliness and fitting should be the same as show day.
- Youth should assist with set-up and tear-down of auction area in Progress Hall. Please report to Progress Hall at 9:30 AM on the day of the sale. Remember, you profit from the sale, so please help!
- Posting of buyer's name and sale price by animal stall is MANDATORY. Signs are available from each superintendent.
- Youth should send invitations to new prospective buyers 2-4 weeks prior to the fair.

Sauk County Fair Carcass Ultrasound Show

- Any of the following animals that are eligible for the Live Market Animal Sale can be entered into the Carcass Ultrasound Show: Beef, Dairy Beef, Beef Heifer, Swine, Sheep or Goat.
- There is no limit on the number of animals an exhibitor may enter into the Carcass Ultrasound Show, premiums will only be paid on two animals.
- Exhibitors must sign up for the Carcass Ultrasound Show through the Sauk County Fair online entry system, by registration deadline of the current fair year.
- Exhibitors must attend a meeting to be held after the fair (time to be announced at fair) in order to obtain results on their animals.
- Exhibitors will be responsible for bringing their animals to the area for them to be scanned. Times and locations will be posted on the day of the scanning.
- Exhibitors will need to provide official ID's and weights to the parties taking information for the Carcass Ultrasound Show.
- Exhibitors will allow the judge to use oil on the surface of the animal to allow ultra-sounding of the animal.
- The judge will be the person scanning the animals.
- All results will be final.

SAUK COUNTY FAIR MASTER SHOWMAN CONTEST RULES

SAUK COUNTY FAIR MASTER SHOWMAN CONTEST RULES Sunday of the fair week at 10:00 am Progress Hall

1. Departments: The following departments will participate in the Master Showman Contest: Dairy, Beef, Swine, Sheep and Goats.
2. Participants: The top two winners of Senior Showmanship in each of these species will participate in the Master Showmanship Contest.
 - If a winner from one of the above stated classes chooses not to participate in the Master Showman Contest, the option to participate will default to the third-place winner in that class.
 - If a member is eligible to participate in the Master Showman Contest in more than one species, he/she must choose the species in which he/she will participate by Friday afternoon at 4:00 pm. The participant must inform BOTH species Superintendents and the Master Showman Contest Organizer of his/her decision. The third-place winner in their non-chosen species will have the option to participate.
3. Master showmanship participants will meet Saturday morning at 9:00 am in Progress Hall for a short meeting about expectations/rules.
4. Each participant will show an animal from the project in which they won Senior Showmanship first, then an animal from each of the other four species through the rotation. The Superintendent of each species will be in charge of selecting two animals to be used for the Master Showman contest, with the approval of the owner of the animals selected.
5. There will be five judges, one representing each species. The superintendent of each participating species will assist the Master Showman Organizer with selection of needed judges.
6. Each judge will use a 1-10 scale to evaluate each participant in categories such as showing the animal, species knowledge and appearance/attitude.
7. Five minutes will be allowed for the participants to show each species. The timekeeper will notify the participants and the judges when one minute is left for each round. Please note - all species will be shown simultaneously in the same showing. The rotation of species shown will be discussed at the pre-contest meeting.
8. If items such as a brush, show stick, comb, etc. are necessary to show your species, please bring them with you to the Master Showman contest. These items will be passed to the next participant who will show that species.
9. A final rotation will involve public speaking. Each participant will be asked to answer four questions. Each participant will speak to the same questions.
10. Results will be determined by totaling all rotations scores.
11. Non-cash awards will be given for Grand Champion Senior Showman and Reserve Champion Senior Showman.
12. In the case of a tie, the participant with the top public speaking score will be deemed the Champion. If in the event a tie is still not broken, a random question will be drawn from a hat in which the participant will answer. Audience applause will be asked for in order to determine the winner of the final tie breaker.
13. The decision of the judges and the Master Showman Contest Organizer are final.

DEPARTMENT 1 - DAIRY

Dairy Animal Superintendent Check-In, Fair Week
Wednesday from 10:00 AM-3:00 PM

Fairgrounds Veterinarian Check-in ends at 1:00pm

Judging on Fair Week Friday 8:00AM

Superintendents – Brad Anderson & Gary Kaun; info@saukcountyfair.com

Requirements

- Members must furnish feed, bedding and necessary equipment.
- Cattle under quarantine by DATCP are not eligible for exhibition.
- The superintendent will do check in from 10AM -3 PM in Progress Hall for any cattle ready and in place to check in.
- Report any animals that were left at home for any reason to superintendent.

REGISTERED CATTLE

1. A managerial animal is an animal that is under the daily care of but not owned by the exhibitor.
2. Exhibiting of managerial animals in the Junior Division is open to all dairy exhibitors - regardless of age of animal.
3. All registration certificates for all bovine must be presented to the superintendent, by 8AM on the day of the show or cattle will be shown in the grade classes. Telegrams, telephone calls, faxes and other communications from breed association certifying applications for registration will not be accepted.
4. Ownership by a junior exhibitor is established when an animal is recorded in the name of the junior exhibitor only.
5. "Ownership of all calves and yearlings must be owned or transferred to the exhibitor's name on or before MAY 1 of the year in which the animal is exhibited. For any animal that is 2 years and older or has calved at least once, the ownership or transfer date must be before Jan. 1st of the show year to be eligible for State Fair."
6. Registered two (2) year old and older cows may be shown in the registered class even if it is not in the exhibitor's name. However, if the animal is to be exhibited at the Wisconsin State Fair, then rule 4 applies. This applies to the Sauk County Fair only.

GRADE CLASS

Rules for grade classes are exactly the same for registered cattle with the exception of registration paper verification.

AGE CLASSIFICATIONS:**AGE CLASSIFICATIONS:**

Spring Heifer – Born on or after March 1 , of the current Exhibit year: (must be 4 months old day of show).

Winter Calf: Born December 1, year preceding Exhibit Year - February 29, of the current Exhibit year.

Fall Calf: Born September 1 - November 30, year preceding Exhibit Year.

Summer Yearling: Born June 1 - August 31, year preceding Exhibit Year.

Spring Yearling: Born March 1 - May 31, year preceding Exhibit Year.

Winter Yearling: Born Dec. 1, second year preceding Exhibit Year - Feb. 29, year preceding Exhibit Year.

Fall Yearling: Born September 1 - November 30, second year preceding Exhibit Year.

Two-Year-Old: Born September 1 - three years preceding Exhibit Year - August 31, second year preceding Exhibit Year.

Three-Year-Old: Born September 1, four years preceding Exhibit Year - August 31, three years preceding Exhibit Year.

Four-Year-Old: Born September 1, five years preceding Exhibit Year - August 31, four years preceding Exhibit Year

Five-Year-Old & Older: Born before September 1, five years preceding Exhibit Year.

Dry Cow: Over 2 yrs. old and has milked a minimum of 280 days and is in dry form.

Show Order - 8:00 AM Start

- 2 Year Old Cows
- 3 Year Old Cows
- 4 Year Old Cows
- 5 + Year Old Cows
- Dry Cow Class
- Sr. Champion
- Showmanship
- Calf Classes
- Jr. Champion
- Supreme Overall Champion
- Bred & Owned
- Club Herd

Premiums for Registered Dairy Cattle

Spring, Fall & Winter Heifer Calf: 1st - \$9.00 and - \$8.00 3rd - \$7.00 4th - \$5.00

Summer, Spring, Winter & Fall Yrlg. Heifer: 1st - \$11.00 2nd - \$9.00 3rd - \$7.00 4th - \$5.00

2-3, 3-4, 4-5 & Dry Cow: 1st - \$12.00 2nd - \$10.00 3rd - \$8.00 4th - \$6.00

Premiums for Grade Dairy Cattle

Spring, Fall & Winter Heifer Calf: 1st - \$8.00 2nd - \$7.00 3rd - \$6.00 4th - \$5.00

Summer, Spring, Winter & Fall Yrlg. Heifer: 1st - \$8.00 2nd - \$7.00 3rd - \$6.00 4th - \$5.00

2-3, 3-4, 4+ & Dry Cow: 1st - \$9.00 2nd - \$8.00 3rd - \$7.00 4th - \$5.00

- Champions will be awarded in separate Grade & Registered divisions only if ten or more animals are exhibited in that breed,
- otherwise champions will be combined grade & registered in that breed.
- Any animal that is a Beef/Dairy crossbred must be shown in the Beef/Dairy crossbred Beef Show.
- To be eligible for the dairy show, the animal must be 100% dairy.

Dairy Classes

Class 1 – Registered Holsteins

Class 2 – Grade Holsteins

Class 3 – Registered Guernseys

Class 4 – Grade Guernseys

Class 5 – Registered Brown Swiss

Class 6 – Grade Brown Swiss

Class 7 – Registered Jerseys

Class 8 – Grade Jerseys

Class 9 – Registered Milking Shorthorns

Class 10 – Grade Milking Shorthorns

Class 11 – Registered Ayrshires

Class 12 – Grade Ayrshires

Item #	Description
1	2 Year Old Cow
2	3 Year Old Cow in milk
3	4 Year Old Cow in milk
4	5 Year Old and over in milk
5	Dry Cow – 2 Years & Over
6	Spring Heifer Calf
7	Winter Heifer Calf
8	Fall Heifer Calf
9	Summer Yearling Heifer Calf
10	Spring Yearling Heifer Calf
11	Winter Yearling Heifer
12	Fall Yearling Heifer

Class 13 Bred & Owned Class—by exhibitor (not farm—must be in Junior exhibitor's name). Bring papers to ring to verify.

Class 14 – Club Herd (no entry required)

1. Mixed or all of one breed - 5 animals (minimum) – Maximum - 7 – with 3-7 exhibitors

Class 15 - Dairy Showmanship & Fitting (must be entered on your online entry form to receive premium money & ribbons)

1. 1st Year Showmanship (8-12 Year Olds only) – If you enter in this class you MAY NOT enter in another Showmanship Class

2. Grades 3-5 ; 3. Grade 6-8; 4. Grade 9-10 5. Grade 11+

The first and second blue ribbon exhibitors from each of the above classes will compete for Top Dairy Showman

Premiums for Dairy Showmanship & Fitting: 1st - \$3.00 2nd - \$2.50 3rd - \$2.00 4th - \$1.50

DR. W.I. BIBLE TRAVELING TROPHY (Person recognized as starting 4-H in Sauk County) – Open to current showmanship winners and previous Dr. Bible winners. *Sponsored by Former South Lime Ridge 4-H Club members.* *Previous winners of the Dr. Bible Trophy will be judged on Friday with Senior Division and are eligible for regular showmanship competition in their age category. Trophy should be returned to the fair office the following year. (When an exhibitor wins the Dr. Bible Trophy a 3rd time in their show career, they get to keep the trophy).

BEST BARN EXHIBIT - - Groups keeping their stalls, animals and other properties in the most attractive appearance throughout the fair. All clubs, chapters, and youth organizations are eligible to participate. Judging will take place daily throughout the fair. Points

considered in placings:

- A club display and work done by members.
- An attractive exhibit, which indicates club name and exhibit boundaries.
- Care and appearance of animals and equipment.
- Courtesy of club members. Someone present during the day. No unnecessary loitering. (See Behavior Rules) DAIRY HERD

DAIRY HERD IMPROVEMENT PRODUCTION AWARD

The South Central DHI Milk Testing Cooperative will recognize the highest producing cow in each class of the Junior Fair Dairy show. **PRIOR TO THE SHOW ****** Exhibitors are to submit (ILC) Individual Cow Record, which you can obtain from your field technician, on their animals prior to the show. Records must be a completed record. Records from all type tests (except Profitest) are eligible. Animals of all breeds, registered or grade are eligible, including dry class animals. The highest actual 305 days (or less) pounds of milk produced by a cow in the class will receive the award.

Holstein	18,168 lbs.	Brown Swiss	13,865 lbs	Guernsey	12,271 lbs.
Jersey	11,070 lbs.	Ayrshire	13,452 lbs.		

STATE FAIR INFORMATION- Sauk County Fair provides this info as a service, always check with the State Fair for most current info or changes. All animals in the Junior Dairy Dept. two years or older must be registered or transferred on/or before January 1st of the Fair year in the name of the exhibitor. Updated in 2012 (Check WI State Fair Rules for updated information): Co-ownership will be allowed as long as the exhibitor's full name appears on the registration paper along with any other individual under 21 years of age as on January 1st of the current year.

DEPARTMENT 2 - BEEF CATTLE

Weigh in – Saturday, February 1st, 2025; Saturday, February 7th, 2026 and Fair Week Wednesday @ 1:00 – 3:00PM

Judging: Fair Week Thursday @ 9:30AM; Progress Hall

Superintendent – Doug Larsen & Don Larsen info@saukcountyfair.com

Requirements

- It Is Strongly suggested That All Animals Be Double-Tied
- Only 2 market animals may be shown by one exhibitor & they must be in different weight classes.
- Only one animal may be sold at the Live Market Animal Sale.
- Showmanship is required for Live Market Animal Sale
- Market Classes: (a) General. A fair board may establish market beef entry classes under pars. (b) and (c). Animals entered in market beef entry classes shall be raised to be sold at market and shall be shown by weight. Entries may include beef, crossbred beef, dairy beef cross or dairy beef breeds. A fair board may establish weight limits for each entry class but may not limit entry classes by breed or sex. If 16 or more animals are entered in any entry class, that class may be divided into 20 or more approximately equal subclasses and each subclass may be judged as a separate entry class. An exhibitor may not enter more than one animal under this subsection.
- Market heifers may not be shown in the breeding stock classes
- Feeder Calves need to be banded or surgically cut (castrated). No crimping.

Age Classification - (All Classes)

Senior Calf - born during the period Sept. 1 to Dec. 31 (fall) of year preceding exhibit year

Junior Calf - born on or after Jan. 1 of exhibit year (spring). Calf shall be at least 3 months old at time of exhibit

Summer Yearling Heifer- born during the period of May 1 to Aug. 31 of year preceding exhibit year.

Junior Yearling Heifer - born during the period Jan. 1 to April 30 of year preceding exhibit.

Senior Yearling Heifer - born during the period Sept. 1 to Dec. 31 of 2nd year preceding exhibit year.

2-Year - Old Cow & Over with Calf 7 Mos. Or Younger, Purebred or Grade - born before Sept. 1 of second year preceding exhibit year with calf 7 months old or younger

Beef Classes **Premiums for market classes: 1st - \$8.00; 2nd - \$7.00; 3rd - \$6.00; 4th - \$5.00**

Class 1 – Market Animals Items #'S

1. **STRAIGHT BRED BRITISH (Angus, Hereford, Shorthorn) BEEF STEER** (Both Parents Must Be Same Breed)
2. **STRAIGHT BRED EXOTIC BEEF STEER** (Both Parents Must Be Same Breed)
3. **MARKET CROSSBRED BEEF STEER** (Both Parents Beef Breed)
4. **MARKET DAIRY-BEEF CROSS STEER** (Animal must be at least 50% dairy) - Any animal that is a dairy/beef crossbred must be shown in the dairy/beef crossbred show unless animal is 100% dairy
5. **MARKET DAIRY STEER** (Both Parents are Dairy Breeds)
6. **FALL FEEDER CALF** - Born Sept. - Jan. 1
7. **SPRING/SUMMER FEEDER CALF** - Born Jan. 2 - July
8. **PAIR OF SUMMER MARKET ANIMALS** (by same exhibitor)
9. **MARKET HEIFER** (not breed specific)

*Beef classes will be broken down by weights after all steers have been weighed in.

Premiums for Beef Breeding Classes

Classes may be split, into more than one group, if classes are to large.

Junior Heifer Calf	\$9.00	\$8.00	\$7.00	\$5.00
Senior Heifer Calf	\$11.00	\$9.00	\$7.00	\$5.00
Senior Yearling Heifer	\$11.00	\$9.00	\$7.00	\$5.00
Summer Yearling Heifer	\$11.00	\$9.00	\$7.00	\$5.00
Junior Yearling Heifer	\$11.00	\$9.00	\$7.00	\$5.00
Jr. & Sr. Bull Calf	\$11.00	\$9.00	\$7.00	\$5.00
Cow - 2 & over with calf - 7 mos. or younger.	\$11.00	\$9.00	\$7.00	\$5.00

Classes - Breeding classes will include both polled and dehorned

Class 10 – Angus	Class 11 – Charolais	Class 12 – Gelbvieh
Class 13 – Hereford	Class 14 – Limousin	Class 15 – Maine – Anjou
Class 16 – Red Angus	Class 17 - Shorthorn	Class 18 - Simmentals
Class 19 – Any Other Breed	Class 20 – Crossbreds	

Item #	Description of Class
--------	----------------------

1	Junior Heifer Calf (purebred or crossbreds)
2	Senior Heifer Calf (purebred or crossbreds)
3	Summer Yearling Heifer (purebred or crossbreds)
4	Junior Yearling Heifer (purebred or crossbreds)
5	Senior Yearling Heifer (purebred or crossbreds)
6	Cow 2+ over with calf – 7 mos. Or younger (purebred or crossbreds)
7	Jr. Bull Calf (purebred or crossbreds)
8	Sr. Bull Calf (purebred or crossbreds)

Champion Beef Female - All Breeds - Ribbon & Trophy Reserv

Champion Beef Female - All Breeds - Ribbon & Trophy Champion - Ribbon - Each Breed

Class 25 - Beef Showmanship - Must enter on your fair online entry.

1. Grades 3-5
2. Grades 6-8
3. Grades 9-10
4. Grades 11+

Premiums: 1st - \$3.00; 2nd - \$2.50; 3rd - \$2.00; 4th - \$1.50

Educational Display: See Dept. 10, Class 3

Class 300- Carcass Ultrasound Show- See Rules Above

1. Animal one
2. Animal two

Club Herd: 4 animals shown by 2 or more exhibitors from the same club. *Sponsored by Otter Creek Farm.*

Mr. and Mrs. Dan Thieding & Family Traveling Trophy

Dan Thieding and family, Rock Springs, will present a traveling trophy to the best showman in beef of the Junior Fair. An exhibitor must win the trophy three (3) times to become the permanent owner. (Not consecutive years.) Trophy should be returned to the fair office the following year.

DEPARTMENT 3 - SWINE

Weigh in: Fair Week Wednesday @ 9:00 – 11:00AM

Judging: Fair Week Thursday @ 8:00 AM; WCCU Livestock Pavilion
 Superintendent – Sydney Bailey; Becky Riberich info@saukcountyfair.com

Requirements

MARKET SHOW - MARKET CLASS

- **NEW! For Swine Identification-All hogs will be identified by completing the Swine Identification sheet with ear notches, an ear tag, distinctive color patterns and the sex.**
 - ****Exhibitors may be identified by a Wisconsin State Fair Tag, used to identify their animal/per the rules of WI. State Fair**
 - ****OR Exhibitors should contact the superintendent or fair office to get Sauk County Fair Ear tags for their animals. Identification sheets must be uploaded into the registration entry system by Close of Registration***
 - A required market ID form must be completed for each animal– check fair website or watch your club newsletters for more details. All hogs must be identified by ear notch and ear tag. The ear notching should have been done shortly after the animal was born. Vo-Ag and/or leaders are not responsible for ear notching your animal. Each youth is allowed to identify six market hogs.
 - Swine from within Wisconsin need a Wisconsin intrastate certificate of veterinary inspection (CVI or health certificate): Stating that the entire herd of origin was inspected on the farm within 30 days before the show and showed no signs of disease.
 - Swine from outside of Wisconsin, see DATCP rules in back of fair book.
 - ****New** All swine must have a PRRS (Porcine Reproductive and Respiratory Syndrome) and SECD (Swine Enteric Coronavirus Disease) test of the herd of origin within 90 days of the exhibition.**
 - Animal must be born after January 1 of the exhibit year.
 - To be eligible for the Live Market Animal Sale swine must be a minimum of 235lbs and no more than 285lbs maximum. Your hog may weigh over 285 lbs; however, it will only sell at that maximum 285lbs.
-
- **NOTE: Animals weighing over the maximum weight (285lbs for swine) will still be eligible for the sale but the buyer of the animal will only pay up to maximum weight.**

If you are entering 2 barrows or gilts - please list twice on your online entry form

Class 1 – Market Class Danish Judging

1. Berkshire
2. Chester White
3. Crossbred
4. Duroc
5. Hampshire
6. Hereford
7. Landrace
8. Poland China
9. Spotted
10. Tamworth
11. Yorkshire
12. Any other breed

****All purebreds must have registration papers, if not they will be marked as a crossbred.**

***Each youth is allowed to show two market hogs (barrows, gilts, or one of each.)**

***Classes will be split up by breed and weight. Barrows and gilts will be shown together. Only one animal will be allowed to sell.**

***If there are less than five hogs per breed they will be put into an Any Other Breed Class.**

- Overall Grand Champion Market Hog
- Reserve Grand Champion Market Hog

****Championship drive will consist of each breed champion.**

Premiums: 1st - \$6.00; 2nd - \$5.00; 3rd - \$4.00; 4th - \$3.00

Class 2 – Swine Showmanship

1. Showmanship- 1st year Swine Showman regardless of age (if you enter this class, you may not enter any other Swine Showmanship Class)
2. Showmanship Grades 3-5
3. Showmanship Grades 6-8
4. Showmanship Grades 9-10
5. Showmanship Grades 11+

Premiums for Showmanship: 1st - \$3.00; 2nd - \$2.50; 3rd - \$2.00; 4th - \$1.50

Class 300 - Carcass Ultrasound Show- See Rules Above

1. Animal one
2. Animal two

Club Award For Clean Pen And Promotion

Sponsored by Sauk County Pork Producers and judged by the Pork Producers

Premiums: 1st place - \$20; 2nd place - \$15; 3rd place - \$10 Educational Display - See Dept. 10, Class 3

DEPARTMENT 4 – SHEEP

Weigh in – Fair Week Wednesday @ 8:00 AM –9:00 AM

Judging: Fair Week Wednesday @ 5:00 PM - WCCU Livestock Pavilion

Superintendents: - Lesa Knuth & Paula Brandt & Katie Meyer ; info@saukcountyfair.com

Regulations

- Superintendent will check in papers from 2:00-3:00PM. Papers not presented during this time will be shown in the commercial class
- Registration papers are needed for all purebred breeding stock. ALL other ewes and rams without papers, will be shown in the commercial class
- Only 4-H and FFA members or other approved Youth Group members may be in the ring at judging time.
- All breeding sheep must be owned by MAY 17th of the exhibit year. (Sheep being exhibited at State Fair must be owned by June 1 (per State Fair rules)
- A veterinarian will be checking animals every day and will determine if an animal may stay or has to be removed.
- All sheep must have scrapie tags in order to exhibit, including market lambs.

Age Classification: Base dates below apply to all breeds: Market

Lamb – is one born after January 1 of the exhibit year.

Spring Lamb – Born on or after Feb. 16th of the exhibit year

Winter Lamb – Born January 1 through February 15 of the exhibit year

Fall Lamb – Born September 1st through December 31st of the year proceeding exhibit year

Market Class:

- Each youth is allowed to exhibit 3 animals but may only sell one
- Feeder Lambs: Under 100#
- Animals are limited to one weigh-in per animal
- No blankets or sweaters may be worn at weigh-in
- See Live Market Animal Sale section for all further rules

Breeding Sheep

- Classes 1-12 are registered ewes and rams.
- Class 13 is for crossbred or non-registered ewes and rams

Premiums: 1st - \$5.00; 2nd - \$4.00; 3rd - \$3.00; 4th - \$2.00

Note: Classes 1 through 8 are for registered ewes and rams; Class 9 is for crossbred or non-registered ewes and rams

Class 1 – Southdowns	Class 2 – Hampshires	Class 3 - Cheviot
Class 4 – Suffolk	Class 5 –Dorsets	Class 6 - Dorper
Class 7 – Other Wool Breed	Class 8 –Other Meat Breed	Class 9 -Commercial

Item #	Description of Class
1	Spring Ram Lamb
2	Winter Ram Lamb
3	Fall Ram Lamb
4	Yearling Ram
5	Spring Ewe Lamb
6	Winter Ewe Lamb
7	Fall Ewe Lamb
8	Yearling Ewe
9	Mature Ewe
10	Pair of Lambs
11	Flock

Pair of Lambs - consists of 1 Ram Lamb (Spring or Fall) and 1 Ewe Lamb (Spring or Fall) owned by an offspring of exhibitor's stock.

Flock - consists of Ram (yearling or ram lamb), Ewe-lamb, Yearling, Ewe, all owned by exhibitor.

Class 14 - Market Class (If entering more than one market Lamb - Please list it that many times on your online entry form)

1. Market Lamb (incl. ewe lambs). Each youth is allowed to exhibit **3 animals** but only one can sell
2. Feeder lambs (under 100 lbs.)

Grand Champion - Ribbon; Reserve Grand Champion - Ribbon

Class 15 - Sheep Showmanship

1. 1st Year Showmanship Class: (You must enter this class on your online fair entry form.)

If you enter this class, you may not enter any other showmanship class.

2. Junior Showmanship: Open to all members in Grades 3-5 as of current exhibit year.
3. Intermediate Showmanship: Open to members in Grades 6-8 of current exhibit year.
4. Senior Showmanship: Open to all members in Grades 9+ as of current exhibit year.

Premiums: 1st - \$3.00; 2nd - \$2.50; 3rd - \$2.00; 4th - \$1.50

Class 300- Carcass Ultrasound Show- See Rules Above

1. Animal one
2. Animal two
3. Animal three
4. Animal four

Clean Pen Award-There will be a Clean Pen Award for an individual doing the best job of keeping their pen clean.

Educational display: See Dept. 10, Class 3

DEPARTMENT 5 - GOATS

Tag Day for Market goats – Saturday, May 3rd, 2025, 9am; Saturday, May 2, 2026, 9am

Weigh in-Fair Week Wednesday, 7:00 AM- 8:00 AM

Judging Fair Week Thursday, 5pm, WCCU Livestock Pavilion

Superintendent: David Cook & Sarah Cook-info@saukcountyfair.com

Requirements (See also, Livestock Health Rules)

-
- Any goat entered in Dept. 5 is **NOT** eligible to be entered in Dept. 11 and visa versa.
 - Exhibitors must be actively involved in the care/training of the goat(s) they are showing.
 - Participation in project meetings and workshops is highly encouraged.
 - Goats need official ID may be Scrapies Tag, USDA 840 button, or breed association tattoo (with paperwork, as long as it is unique to that animal).
 - Goats exposed to Scrapies will not be allowed to be exhibited.
 - Horns are only allowed according to breed standards, meat goats can have horns, dairy goats cannot.
 - In order to show in the wether class, goat must be banded or surgically wethered (no crimping). Must visually be a wether.
 - All milking goats will be milked, with the assistance of the exhibitor, in a designated area.
 - Animals excessively jumping/climbing or escaping a pen will be required to be tied for duration of Fair.
 - 10 goat entry limit per exhibitor - only one goat per lot with grand total of goats by exhibitor limited to 10.
 - Only 4-H and FFA members or other approved Youth Group, or family members may be in the ring at judging time.
 - All Exhibitors need to check in with the superintendent daily, when animals are at the fair.
 - EXHIBITORS Need to set up pens on Sunday, June 28th, 2025 and Sunday, June 27th, 2026 at 1 pm at the goat area.
 - **DECORATIONS** Exhibitors are encouraged to decorate using the fair theme of the year.
-

Group Meetings: Fairgrounds; Mandatory market tagging-Saturday, May 3rd, 2025, 9am, Fairgrounds.

Saturday, May 2, 2026, 9am, Fairgrounds. Sunday, June 28, 2025, 1 pm, Pen set up & Pre-Fair Meeting.

Fairgrounds. Sunday, June 27, 2026, 1 pm, Pen set up & Pre-Fair Meeting. Watch emails for other meetings and learning opportunities.

Class 1 – Showmanship (Required for all exhibitors)

1. Senior Showmanship – Grade 9+ - Plaque
2. Intermediate Showmanship – Grades 6-8 – Plaque
3. Junior Showmanship – Grades 3-5 – Plaque

Showmanship Premiums: 1st - \$3.00 2nd - \$2.50 3rd - \$2.00 4th - \$1.50

**** Supreme Showman – Traveling Trophy**

Class 2 – Market Goats

- Each Market Lot below may only have one animal entered and shown in that lot. A youth may **show** up to four market animals 1 dairy wether, 1 dairy buck, 1 meat wether, 1 meat buck; but no more than the one in each lot. Rules for the Live Market Animal Sale, see that section (only one for market goat per exhibitor for the sale, unless Grand Champion and Reserve Grand Champion)

NOTE: Animals weighing over the maximum weight, will still be eligible for the sale but the buyer of the animal will only pay up to maximum weight.

*** dairy or meat buck weighting over 83 ½ lbs. will be disqualified and not eligible for show and may be sent home. ***

- See Live Market Animal Sale section for all further rules.

Market Goats

*Market Goats will be weighed on entry day

*Market Buck Meat Goat- is one born after January 1 of the exhibit year.

*Dairy Wether Goat – is one born after Aug 1 of the previous exhibit year.

*Market Goats may be shown in market or breed class, not both.

4. Dairy Wether (& crossbred dairy to dairy)- Minimum weight of 35 lbs., maximum weight of 120 lbs.

Dairy Wether goat is one born after Aug 1 of the previous exhibit year.

5. Dairy Buck (& crossbred dairy to dairy) -Minimum weight of 30 lbs., a maximum weight of 75 lbs.

*** dairy buck weighting over 83 ½ lbs. will be disqualified and not eligible for show and may be sent home***

6. Meat Wether (& crossbred meat to meat) - Minimum weight of 35 lbs., maximum weight of 120 lbs.

This goat must be born after January 1 of the exhibit year

7. Meat Buck (& crossbred meat to meat) - Minimum weight of 30 lbs., maximum weight of 75 lbs.

*** meat buck weighting over 83 ½ lbs. will be disqualified and not eligible for show and may be sent home ***

This goat must be born after January 1 of the exhibit year.

8. Meat Doe (& crossbred meat to meat) - Minimum weight of 35 lbs., maximum weight of 120 lbs.

This goat must be born after January 1 of the exhibit year.

Awards: Champion Market Goat Reserve Champion Market Goat

Class 3 – Fiber Goats (Registered, Percentage & Grade Show Together)

8. Junior Buck Kid – born April 1 of exhibit year or later
9. Senior Buck Kid – born January 1-March 31 of exhibit year

10. Junior Doe Kid – born April 1 of exhibit year or later
11. Senior Doe Kid – born January 1-March 31 of exhibit year
12. Junior Yearling Doe – born August 1-December 31 of previous year
13. Yearling Doe – 12 to 24 months old
14. Two-Year-Old Doe – 24-36 months old
15. Three-Year-Old Doe – 36-48 months old
16. Mature Doe – 48+ months old
17. Cross Fiber

Grand Champion Fiber Goat; Reserve Grand Champion Fiber Goat

CLASS 4 – Meat Goats (Registered, Percentage & Grade Show Together)

- 17-Junior Buck Kid – born April 1 of exhibit year or later
18. Senior Buck Kid – born January 1-March 31 of exhibit year
19. Junior Doe Kid – born April 1 of exhibit year or later
20. Senior Doe Kid – born January 1-March 31 of exhibit year
21. Junior Yearling Doe – born August 1-December 31 of previous year
22. Yearling Doe – 12 to 24 months old
23. Two-Year-Old Doe – 24-36 months old
24. Three-Year-Old Doe – 36-48 months old
25. Mature Doe – 48 + months

Grand Champion Meat Goat And Reserve Grand Champion Meat Goat

Dairy Goats (Registered, Percentage & Grade May Show Together.) Breed show classes 1-12 are for goats showing characteristics of that breed they are entered in. If they do not show specific characteristics or have multiple undefined characteristics- enter under Class 13.

Dairy Goat Breed Show

Class 5- Alpine

Class 6- Lamancha

Class 7- Nigerian Dwarf

Class 8- Nubian

Class 9-Oberhasli

Class 10-Saanen

Class 11-Sable

Class 12-Toggenburg

Class 13-Grade (Strictly Crossbred, mixed not exhibiting any specific breed characteristics, not eligible for champion or grand champion.)

Item #	Description of Class
1	Junior Buck Kid – born April 1 or later of exhibit year
2	Senior Buck Kid – born January 1-March 31 of exhibit year
3	Junior Doe Kid – born April 1 or later of exhibit year
4	Senior Doe Kid – born January 1-March 31 of exhibit year
5	Junior Yearling Doe – born August 1-December 31 of previous year
6	Dry Yearling Doe 12-24 months old
7	Milking Yearling Doe 12-24 months old
8	Milking Two Year Doe – 24-36 month old
9	Milking Three Year Doe – 36-48 months old
10	Milking Does – 48+ months old
11	Dry Doe – any age

Premiums: 1st-\$5.00 2nd-\$4.00 3rd-\$3.00 4th-\$2.00

Class 300- Carcass Ultrasound Show- See Rules Above

1. Animal one
2. Animal two

Awards: Grand Champion Dairy Goat and Reserve Grand Champion Dairy Goat

DEPARTMENT 6 – HORSE & PONY PROJECT

Superintendent: Heather Marlette and Tessa Walvort

Judging: Fair Week Thursday Jumping and Dressage Event 9:00 AM; Fair Week Friday Speed/Gymkhana Event 9:00 AM;

Fair Week Saturday Pleasure Events @ 9:00 AM

Parents/guardians are encouraged to spend time at the fair with their child(ren) and horse.

No children should be left unsupervised in the barns.

No horses should be left all day at the fair without someone checking on them.

Open to Who May Exhibit Section in the Sauk Co Junior Fair Book. Youth who have met the requirements and followed the rules of the Sauk County 4-H Horse and Pony Project and have been approved by the project superintendent.

Horse and Horseless Horse project members may also enter educational exhibits under Dept.10 Class 4. Please wrap posters and pictures in clear plastic wrap. Clothes Horse entries should be entered under Dept. 26 –Clothing and will be judged at the pre-fair judging day. (see judging schedule) Educational Exhibits

All animals must follow the animal health regulations located under animal health regulations for fairs and shows in Wisconsin (back of this book)

Horse Project Rules

Horse Project members must abide by these rules in order to show at the Sauk County Junior Fair horse events or any other Horse Project events.

- Each member must attend a minimum of 3 Sauk County 4-H Horse and Pony Project monthly meetings, and a minimum of 3 Sauk County 4-H Horse and Pony Project clinics.
- Each member must complete a safety requirement evaluation which must be signed. Please refer to the safety evaluation form for more details.
- Any NSF checks or stop payment checks will result in the family being restricted from any activity until the check(s) and

all incurred expenses have been settled. Any fees incurred will be the responsibility of the family.

➤ Each member must turn in a minimum total of \$60.00 sponsorship(s) by the May meeting. If there are two family members in the horse project, each member must have \$60.00 in sponsorship(s). There is a sponsorship letter in the handbook that can be used to help get sponsorships.

➤ Each member and horseless buddy who is using a horse for any Sauk County 4-H event or state event must turn in a horse identification form by the May meeting for Each project horse.

Attached to this form must be:

*A copy of a negative Coggins test within the previous 12 months. (Dated after Sept. 30 of the previous year)

*A copy of the vaccination record that shows the animals have received eastern encephalitis, western encephalitis, tetanus, flu, rhino, and rabies. Make sure you check with your vet to see what is included in your shots. This may be a written statement from the vet, a copy of the original receipt and original shot boxes, or a copy of your vet bill.

General Fair Rules

Any infractions are subject to disciplinary action by the executive committee, which consists of all animal project superintendents, UW Extension representatives, and fair board representatives.

➤ Please refer to animal rules and regulations for information especially check-in procedures/times, check-out procedures, and other important information.

➤ Exhibitors are responsible for keeping their stall and barn area clean at all times. The stall must be stripped and cleaned before leaving the fairgrounds. Tear-down details/time will be posted at the fair.

➤ Exhibitors should be supervised by a parent/guardian or leader, but are EXPECTED to do the work themselves.

➤ Stalls must be cleaned by 8:30 AM.

➤ Stall should be continuously kept clean of all droppings throughout the day.

➤ Horses should be fed and watered by 8:30 AM and 7:00 PM.

➤ Horses should be given hay at least twice a day.

➤ Horses must have water buckets in their stalls and filled at all times.

➤ Horses should be clean and free from saddle marks.

➤ Saddled/harnessed horses must be tied when they are in the stall.

➤ No tying horses in the aisleway

➤ The aisleway must be kept clean.

➤ Horses should be taken out of their stalls and exercised at least twice a day.

➤ No roughhousing or dangerous play around the horse barns.

➤ Smile! Be friendly to people that come to the barns to see the horses!

➤ Proper riding boots must be worn when mounted. They are encouraged when leading or working around horses.

NO thongs, flip flops, or sandals are allowed. (This includes parents and adults)

➤ Riding helmets that are SEI approved must be worn when mounted and/or driving at any 4-H sponsored event in the State of Wisconsin. This means that in any 4-H clinic, in any 4-H sponsored open show youth classes from 3rd Grade to the 1st year of college, and at the fair, a helmet must be worn and properly fastened. Proper fit of helmets is essential for safety.

➤ A proper bridle must be used when riding. No riding with a halter and lead rope.

➤ Horses must be led with a lead rope. No leading by just the halter.

➤ Horses and horseless members may participate in all eligible events.

➤ Be courteous to your fellow members and participants.

➤ An exhibitor may show 2 horses.

➤ No stallions over 1 year of age can be exhibited.

➤ Arena reserved Wednesday, Thursday, and Friday for specialty disciplines. (See posted schedule in barn for discipline type)

No carts should be in, the arena when horses are being ridden.

➤ Exercising only in designated areas.

➤ No exercising of horses will be allowed after 8:30 PM and before 6:00 AM

➤ Horses must be led to and from the riding and practice arena.

➤ Professional grooms or trainers are not allowed to work with horses on the show grounds.

➤ Any non-therapeutic substance used as a stimulant, depressant, tranquilizer or sedative for the purpose of altering a horse or pony's show ring performance is prohibited. Failure to comply will result in disqualification.

➤ Any horse or pony seen kicking will have a red ribbon placed on the tail.

➤ A saddle (mounted) and bridle (mounted/cart) are required when riding or driving a horse.

➤ No lights, battery, or plug-in, may be used in the barn.

Barn Awards -There are barn awards given in the horse barns. The criteria for the awards are based on safety,

cleanliness of horses, stalls, tack areas, decorations, and sportsmanship.

Fair Horse Show Classes may not be run in the numerical lot number order that you sign up for them in the fair book.

A showbill will be handed out and posted during the fair to show the order of classes.

Schedule of Show

Thursday: Jumping and Dressage Event 9 AM

Friday: Speed/Gymkhana Event 9 AM

Saturday: Pleasure Show (Halter, Showmanship, Equitation, Pleasure, Driving, Trail) Event 9 AM

Sunday: Fun Show 10 AM

State Expo Entries due 3 PM

Cleanout and Decoration removal 4 PM

Stall Tear Down 4:30 PM

Show Rules -

Classes may be canceled at the superintendent's discretion based on the number of entries. Note all qualifying classes will be run.

- No one is allowed to coach from the rail during the show.
- You must let the Horse Project Superintendent know if you have a conflict with the horse show and showing another project.
- All ponies will be measured by an advisory board member prior to Saturday of the fair. Ponies 56" and under and miniature horses must show in the pony class. Any horse measuring 56" and under must show in the pony class.
- Please include your horse's name on the entry sheet by the lot number.

Class Entry Rules

- Each horse may be shown in only ONE Halter Class.
- Each exhibitor may show in only ONE Showmanship Class
- Each exhibitor may show in only ONE Trail in Hand Class
- Each exhibitor may show in only ONE Mounted Trail or Driving Cones Class

Premiums will be paid to Showmanship, Trail and Driving Cones Classes.

- Each rider and horse combination may enter MORE THAN ONE

~Pleasure Riding ~ Pleasure Driving

~ Equitation, Driving ~ Reinsmanship

~ Dressage ~ Jumping

~ Speed Classes

****This means that one rider and horse may enter Western Pleasure, Huntseat Pleasure, Saddleseat Pleasure, Pleasure Driving Stock Seat Equitation, Hunt Seat Equitation, Saddleseat Pleasure and Driving Reinsmanship.**

****No premiums will be paid for Halter, Pleasure Riding, Pleasure Driving, Equitation, Driving Reinsmanship, Trail in Hand, Dressage, and Speed Classes.**

Show Attire

Proper attire is required for showing at the fair. Minimum is a hat or helmet, long sleeved shirt, clean and pressed jeans that should cover boot heel, boots and a belt. Hair should be pulled back. An SEI approved helmet must be worn for all mounted and driving classes.

All tack should be clean and blankets washed. Please refer to the Class Guidelines in WI State 4-H Horse Handbook for tack guidelines.

Class Descriptions

The WI 4-H Horse Association Equestrian Guidelines will apply to the classes in this show. They can be found at:

<http://4h.uwex.edu/onlinpro/HorseHandbook.cfm>

Halter- A class where horses are shown "in hand," meaning that they are led, not ridden, and are judged on their conformation and suitability as breeding stock.

Showmanship- A Showmanship class will be judged on the exhibitor's ability to fit and show the horse at halter, the horse is merely a prop to show the ability and preparation of the exhibitor.

Equitation/Horsemanship- Equitation is the skill of the rider, using the correct form and aids (hands, legs, seat, weight, and voice) to produce the maximum performance of the horse. This includes stock seat (western), hunt seat (english), saddle seat, and reinsmanship (driving).

Pleasure- The emphasis in judging is on the horse. Class is to be judged on the horse's manners, performance and suitability of the horse as a pleasure mount. This includes western, hunter under saddle (english), saddle seat, and pleasure driving.

Trail- A class where horses and riders navigate a series of obstacles that are designed to resemble situations a horse and rider might actually encounter when on a trail in a natural habitat. Contestants ride the course one at a time.

****If a rider does not complete an obstacle, they will get a 0 for that element.**

Trail In Hand- A class where horses and exhibitors navigate a series of obstacles that are designed to resemble situations a horse and exhibitor might actually encounter when on a trail in a natural habitat. Contestants complete the course one at a time.

****If a rider does not complete an obstacle, they will get a 0 for that element.**

Hunter- The Dressage classes consist of an exact sequence of movements ridden in an enclosed arena.

Jumping tests, the technical jumping skills of the horse and rider, including suppleness, obedience, fitness and athleticism.

****Jumping – Type of class will be based off of number of riders entered in the event.**

****Option 1: Will run as an equitation over fences class with 2 jumps**

****Option 2: Will have 6-8 jumps. Ride as a jumper style class. Points are assigned to each jump and the goal is to get the most points.**

Time starts when rider takes their first jump. No jump may be ridden twice in a row. Knocking down a jump results in zero points on that jump and the jump is no longer available for your remaining time.

****Option 3: exhibitor and superintendent choice (to be discussed among exhibitors and superintendent)**

****Entries in the jumping classes must be pre-approved every year.**

A riders - Fences will be 2' to 2'5"- must be pre-approved at fair with a two jump test

B riders - Fences will be under 2' - must be pre-approved at fair with a two jump test

• Please refer to the WI 4-H Horse Association Hunt and Dressage Show Guidelines for these classes. Website link: <https://4h.extension.wisc.edu/opportunities/projects/large-animals/horse-project/wisconsin-4-h-horse-association/>
Speed- Events consisting of speed pattern racing and timed events.

• Please refer to the W I4-H Horse Association Gymkhana Show Guidelines for these classes. Website link: <https://4h.extension.wisc.edu/opportunities/projects/large-animals/horse-project/wisconsin-4-h-horse-association/>

• Safety is of utmost importance.

• All classes will be run with a closed gate.

• Horses MAY NOT run outside of designated show or practice areas. Failure to comply may result in disqualification and/or removal from show.

• These are timed events, and the goal is to complete the course in the fastest time.

Games/Fun Show- A group of classes that are just for fun. The class list depends on the youth board and varies.

Other Classes

• In a ranch class the horse is judged on its ability to work at a forward, working speed while performing required and optional maneuvers. The ranch riding horse should simulate a horse riding outside the confines of an arena and reflect the versatility, attitude and movement of a working horse.

Please refer to the AQHA website for rules and guidelines. Website link: <https://www.aqha.com/>

• Disciplined Rail is an advanced pleasure class which tests the skills of both horse and rider, as they execute specific gaits, transitions and movements as requested by the judge. In this class, competitors are asked to do things other than just go around the rail- you may be asked to side pass, hand gallop, pivot, back up, roll back, lead change, extend trot, counter canter (lope) etc.- The class is judged on performance and manners.

• Western Riding is judged on Western Riding is a pattern class that should be ridden in a relaxed, controlled, fluid moving pattern. The horse and rider should work as a team with light cues from the rider and a willing response from the horse.

Please refer to the WI 4-H Horse Association Equestrian Guidelines for this class. Website link: <http://horse.wi4h.org>

• Western Dressage is judged on Dressage fundamentals and showcase applications for the Working Western Horse. Please refer to Western Dressage Association of America for rules, guidelines, and tests.

Website: <https://www.westerndressageassociation.org/western-dressage-rules-guidelines>

Class 1 - Halter NO Premiums (Regular Judging Ribbons 1st - 6th) (one class per horse)

1. Horse, 2 yrs. of age & under as of 1/1, any type
2. Pony, any type, any age, 56" & under
3. English Horse, any age
4. Western Horse, any age
5. Draft Type Halter, any age
6. Ranch Confirmation
7. Champion Halter (open to 1st & 2nd place winners for classes 1-6)

Class 2- Showmanship (Danish Judging, both ribbons & premiums) (one class per exhibitor)

Premiums: 1st - \$8.00 2nd - \$7.00 3rd - \$6.00 4th - \$5.00

8. Western Pony Showmanship, All Grades
9. Western Showmanship, Grade 3-5
10. Western Showmanship. Grade 6-8
11. Western Showmanship, Grade 9-13
12. Horseless Horse Showmanship, All Grades
13. Draft Type Showmanship, All Grades
14. English Pony Showmanship, All Grades
15. English Showmanship, Grade 3-5
16. English Showmanship, Grade 6-8
17. English Showmanship, Grade 9-13
18. Champion Showmanship (Blue ribbon winners only)

Class 3 – Horsemanship/Equitation (Danish Judging - Ribbons Only - No Premiums) (no limit)

19. Ranch Riding

20. Western Riding
21. Walk/Trot Western Equitation, Grade 3-5
22. Walk/Trot Western Equitation, Grade 6-8
23. Walk/Trot Western Equitation, Grade 9-13
24. Pony Stock Seat Equitation, All Grades
25. Stock Seat Equitation, Grade 3-5
26. Stock Seat Equitation, Grade 6-8
27. Stock Seat Equitation, Grade 9-13
28. Champion Stock Seat Equitation (Blue ribbon winners only)
29. Western Discipline Rail, All Grades
30. Horseless Horse Walk-Trot Equitation, All Grades
31. Walk/Trot English Equitation, Grade 3-5
32. Walk/Trot English Equitation, Grade 6-8
33. Walk/Trot English Equitation, Grade 9-13
34. Pony English Equitation, All Grades
35. English Equitation, Grade 3-5
36. English Equitation, Grade 6-8
37. English Equitation, Grade 9-13
38. Champion English Equitation (Blue ribbon winners only)
39. English Discipline Rail
40. Horse Driving Reinsmanship, All Grades
41. Pony Driving Reinsmanship, All Grades
42. Draft Type Driving Reinsmanship, All Grade

Class 4 - Pleasure Riding (Danish Judging - **Ribbons Only** No Premiums) (no limit)

43. Walk/Trot Western Pleasure, Grade 3-5
44. Walk/Trot Western Pleasure, Grade 6-8
45. Walk/Trot Western Pleasure, Grade 9-13
46. Pony Western Pleasure, All Grades
47. Western Pleasure, Grade 3-5
48. Western Pleasure, Grade 6-8
49. Western Pleasure, Grade 9-13
50. Champion Western Pleasure (Blue ribbon winners only)
51. Ranch Pleasure, All Grades
52. Horseless Horse Walk Trot Pleasure, All Grades
53. Walk/Trot English Pleasure, Grade 3-5
54. Walk/Trot English Pleasure, Grade 6-8
55. Walk/Trot English Pleasure, Grade 9-13
56. Pony English Pleasure, All Grades
57. English Pleasure, Grade 3-5
58. English Pleasure, Grade 6-8
59. English Pleasure Grade 9-13
60. Champion English Pleasure (Blue ribbon winners only)
61. Horse Pleasure Driving, All Grades
62. Pony Pleasure Driving, All Grades
63. Draft Type Driving, All Grades

Class 5 - Trail CLASS (Regular Judging, **both ribbons & premiums**) (one class per exhibitor)

Premiums 1st - \$8.00; 2nd - \$7.00; 3rd - \$6.00; 4th - \$5.00

64. Walk Trot Trail Class, All Grades
65. Trail Class, Grade 3-5
66. Trail Class, Grade 6-8
67. Trail Class, Grade 9-13
68. Cones - Driving Pony over 38", member any grade
69. Cones - Driving Pony 38" & under, member any grade
70. Cones - Driving Draft or Light Horse, member any grade

CLASS 6 - TRAIL IN HAND (Regular Judging 1st-6th – **Ribbons Only**- No Premiums) (one class per exhibitor)

71. Trail In Hand Class, members in Grade 3-5
72. Trail in Hand Class, members in Grade 6-8
73. Trail In Hand Class, members in Grade 9-13

CLASS 7 - HUNTER CLASS (**Ribbons only**, no m.) (no limit)

74. English Dressage, Introductory Test A
75. English Dressage, Training Level Test 1
76. Western Dressage, Intro Level Test 1

77. Western Dressage, Basic Level Test 1
78. Jumping Level A –fences 2’ to 2’ 5” (must be pre-approved every year)
79. Jumping Level B – fences under 2’ (must be pre-approved every year)

Class 8–Speed/Gymkhana Class (Time Judging) (**Ribbons only**, no premium.) (no limit)

80. Pole Bending, Grade 3-5
81. Pole Bending, Grade 6-8
82. Pole Bending, Grade 9-13
83. Cloverleaf Barrels, Grade 3-5
84. Cloverleaf Barrels, Grade 6-8
85. Cloverleaf Barrels, Grade 9-13
86. Flag Race, Grade 3-5
87. Flag Race, Grade 6-8
88. Flag Race, 9-13
89. Plug Race, Grade 3-5
90. Plug Race, Grade 6-8
91. Plug Race, Grade 9-13
92. LT Special, Grade 3-5
93. LT Special, Grade 6-8
94. LT Special, Grade 9-13
95. Key Race, Grade 3-5
96. Key Race, Grade 6-8
97. Key Race, Grade 9-13

DEPARTMENT 7 – POULTRY

Judging – Fair Week Thursday @ 11:00 AM

Superintendents – Missy McPherson & Delvin Craker info@saukcountyfair.com

Requirements

- See Animal Health Regulations for Fairs and Shows in Wisconsin: for Current Season (found on www.datcp.wi.gov)
- Cage show. **Entry fee/waste removal** –\$ 1.00 per bird, not per cage.
- Exhibitors must furnish their own feed and care for their own poultry on a daily basis. *Feed and water cups are provided.
- Each exhibitor is limited to one entry under each exhibitor number, except when entry states 2 birds. Exhibitors are limited to **15** animal.
- All birds exhibited must have been hatched or in possession of exhibitor before May 15 of current exhibit year.
- Must have earned Poultry Project points (total of 2) in current exhibit year.
- Birds must be a minimum of 4 months old at show date.

Terms used are defined as follows:

Young Male - male bird hatched after January 1 of exhibit year.

Young Female - female bird hatched after January 1 of exhibit year.

Old Male - male bird hatched before January 1 of exhibit year.

Old Female - female bird hatched before January 1 of exhibit year.

Premiums 1st-\$2.00; 2nd-\$1.75; 3rd-\$1.50; 4th - \$1.25

<u>Standard Chickens</u>	young male	young female	old male	old female
<u>Class 1-American Class</u>				
Any Plymouth Rock	1	2	3	4
Any Wyandotte	5	6	7	8
Any Rhode Island	9	10	11	12
New Hampshire	13	14	15	16
Any Other Amer.Breed	17	18	19	20
<u>Class 2 – Mediterranean Class</u>				
Any Leghorn	21	22	23	24
Any Minorca	25	26	27	28
Any Other Mediterranean Breed	29	30	31	32
<u>Class 3 – Asiatic Class</u>				
Any Cochin	33	34	35	36
Any Brahma	37	38	39	40
Any Langshan	41	42	43	44
<u>Class 4-English Class</u>				
Any Orpington	45	46	47	48
Any Australorp	49	50	51	52
Any Other Eng. Breed	53	54	55	56
<u>Class 5-Continental Class</u>				
Any Polish	57	58	59	60
Any Hamburg	61	62	63	64
Any Favorelle	65	66	67	68
Welsummer	69	70	71	72

Any Other Continental Breed	73	74	75	76
<u>Class 6 - Miscellaneous Class</u>				
Any Game	77	78	79	80
Any Araucana/Ameraucana	81	82	83	84
Any Other Std Breed	85	86	87	88
<u>Class 7 – Any Other Non APA Breeds</u>				
Any other breed not recognized by APA	89	90	91	92
<u>Class 8 – Production Breeds</u>				
Any Easter Egger	93	94	95	96
Any Crossbred – egg type	97	98	99	100
Any Crossbred – meat type	101	102	103	104
<u>Champion Large Fowl and Reserve Champion Large Fowl Bantam Chickens</u>				
<u>Class 9 – Feather Leg Bantam</u>				
Any Cochin	105	106	107	108
Any Silkie	109	110	111	112
Any Brahma	113	114	115	116
Any Other Feather Leg	117	118	119	120
<u>Class 10 - Game Bantams</u>				
Any Modern	121	122	123	124
Any Old English	125	126	127	128
<u>Class 11 – Single Comb, Clean Leg (Non Game)</u>				
Any Japanese	129	130	131	132
Any Rock	133	134	135	136
Any Other Breed	137	138	139	140
<u>Class 12 - Rose Comb, Clean Leg Bantam</u>				
Any Wyandotte	141	142	143	144
Any Seabright	145	146	147	148
Any Other Breed	149	150	151	152
<u>Class 13 - Any Other Comb Clean Leg Bantam</u>				
Any Polish	153	154	155	156
Any Other Breed	157	158	159	160
<u>Class 14 – Crossbred Bantam</u>				
Any FeatherLeg X-bred	161	162	163	164
Any Clean Leg Xbred	165	166	167	168
<u>Champion Bantam and Reserve Champion Bantam</u>				
<u>Class 15 – Ducks</u>				
Any Bantam Breed (Call, East Indie, etc.)	169	170	171	172
Any Lightweight Breed (Runner, Magpie, Campbell, Welsh Harlequin, etc.)	173	174	175	176
Any Medium Breed (Buff, Swedish, Cayuga, etc.)	177	178	179	180
Any Heavy Breed (Pekin, Rouen, Muscovy, etc.)	181	182	183	184
<u>Class 16 - Geese</u>				
Any Lightweight Breed (Chinese, Roman, etc.)	185	186	187	188
Any Medium Breed (Pilgrim, Pomeranian, American Buff, etc.)	189	190	191	192
Any Heavy Breed (Embden, African, Toulouse, etc.)	193	194	195	196
<u>Champion Waterfowl and Reserve Champion Waterfowl</u>				
Any Broadbreasted Breed	197	198	199	200
Any Other Breed	201	202	203	204
<u>Class 18 – Pigeons</u>				
Tumblers	205	206	207	208
Homers	209	210	211	212
<u>Class 17 - Turkeys</u>				
Rollers	213	214	215	216
Any Other Performing Kings	217	218	219	220
Caraneaus	221	222	223	224
Any other Utility Fantail	225	226	227	228
	229	230	231	232
	233	234	235	236

Owls	237	238	239	240
Frills	241	242	243	244
Any other Fancy	245	246	247	248

Class 19 - Miscellaneous Poultry

Gineau Fowl	249	250	251	252
Pheasants	253	254	255	256
Pea Fowl	257	258	259	260
Any Other Fowl (Specify Breed)	261	262	263	264

Class 20 - Funky Feathered Friend

This class is for any poultry that doesn't have what it takes to be a show bird...Must be healthy!

- 265. Chicken
- 266. Turkey
- 267. Duck
- 268. Goose

Class 21 – Market Class

- To be eligible for Live Market Animal Sale exhibitor must follow rules below and also all rules in Live Market Animal Sale section
- To be eligible for Live Market Animal Sale, you must participate in showmanship, at least one other class, earn 2 project points & work at least one shift at the poultry barn. Contact superintendent for complete information. See Live Market Animal Sale section for all further rules.
- 270. Heritage Meat (2 birds, same breed, age & sex, under 6 months of age)
- 271. Roasters (2 birds, same sex, 5 lbs. or over)
- 272. Broilers (2 birds, same sex, 2.5 – 4.5 lbs.)
- 273. Young Duck (Either sex, 5 lbs. or over)
- 274. Young Goose (Either sex, 7 lbs. or over)
- 275. Young Turkey (Either sex, over 15 weeks of age)

Class 22 - Egg Class (Best one-half dozen of Grade A) Ribbons Only **Must be pullorum-typhoid free chickens**

White Egg

- 275. Bantam
- 276. Regular
- 277. Jumbo

Brown Egg

- 278. Bantam
- 279. Regular
- 280. Jumbo

Colored Egg (naturally green, blue or pink)

- 281. Any Size

Duck Egg

- 282. Any Size

Champion Egg Display Award

Class 23 - Poultry Showmanship- Animal used will be exhibitors from show entries

. Bird for any exhibitor wishing to participate who doesn't have an animal entry can be supplied.

- 283. Junior Showmanship – Grades 3-5
- 284. Intermediate Showmanship – Grades 6-8
- 285. Senior Showmanship – Grades 9+

Champion Showman Awards

DEPARTMENT 8 - RABBITS

Judging: Fair Week Thursday @ 9AM-Showmanship; Breed judging after the lunch break

Requirements

Superintendent: Sarah Mueller & Heidi Cronin; info@saukcountyfair.com

Pen Fees – \$1.00 per animal/not per cage

- Exhibitors must furnish their own feed, feed and water bowls, and care for their own rabbits.

Qualified Animals:

Only purebred rabbits currently recognized by the ARBA may be exhibited at the Fair. Crossbred rabbits may not be exhibited in either the breed or meat classes. Youth showing rabbits or cavies have the same requirements listed below.

Health and Other Rules:

- Youth are assigned cages for their rabbits and are expected to keep them in good condition throughout the entire fair. Rabbit cages should be cleaned by noon each day. Junior Fair rabbit exhibitors are responsible for keeping their exhibits in an appropriate fashion; a clean cage is important for the health and well-being of your rabbit.
- Each exhibitor is responsible for keeping water accessible at all times.
- Only 1 animal may be shown in each prize number.
- All rabbits must be presented to the judge by the Exhibitor or an approved substitute. Make arrangements with the rabbit superintendent prior to show if exhibitors cannot be present at show time.
- Exhibitors must attend 3 monthly project events and make a poster to be eligible to show at the fair.
- All Rabbit Exhibitors are required to sign up for a barn shift in the rabbit barn for one day of the fair. This should include an exhibitor, and one adult family member.
- The shift is usually 3 hours.
- Meat Animal Exhibitors must do an informational presentation at one of the Rabbit Project Meetings.

The presentation must be in the same calendar year that you want to participate in the Meat Sale. This presentation doesn't have to be fancy; it just needs to contain some good information about Meat Rabbits and be educational for the other members to listen to. It can be 5-10 minutes in time! If you have questions about the qualifications, please feel free to contact Rabbit Superintendent. Terms used are defined as follows:

Six -Class Breeds

- Senior Buck - A male 8 months of age and over.
- Senior Doe - A female 8 months of age and over.
- 6/8 Buck - A male between 6 - 8 months of age.
- 6/8 Doe - A female between 6 - 8 months of age.
- Junior Buck - A male under 6 months of age.
- Junior Doe - A female under 6 months of age.

Four - Class Breeds

- Senior Buck - A male 6 months of age and over.
- Senior Doe - A female 6 months of age and over.
- Junior Buck - A male under 6 months of age.
- Junior Doe - A female under 6 months of age.

Premiums - Blue - \$2.00, Red \$1.75, White \$1.50, Pink \$1.25

Class 1 - Breeds

	Sr. Buck	Sr. Doe	6/8 Buck	6/8 Doe	Jr. Buck	Jr. Doe
Angora	1	2			3	4
Britannia Petite	5	6			7	8
Dutch	11	12			13	14
French Lop	15	16	17	18	19	20
Holland Lop	21	22			23	24
Jersey Wooley	25	26			27	28
Mini Lop	29	30			31	32
Netherland Dwarf	33	34			35	36
Polish	37	38			39	40
Mini Rex	41	42			43	44
Silver Marten	45	46			49	50
Lionhead	51	52			53	54
Dwarf Hotot	55	56			57	58
Harlequin	59	60			61	62
Flemish Giant	63	64	65	66	67	68
Satin	69	70	71	72	73	74
New Zealand	75	76	77	78	79	80
Champagne D'Argent	81	82	83	84	85	86
All other 6-class	87	88	89	90	91	92
All other 4-class	93	94			95	96
Cavies	97	98			99	100
Mini Satin	101	102			103	104
Californian	105	106	107	108	109	110
Havana	111	112	113	114	115	116
Beveren	117	118	119	120	121	122
Velveteen Lop	123	124			125	126
Thrianta	127	128			129	130
Costume Class	131					

Best of Breed award for each breed containing more than 5 entries.

(See list displayed in Rabbit Barn recognizing sponsors)

Class 2 - Meat Classes

Classes 100, 101 & 102 are eligible for the Live Market Animal Sale. One entry per exhibitor.

- To be eligible for Live Market Animal Sale exhibitor must follow rules below and all further rules in Live Market Animal Sale section.
- **Exhibitor must participate in rabbit showmanship** and earn 2 project points.

100. Meat Pen

To consist of 3 rabbits, commercial breed, all of the same breed and variety, not over 10 weeks old and weighs 3 1/2 – 5 1/2 pounds. These rabbits may not be entered in any other class.

101. Single Fryer

Not over 10 weeks and at least 3 1/2 weeks but not over 5 1/2 pounds. Commercial breed may not be entered in any other class.

102. Roaster Rabbit

A single rabbit, either sex, under 6 months of age and over 5 1/2 pounds in weight, Maximum weight to be 9 pounds. May not be entered in other class.

Trophy for best animal in each class.

Class 3 - Showmanship

- Exhibitors may elect to participate in an older showmanship class.
- Trophy awarded to the top showman in each category.

103. 1st year project members only (regardless of grade – if you enter in this class you MAY NOT enter in another showmanship class)

104. Beginners, Grades 3-5

105. Intermediate, Grade 6-8

106. Senior, Grades 9+

Premiums: 1st-\$3.00; 2nd-\$2.50; 3rd-\$2.00; 4th-\$1.50

See Class 10, # 29 for educational displays

DEPARTMENT 9 - DOG OBEDIENCE

Judging: Fair Week Tuesday at 5:00 PM

Superintendent: Katie Cook info@saukcountyfair.com; Project Leaders: Gretchen Wagner & Ilse Benson

Rules: **Premiums: 1st-\$3.00; 2nd-\$2.50; 3rd-\$2.00; 4th-\$1.50** Educational Display - See Dept.10- #24

- All dog exhibits must be the result of regular 4-H, FFA, or other youth organizations participation in the Sauk County Dog Project meetings during the current Dog Project Season.
- All youth participating must have registration submitted to the Sauk County 4-H Dog Project by April 25th of each year.
- Must attend at least five (5) dog obedience practices in order to be able to show at the fair.
- Must wear comfortable clothing, low shoe, flat and rubber sole (no open toes). Dress for the weather.
- Dog's weight should not exceed child's weight by more than 40#
- Handler must have proof of vaccination for dog; including rabies, distemper, Bordetella, submitted with training registration, before dogs can practice at the fairgrounds and no later than April 25th.
- Dog should be 5 months or older by show date.
- No wolf or wolf cross dogs will be allowed in the program.
- Must fill out registration forms at beginning of season, and no later than first practice to dog project leader.
- Each exhibitor must get two sponsors.
- Handlers and dogs wanting to be enrolled in dog agility and dog showmanship must have passed Pre-novice A or B.
- All classes will be judged on a Danish basis.
- Members are required to participate in the Weekly Obedience Classes.

Class 1

1. Obedience Beginner Pre-Novice (Grades 3-7) - Handler has no previous experience.
2. Obedience Beginner Pre-Novice (Grades 8+) - Handler has no previous experience.
3. Obedience Pre-Novice A (Grades 3-7) - Handler has no previous experience.
4. Obedience Pre-Novice A (Grades 8+) - Handler has no previous experience.
5. Obedience Pre-Novice B (Grades 3-7) - Handler has previously trained a dog; dog has not been previously trained.
6. Obedience Pre-Novice B (Grades 8+) - Handler has previously trained a dog; dog has not been previously trained.
7. Obedience Novice (Grades 3-7)
8. Obedience Novice (Grades 8+)
9. Obedience Graduate Novice (Grades 3-7) - Previously passed out of Novice.
10. Obedience Graduate Novice (Grades 8+) - Previously passed out of Novice.
11. Obedience Pre-Open, previously passed out of Graduate Novice.
12. Obedience Open, previously passed out of Pre-Open
13. Obedience Pre-Utility, previously passed out of Open.
14. Obedience Utility, previously passed out of Pre-Utility. Premiums: 1st-\$4.50; 2nd-\$3.50; 3rd-\$2.50; 4th-\$1.50
15. Showmanship Novice-Junior (Grades 3-7)
16. Showmanship Novice-Senior (Grades 8+) Premiums: 1st-\$3.00; 2nd-\$2.50; 3rd-\$2.00; 4th-\$1.50
17. Agility - (Grades 3-7) 1st year, level 1 - Jumps, Tables, Tunnel
18. Agility - (Grades 8+) 1st year, level 1 - Jumps, Tables, Tunnel
19. Agility - (Grades 3-7) level 1 - Obstacles on Leash
20. Agility - (Grades 8+) level 1 - Obstacles on Leash
21. Agility - (Grades 3-7) level 2 - Obstacles, Off Leash
22. Agility - (Grades 8+) level 2 - Obstacles, Off Leash

DEPARTMENT 10 - ANIMAL, VET SCIENCE & PET PROJECT

Superintendent: Franklin Cook; info@saukcountyfair.com

Requirements: **Premiums for all classes: 1st - \$2.00 2nd - \$1.75 3rd - \$1.50 4th - 1.25**

- All posters Must Be 14" X 22" and ready to be hung.
- Animal Science Displays are open to members enrolled in animal projects or the veterinary science project.
- Members enrolled in an animal project may enter in those classes which pertain to projects in which they are currently enrolled.
- Displays should relate to one phase of the project - for instance: breeds, care, feeding, management, grooming, health, equipment, careers, or some other relevant topic. The display may be a mobile, a model, photos, something moving, actual articles or poster, or very likely a combination of display methods.
- **No exhibitor may make more than one entry in any prize number**

Premiums: 1st-\$1.75; 2nd-\$1.50; 3rd-\$1.25; 4th-\$1.00

Class 1 - Veterinary Science

1. Poster explaining project work
2. Any display relating to your project literature book. (not a poster)

Class 2 - Pet Project

9. A poster with a picture of your favorite pet, drawn & colored by the exhibitor.
10. A poster with photos of you and your pets (min of 6 pictures).
11. A poster with two photos of your pet that tells a story. Write a title for each picture.
12. A poster with a single photo of your pet (8x10 or larger) with captions.
13. A poster of a favorite pet with info about housing, diet and health. (Does not have to be your pet.)
14. Any other activity not listed above.

Class 3 - Animal Science Displays

19. Animal Science Display-Beef
20. Animal Science Display-Pets
21. Animal Science Display-Cats
22. Animal Science Display-Cavies
23. Animal Science Display-Dairy Goats

24. Animal Science Display-Dogs
25. Animal Science Display-Pork
26. Animal Science Display-Poultry
27. Animal Science Display-Rabbits
28. Animal Science Display-Sheep
29. Article made for animal use (cat scratching post, bed, housing, etc.)
30. Animal Science Display-Scrapbook
31. Exotic Animal Display.
32. Poster on Exotic Animal.
33. Animal Science Display – Dairy

Class 4 – Horse Educational Projects

- Entries may be taken to the State 4-H Horse Expo. Entries should be turned in to the superintendent by Sunday at 3:00pm of Fair week for State 4-H Horse Expo educational projects. State 4-H Horse Expo Rules apply.
- These are **NOT** the same rules as the regular poster or photo projects.

40. Drawing
41. Painting
42. Photography, Action
43. Photography, Still
44. Poster, Educational
45. Scrapbook
46. Model Horse, Single Horse
47. Model Horse, With Rider
48. Any Other Model Horse Exhibit
49. Animal Science Display- Horse

Class 5 – Animal Science Self-Determined

55. Any exhibit relating to an Animal Science Project not listed above.

DEPARTMENT 11 - DOMESTICATED EXOTIC ANIMALS

Judging: Fair Week Friday @ 6:00PM (Progress Hall)

Superintendents – Tammy Case-Fry & Walter Fry; info@saukcountyfair.com

Requirements:

-
- Any animal entered in this dept. may not be entered in any other department
 - Award will be given for cleanest pen and best animal care for the week.
 - Only one animal per lot with grand total of animals by exhibitor limited to 10 in the project.
 - Domesticated Exotic Animals include the following: Goats, Llamas, Alpacas, Miniature horses, donkeys, mules, sheep, pigs and any other animal with prior approval.
 - No mature adult male species of any kind. Only fixed adult male animals will be allowed.
 - You **MUST** sign up for barn duty daily with the Superintendent.
 - Only one animal per class per exhibitor. (Exception is Doe/Kid Class and Dam/Cria Class)
 - Exhibitors must attend at least 2 exotic animal project meetings in the current exhibit year to be eligible to show at the fair.
 - Animals excessively jumping/climbing or escaping a pen will be required to be tied for duration of fair.
 - Only exotic exhibitors or other family members may be in ring at judging time.
 - No Stallions or mature adult male species of any kind including goats, llamas, alpacas, miniature horses, donkeys or mules Allowed. Only fixed adult male animals will be allowed.
 - Goats need official ID may be scrapies Tag, USDA 840 button, or breed association tattoo (with paperwork, as long as it is unique to that animal) Goats exposed to scrapies will not be allowed to show.
 - Llamas and Alpacas from within Wisconsin do not have official ID requirements. Llamas, alpacas from outside Wisconsin must have a certificate of veterinary inspection and official animal health records
 - All equine (horses, donkeys, and mules) need proof of Coggins within last 12 months and health records
 - Premise ID required on online entry forms
 - to show in wether class, the goat must be banded or surgically wethered (no crimping). Must visually be a wether.
 - Decorations: We encourage use fair theme for the Exotic Animal Barn. Project members are encouraged to put up decorations prior to the fair. Check with the superintendent for more information.
 - Exhibitors need to pay a pen fee for each animal brought to fair. No pens are private, and exhibitors should expect to possibly share a pen, families and farms are grouped together first.
 - **All Exhibitors need to check in with the superintendent daily, when animals are at the fair.**

Goat Classes

All breeds will be combined, and animals will be classed by age/sex of animal.

Premiums for all classes: 1st - \$5.00; 2nd - \$4.00; 3rd - \$3.00; 4th - \$2.00

Class 1 – Goat Conformation

1. Kid Male (under 6 months.)
2. Kid Female (under 6 months.)
3. Yearling Male (7-23 months.)
- 4.
5. Yearling Female (7-23 months.)
6. Mature Female (24 months & older)
7. Wether (24 months & older)
8. Doe/Kid (a total fee of \$10.00 is due)

Class 2 – Goat Showmanship

1. Goat Showmanship Beginner (Grades 3-5)

2. Goat Showmanship Intermediate (Grades 6-8)
3. Goat Showmanship Senior (Grades 9 and up)

Class 3 – Goat Obstacle Course

1. Goat Obstacle

Class 4 – Equine Classes

(ALL BREEDS/AGES/SEX of Animals will be combined.)

1. Horse at Halter Female
2. Horse at Halter Male, Fixed
3. Donkey/Mule at Halter Female,
4. Donkey/Mule at Halter Male

Class 5- Equine Showmanship

1. Horse/Donkey/Mule Beginner (Grades 3-5)
2. Horse/Donkey/Mule Intermediate (Grades 6-8)
3. Horse/Donkey/Mule Senior (Grades 9 and up)

Class 6 – Equine Obstacle Course

1. Horse/Donkey/Mule Obstacle course

Class 7- Llama/Alpaca Conformation

1. Llama Yearling & Under (Under 23 months of Age)
2. Alpaca Yearling & Under (Under 23 months of Age)
3. Llama Adult – Female
4. Alpaca Adult- Female

5. Llama Adult- Male (fixed)/Alpaca Adult- Male (fixed)

6. Llama Dam/Cria (a total fee of \$10.00 is due)

7. Alpaca Dam/Cria (a total fee of \$10.00 is due)

Class 8 – Llama/Alpaca Showmansip

1. Llama/Alpaca Beginner Showmanship (Grades 3-5)
2. Llama/Alpaca Intermediate Showmanship (Grades 6-8)
3. Llama/Alpaca Seniors Showmanship (Grades 9+)

Class 9 – Llama/Alpaca Obstacle Course

1. All Llamas/Alpaca Obstacle Course

Class 10 – Sheep, Pig, and other animals if preapproved

- Sheep must have a scrapie tag
- Pig must have swine identification
- Sheet with ear notches, an ear tag, distinctive color patterns, and sex.
- Pigs from Wisconsin will need a Wisconsin intrastate certificate of veterinary inspection (CVI) stating that the entire herd of or was inspected on the farm within 30 days before the show and show end and no signs of disease.
- All pigs must have a (PRRS) Porcine Reproductive and Respiratory syndrome and (SECD) Swine Enteric Coronavirus Disease test of heard of origin within 90 days of the fair.

Class 11 – Conformation

1. Sheep
2. Pig
3. Other

Class 12 – Showmanship

1. Grades 3-5
2. Grades 6-8
3. Grades 9+

Class 13 – Obstacle Course

1. Sheep (can go with goats)
2. Pig
3. Other

Class 14 - Costume Contest

All animals must sign up to receive premiums.

REQUIREMENTS AND CRITERIA

Exhibitor can only show ONE animal species in costume class

All animal exhibitors are welcome (Dairy, Beef, Sheep, Goats, Horses, Swine) All animals in costume class must be on a halter/lead

Main Judging Points:

1. Coverage
 - a. The costume covers over 60% of the animal
 - b. The costume covers over 60% of the exhibitor
2. Acceptance of Costume
 - a. The animal accepts the costume (no stomping, shaking or balking.)
 - b. The animal walks/moves normally with costume. (No sidestepping, hopping)
3. Unified theme
 - a. The exhibitor and animal are in costume.
 - b. The costumes create a unified theme.
 - c. The theme is easily identifiable.
4. Construction of Costume
 - a. Fits animal well - not falling off.
 - b. Is safe for the animal to wear and move around.
 - c. Allows animal and exhibitor to maintain visual acuity.

Educational Display: See Department 10

DEPARTMENT 12- SMALL PETS/POCKET PETS

Judging: Fair Monday Face to Face Judging

Superintendent: Franklin Cook info@saukcountyfair.com

Requirements:

- Judging will take place on Monday of current fair year.
- Judging will be individual and face to face, exhibitor must be present.
- All pets will be brought in at the time of showing and must be taken home immediately following judging.
- These classes are not open to dogs, cats, poultry, waterfowl or pigeons or other animals shown elsewhere in the fair book. Animals shown in small/pocket pets may not be shown in any other department/class/lot.
- All animals must be in a secure cage/container for judging and while on the fairgrounds.
- Attached to each cage, the exhibitor must have a short write-up explaining what is involved in caring for this animal. Exhibit will not be complete without this write up.
- If classes have less than 6 entries, it shall be at the discretion of the judge/superintendent to combine them and have a class of "any other animals."
- Judging is **regular judging**; an exhibit is evaluated based on its own merit; it is not compared to other exhibits in the same class.
- **No exhibitor may make more than one entry in any prize number**

Premiums - Blue - \$2.00, Red \$1.75, White \$1.50, Pink \$1.25

Class 1- Caged Birds

1. Parakeet
2. Cockatiel
3. Small hooked bills (parrot, conure, etc)
4. Large hooked bills (parrot, conure, etc)
5. Hard bills (finches, canaries, etc)
6. Soft bills (mynas, jays, toucans, etc)
7. Any other caged bird not listed

Class 2 - Small, Fur-bearing Animals

1. Cavies Jr - Boar or Sow
2. Cavies Sr - Boar or Sow
3. Other small fur animals (Ferrets, Chinchillas, Gerbils, Hamsters, Rodents (rats, mice, etc.), Rabbits)

Class 3 - Reptiles and Aquatic Pets

1. Fish
2. Reptiles

Class 4 - Other Pets

1. Any other small/pocket pet

Class 5- Small/Pocket Pet Items

1. Scrapbook or exhibit about pet (do not display pet)
2. Article made for your pet (attach 3" x 5" card explaining intended use and how made)
3. Homemade small pet carrying case
4. Poster showing internal parts of small pet (14" x 22")
5. Poster showing external parts of small pet (14" x 22")

DEPARTMENT 13 - CATS

Judging: Fair Week Monday @ 6:30 PM, Progress Hall

Superintendent: Jean Bonham & Mary Bonham; info@saukcountyfair.com

Requirements:

***** VACCINATION REQUIREMENTS***** NO CAGES PROVIDED!**

******Upload your animals Proof of vaccination BY to the end of fair registration (if updated before show, submit to fair office:**

- Proof of vaccinations must be uploaded by end of entry registration
- Cats over 4 months of age need proof of a current Rabies and Distemper Vaccination. (mail/email by May 17th)
- All vaccinations can be administered by a licensed veterinarian.
- Distemper may be administered by a non-veterinarian, but proof of vaccination is required by May 17th.
- A copy of the distemper vaccination labels, showing lot #'s and date of vaccination, with animal name must be mailed/emailed.
- Exhibitors that have not met these requirements will not be allowed to show! Get your proof of vaccinations in!
- Cats must be checked in at registration table **1 HOUR PRIOR** to judging
- A vet will be on the premises starting at 5:30PM to check papers and perform health check of animals. Unhealthy animals will not be allowed to show.
- Cats may be purebred, household pet or of mixed breeding.
- Exhibitors may enter one cat per class.

REGULATIONS!!!

- All cats should be free of contagious diseases including ear mites and fleas.
- Cats are to be brought to the Fair in a carrier.
- **Display cages will NOT be provided.** Youth may decorate their carrier or a box to cover their carrier no bigger than 24"x24"x24"; each member must provide his own cage drapes and feeding equipment.
- All cats need litter, water and food in cages. Each cat will be allocated space no larger than 24"x24"x24".
- Members will be required to bring their own animals to the judging table.
- Judging will include general appearance and condition, temperament and proper handling, hair coat, paws, nails and body build.
- **Long Hair** - Hair coat more than 1" in length.
- **Short Hair** - Hair coat 1" or less in length.
- **No adult, whole males are to be shown.**
- Mixed breed and purebred cats will show together unless numbers in class warrant separation.

Premiums: 1st-\$2.00; 2nd-\$1.75; 3rd-\$1.50; 4th-\$1.25

Class 1 - Kitten (4-8 months of age)

Males

1. Long Hair
2. Short Hair

Females

3. Long Hair
4. Short Hair

Class 2 - Adults (over 8 months of age)

Females (Whole)

5. Long Hair
6. Short Hair

Alters (former males - over 8 months of age)

7. Long Hair
8. Short Hair

Alters (former females - over 8 months of age)

9. Long, Hair
10. Short Hair

Class 3 –Showmanship Premiums: 1st-\$3.00; 2nd-\$2.50; 3rd-\$2.00; 4th-\$1.50

15. Beginning Showmanship Members-Grades 3-5
16. Intermediate Showmanship Members-Grades 6-8
17. Senior Showmanship Members-Grades 9-13

SPECIAL AWARDS

Champion Adult Cat; Reserve Champion Adult Cat; Best Decorated Cage – Ribbon. Educational Display: See Dept. 10 #21 & 31

DEPARTMENT 14 - PLANT & SOIL SCIENCE

Requirements:

Superintendent: LaNell Jaquish info@saukcountyfair.com

All Posters Must Be 14" x 22" with hanger

All Classes in Department

Prepare according to cooperative Pub. A3306- "Exhibiting & Judging Vegetables" Homegrown by exhibitor only.

Exhibitors must attach a 3" x 5" card stating the variety.

No exhibitor may make more than one entry in any prize number

Premiums: 1st-\$2.00; 2nd-\$1.75; 3rd-\$1.50; 4th-\$1.25

Plant and Soil Experiments

Class 1 - Plant and Soil Science Experiments

1. Experiment for members grades 3-6.
2. Experiment for members grades 7 and over.

Field Crops

All Classes - All grain sheaves must be 2 ½ in. diameter when tied at the cut end of the stems. Tie sheaves in three places – below the heads, middle and cut end. All leaves are to be stripped from the stems. Field crops may be current or previous year.

Corn

1. Corn - 80-100 days, 3 stalks, roots attached (wrapped in burlap sack)
2. Corn - 101 days and over. 3 stalks, roots attached (wrapped in burlap sack).
3. Corn, one stalk & ear sample, grain variety
4. Corn, one stalk & ear sample, silage variety
5. Corn-Five ears of hybrid com (husked), last year's ok. (name variety)
6. Popcorn, 6 ears husk removed, (name variety).
7. Sweet Corn, 3 ears, husk removed, current year (name variety).
8. Tallest Stock of Corn

Hay/Haylage

9. Baled Hay, (variety named) 1 foot section, current crop, tied with twine string
10. Haylage, 5 qt pail with handle and lid (variety named)

Grains

11. Oats sheaf (variety named)
12. Winter wheat sheaf (variety named)
13. Other threshed grains in Sheaf (identified & variety named)
14. Winter wheat (type & variety named) in quart size sealed plastic bag
15. Other Grain (type & variety named) in quart size sealed plastic bag

Soybeans

16. Soybeans (variety named) in quart sealed plastic bag. (last year's fall harvest ok)
17. Soybean Sheaf (variety named)
18. Tallest Soybean plant (variety named) in bucket

Class 6-Weeds

19. Biggest weed height x width (weed species must be legal to possess) No Premium-Champion Ribbon Awarded.
20. Collection of 10 different weeds identified.
21. Collection of 10 different plant diseases identified

Vegetables

Vegetable Garden Regulations- Exhibits must come from the exhibitor's own garden.

Exhibits which do not contain the exact number of items specified in the premium list will be disqualified.

The Sauk County Ag Society reserves the right to dispose of all garden exhibits.

Attach a 3x5 card stating the varieties.

All vegetable exhibits will be judged on:

- 1) Uniformity of size, shape, and color
- 2) Trueness to size, shape of color for that variety
- 3) Free of disease, insect and other damages
- 4) Clean vegetables and exact number called for in premium list.

Prepare according to cooperative Pub. A3306- "Exhibiting & Judging Vegetables"

Premiums: Vegetables and Posters 1st-\$2.00; 2nd-\$1.75; 3rd-\$1.50; 4th-\$1.25

Class 2 – Vegetable Garden

1. Celery, 1 plant
2. Cauliflower, one head
3. Broccoli, one head
4. Rhubarb, 6 stalks, 12" long, no leaves

Squash

5. Squash, summer, one
6. Squash, winter, one

Leafy Vegetables

7. Leaf lettuce, 2 bunches, in water with roots.
8. Head lettuce, one head,
9. Early Cabbage, one head
10. Red Cabbage, one head
11. Chard, 2 bunches, in water with roots
12. Kale, 2 bunches, in water with roots
13. Spinach, 2 bunches, in water with roots

Root Vegetables

14. Radishes (white or red) plate of 6
15. Carrots - six
16. Beets – six
17. Turnips, plate of four
18. Potatoes (early, mid-summer, late) labeled and named, plate of four
19. Onion- (red, yellow, white) plate of three
20. Kohlrabi - 3
21. Asparagus (6 stalks)

Legumes - Beans & Peas

22. Beans (yellow, green, or purple) 10 pods
23. Peas, 10 pods

Tomatoes

24. Tomatoes (red, green, yellow) plate of six
25. Tomatoes (cherry or grape) plate of six

Cucumbers

26. Cucumber, small, six
27. Cucumber, dill pickling, six
28. Cucumber, large slicing, three

Peppers

29. Peppers (red) three
30. Peppers (green) three
31. Peppers (hot) three

Herbs

32. Dill – one plant
33. Chives, one plant (in container)
34. Basil – one plant (in container)
35. Herbs, one variety not listed, named
36. Herb collection, five varieties, named

Other

37. Eggplant-one
38. Muskmelon - one
39. Any other vegetable not listed, named - three
40. Vegetables with unusual appearance - one
41. A poster on any vegetable, poster must be 14" in x 22" in with hanger
42. Garden Plans of exhibitor showing companion planting and/or other plans.

Garden Equipment

43. Homemade Scarecrow (grades 3-8)
44. Homemade Scarecrow (grades 9 and over)
45. Collection of garden tools with description of what they are used for. (3-5 tools)

SELF DETERMINED PLANT & SOIL SCIENCE PROJECT

46. Any other exhibit relating to your garden vegetables project

Garden Boxes

Garden Box Regulations -Exhibits must come from the exhibitor's own garden, unless otherwise noted.

Exhibits will be judged on quality, uniformity, and correct number of vegetables shown.

Junior members: Those grades 8 and under on January 1 of exhibit year.

Senior members: grade 9 and over on January 1 of exhibit year.

Each garden box exhibit is required to be displayed in space provided, arranged by exhibitor.

Six kinds of vegetables will make a garden box or creative basket exhibit: These six may be taken out of any of the following groups. Be sure you have the correct number of specimens for each as listed below:

- Choose 1 specimen from this list: broccoli, cabbage, cauliflower, eggplant, pie pumpkin, squash, muskmelon, lettuce, kale, spinach or chard.
- Choose 2 specimens of this list: Celery, cucumber (slicing and ripe), Kohlrabi,
- Choose 3 specimens of this list: Beets, carrots, onions, parsnips, peppers (sweet), tomatoes, grape or cherry tomatoes, turnips and sweet corn.
- Choose 6 specimens of this list: Peppers (hot), radishes,
- Choose 12 specimens of this list: Snap beans, pea pods, ground cherries. VEGETABLES NOT LISTED:
- May be used as decoration only.

Premiums - Sr. & Jr. Garden Box: 1st-\$3.00; 2nd-\$2.75; 3rd-\$2.50; 4th-\$2.25
Garden Boxes - Can only enter ONE LOT of 1-6 below or ONE Garden Box

Judged on vegetables only.

46. Junior members (grades 3-8) Garden Box (box provided by the exhibitor). Judged on vegetables only.
47. Senior members (grade 9 and over) Garden Box (box provided by the exhibitor). Judged on vegetables only. **OR**

Judged on creativity only, EXHIBITOR GROWN

48. Junior members (grades 3-8) Creative Garden Box (box provided by the exhibitor). Judged on creativity only.
49. Senior members (grade 9 and over) Creative Garden Box (box provided by the exhibitor). **OR**

Judged on creativity vegetables grown by exhibitor or purchased or combination

Vegetables may be grown by exhibitor or purchased and not from members own garden for Lots 5-6.

50. Junior members (grades 3-8) Creative Garden Box (box provided by the exhibitor). Judged on creativity only.
51. Senior members (grade 9 and over) Creative Garden Box (box provided by the exhibitor). Judged on creativity only.

DEPARTMENT 15 - FLOWERS & HOUSE PLANTS

Requirements: Superintendent: LaNell Jaquish; info@saukcountyfair.com

All Classes. All posters will be 14" x 22" with hanger

(All members should provide their own containers.) Exhibits will be judged on flower perfection. Arrangements judged on flower condition, color and line and design. All flowers must be grown by exhibitor.

No exhibitor may make more than one entry in any prize number

Premiums: Blue-\$2.00; Red-\$1.75; White-\$1.50; Pink-\$1.25

Class 1- Flowers Cut Flowers

1. Single stem annual, any color
2. Single stem perennial, any color
3. Single gladiolus spike
4. Single stem Dahlia
5. Three (3) stems of Zinnias
6. Three (3) stems of Marigolds
7. Three (3) stems of Petunias
8. Daylilies
9. Bouquet of any mixed flower not listed above
10. Any other perennial, 3 spikes or stems named on tag
11. Garden Plans of exhibitor showing companion planting and/or other plans.

Class 1 -Floral Arrangements

Premiums - Blue-\$2.50; Red-\$2.25; White-\$2.00; Pink-\$1.75

Arrangements must be made and grown by the exhibitor. No greenhouse materials.

12. Corsage, fresh floral
13. Bouquet of cut flowers to be viewed from all sides.
14. Floral Arrangement for a dinner table
15. Floral arrangement for coffee or end table.
16. A miniature arrangement or bouquet (maximum height 6 inches)
17. Floral arrangement with International theme.
18. Floral arrangement with Wedding theme.
19. Floral arrangement with Holiday theme.
20. Floral arrangement for special occasion
21. Floral arrangement using household items, 50-75% flowers
22. Dried or artificial floral arrangement
23. Any other floral arrangement not listed above

Wildflowers - all wildflowers must be picked legally and have no legal restrictions.

24. Bouquet using wildflowers.
25. Arrangement using wildflowers
26. Bouquet using dried wildflowers

Class 2- House Plants & Indoor Gardening

All plants must be grown indoors, under ordinary house conditions. Containers may not exceed 8" in Diameter

All entries must have an attached card with the following information - Plant Name, Date Started, Propagation Method.

Premiums: 1st-\$2.00; 2nd-\$1.75; 3rd-\$1.50; 4th-\$1.25

1. African Violet-one plant, 1 crown
2. Geranium-1 plant
3. Impatiens-one plant
4. Fibrous Begonia-1 plant
5. Any other flowering plant-(other than those listed above)

6. Coleus
7. Ivy
8. Spider Plant
9. Any other foliage plant (not listed above)
10. Containers of 3 foliage plants of different species
11. Any fern, name variety
12. Any cactus, name variety
13. Hanging Basket (Exhibit of 1 basket) ready to hang
14. Educational display (i.e. poster)

Class 3 – Plant Craft

1. Terrarium (covered container, all types and kinds)
2. Desert Garden (examples: cactus, sedum)-at least 3 varieties
3. Dish Garden (all types & kinds)
4. Woodland Garden (examples: ferns, moss)-at least 3 varieties
5. Fairy Garden, all types
6. Wall hanging wreath
7. Wall hanging swag
8. Dried or artificial flower wall hanging (wreaths, swags, etc.)
9. Artificial flower corsage
10. Artificial flower arrangement
11. Wreath of natural materials
12. Gourd Art
13. Garden Decoration
14. Pressed Flower Project (cards, wall hanging, etc)
15. Bucket of Blooms (up to a five-gallon bucket displaying any combination of herbs, flowers, plants, grasses, and accessory items)
16. Any other exhibit pertaining to the project.

Class 4 – Home Grounds

Premiums: 1st-\$2.00; 2nd-\$1.75; 3rd-\$1.50; 4th-\$1.25

1. Scrapbook on lawn with before and after pictures, with story, seed used, fertilizer and weed control.
2. Mounted specimens of shrub and tree leaves, underside and top of leaf. Identified.
3. Landscape plans include pictures of before and after and show improvements made.
4. Any other home grounds project exhibit or poster.

Class 5 – Other Displays- Open to Flowers, House Plant and Garden Exhibitors

Premiums: 1st-\$2.00; 2nd-\$1.75; 3rd-\$1.50; 4th-\$1.25

1. Any other exhibit not listed above.

DEPARTMENT 16 - NATURAL RESOURCES SCIENCES

Superintendent: Franklin Cook; info@saukcountyfair.com

Requirements:

Premiums 1st - \$2.00; 2nd - \$1.75; 3rd - \$1.50; 4th - \$1.25

-
- All posters must be 14" x 22" with hanger
 - **Enter online and bring your completed shooting sports certificate to the pre-fair judging day, or mail to the fair, or email by Monday of fair at 7 PM. The form can be found at the end of this book, and your leaders will have copies also.**
 - **No exhibitor may make more than one entry in any prize number**

Class 1 - Birds

1. Scrapbook of 20 bird pictures, either drawings or cutouts of birds seen and identified by the member. Each drawing properly labeled with food habits, migratory habits, habitat and nesting of each bird.
2. Birdhouse, simple.
3. A bird feeder assembled from a milk carton, plastic bottle, log, etc.
4. Wooden birdfeeder.
5. A scrapbook of activities in the bird project during the past year. Include field trips, photography, bird banding, feeding, etc.
6. Any other bird exhibit not listed above

Class 2 - Entomology

10. Poster on how insects communicate with each other
11. Collection of 10 different insects, correctly identified and labeled
12. Collection of 20 different insects, correctly identified and labeled
13. A poster of an insect leg with the parts identified
14. A collection of at least 25 different insects, correctly identified and labeled
15. Any other Entomology exhibit not listed above

Class 3 – Rifle

Poster illustrating the different rifle sights

28. Poster illustrating "how to clean and care for your gun"
29. Poster on the common carrying positions
30. Poster illustrating transporting firearms
31. Poster properly labeled illustrating gun types and parts
32. Display model showing parts of a gun
33. Poster illustrating how to handle firearms while hunting in a group (maximum of two topics per poster)
34. Poster illustrating all four firing positions
35. A lockable display illustrating various types of ammunition (case must be displayed with glass or plexiglass type cover)
36. Making a stock for your gun
37. Display (or poster) to show the parts of a cartridge. Explain each part
38. Display or poster to show how to make a "survival still"
39. Any other exhibit related to this project

For the shooting exhibits (#45-47 & 50-51) you must participate in the countywide shooting sports project to compete in the shooting contest.

- 45. Rifle - Target Shooting
- 46. Trap Shooting Targets - Grades 6+
- 47. Air Pistol – Grades 6+
- 48. Black Powder - Target Shooting - Grades 6+

Class 4 – Archery

- 50. Compound Bow (Regardless of age)
- 51. Recurve Bow (Regardless of age)

Class 5 – Other Shooting Sports Displays

- 80. Poster illustration different kinds of arrows
- 81. Poster illustrating different kinds of bows
- 82. Exhibit of handmade accessory items, leather finger tab or glove, arm guard, quiver
- 83. Exhibit of drawings or pictures showing proper shooting techniques
- 84. A scrapbook on a hunter's diary of his/her own hunt.
- 85. Any other shooting sports exhibit not listed above.

Class 6 – Sports Fishing

- 100. A Poster or display on the Improved Clinch Knot, Palomar Knot, Snell Knot or Turtle Knot
- 101. A Poster on your casting Record
- 102. A poster (with pictures) of your first big fish catch
- 103. A poster or display on various types of fishing tackle
- 104. A small survival kit for fishing
- 105. A poster on Parts of a Fish
- 106. A poster or display on the Spinning Reel Parts
- 107. A poster on the Overhead Cast
- 108. A display on Tying Fishing Knots
- 109. A display on different types of fish
- 110. A homemade lure
- 111. A poster or display of the types of insects- fish like
- 112. A poster on Fishing Ethics
- 113. Any other sports fishing exhibit not listed above

Class 7 - Wildflowers

- 125. Picture or drawings of 10 wildflowers
- 126. Display showing leaf arrangements
- 127. Display showing different types of flower clusters
- 128. Display showing types of leaves
- 129. Any other wildflower exhibit not listed above

Class 8 – Rock Climbing

- 130. Poster illustrating proper knots used for Rock Climbing
- 131. Display relating to Rock Climbing
- 132. Poster relating to Rock Climbing
- 133. Poster or display educating others about the principles of "Leave No Trace"
- 134. Photo display illustrating different rock-climbing techniques
- 135. A prepared (from scratch) healthy snack that would be good to take on a rock climbing adventure
- 136. Any other rock-climbing exhibit not listed above

Class 9 - Astronomy

- 140. Display relating to Astronomy
- 141. Poster relating to Astronomy

Class 10 – Adventure Project

- 145. Display relating to your Adventure Project
- 146. Poster relating to your Adventure Project

Class 11 - Forestry

- 150. A poster telling how to find the age of a tree
- 151. Dry and mount 5 different kinds of leaves
- 152. Collect an example of a stem canker you learned and make an exhibit
- 153. An exhibit on how to measure a tree
- 154. Make a poster (or display) on steps to properly prune a tree branch
- 155. Make a poster on different ways a leaf, tree branch or entire tree can be reused, recycled and renewed
- 156. Any other Forestry exhibit not listed above

Class 12 -Outdoor or Adventure Projects

Backpacking

- 165. A display relating to the Backpacking project
- 166. A poster relating to the Backpacking project

Hiking

- 170. A display relating to Hiking Project
- 171. A poster relating to the Hiking Project
- Camping**
- 175. A display relating to the Camping Project
- 176. A poster relating to the Camping Project
- Canoeing**
- 178. A display relating to the Canoeing Project
- 179. A poster relating to the Canoeing Project

Class 13 – Self-Determined Natural Science

- 180. Any display relating to Natural Science Project
- 181. Poster relating to Natural Science
- 182. Exhibit made from natural materials

DEPARTMENT 17 – EXPLORING

Superintendent: Connie Meyer; info@saukcountyfair.com

Requirements:

Premiums: 1st-\$1.75; 2nd-\$1.50; 3rd-\$1.25; 4th-\$1.00

- This department is for first year exhibitors or for exhibitors to try a project they are not enrolled in.
- NOT OPEN TO EXHIBITORS that are showing in the full DEPARTMENT! If you are in a project, choose the appropriate entry in that department
- Scrapbooks should have at least 4 pages and a maximum of 10 pages.
- Exhibits shall not be displayed in any other department.
- Posters can be no larger than 14"x22" with hanger
- No exhibitor may make more than one entry in any prize number

Class 1

1. Rock creatures NOT OPEN TO EXHIBITORS IN DEPARTMENT 18.
2. Any kind puppet NOT OPEN TO EXHIBITORS IN DEPARTMENT 18.
3. A simple crocheted article NOT OPEN TO EXHIBITORS IN DEPARTMENT 27
4. Terrarium NOT OPEN TO EXHIBITORS IN DEPARTMENT 15.
5. Aerospace Exhibit NOT OPEN TO EXHIBITORS IN DEPARTMENT 24.
6. A collection of 5 wildflowers identified with common names, mounted and exhibited in a scrapbook. NOT OPEN TO EXHIBITORS IN DEPARTMENT 16.
7. Five mounted insects, identified with common names. NOT OPEN TO EXHIBITORS IN DEPARTMENT 16.
8. A display of garden items you have grown. NOT OPEN TO EXHIBITORS IN DEPARTMENT 14.
9. Poster promoting a particular livestock product such as dairy, meat, eggs, etc. NOT OPEN TO EXHIBITORS IN DEPARTMENT 10.
10. Homemade musical instrument NOT OPEN TO EXHIBITORS IN DEPARTMENT 18.
11. A simple craft article. NOT OPEN TO EXHIBITORS IN DEPARTMENT 18.
12. A drawing or sketch in pencil mounted on 11"x14" tagboard. NOT OPEN TO EXHIBITORS IN DEPARTMENT 24.
13. A simple wall hanging for your room. NOT OPEN TO EXHIBITORS IN DEPARTMENT 24.
14. Original drawing of any subject. NOT OPEN TO EXHIBITORS IN DEPARTMENT 18.
15. Original painting of any subject. NOT OPEN TO EXHIBITORS IN DEPARTMENT 18.
16. Scrapbooking Project – (Minimum of 4 pages) NOT OPEN TO EXHIBITORS IN DEPARTMENT 18.
17. A simple knitted article. NOT OPEN TO EXHIBITORS IN DEPARTMENT 27
18. Homemade Cookies (4) any kind-bring recipe. NOT OPEN TO EXHIBITORS IN DEPARTMENT 25.
19. Simple sewn project. NOT OPEN TO EXHIBITORS IN DEPARTMENT 26.
20. One or more pictures taken by exhibitor - displayed on tagboard. Max size 11"x14", NOT OPEN TO EXHIBITORS IN DEPARTMENT 20.
21. Lego or K'Nex exhibit. NOT OPEN TO EXHIBITORS IN DEPARTMENT 24.
22. An arrangement of dried flowers. NOT OPEN TO EXHIBITORS IN DEPARTMENT 15.
23. Any other exhibit that does not fit into above category and does not conflict with other entries in that department.

DEPARTMENT 18 - CULTURAL ARTS (Includes Music, Drama, Speaking & Creative Writing)

Superintendent: Sharon Verthein, Leticia Keding; info@saukcountyfair.com

Requirements:

Premiums 1st-\$2.00; 2nd-\$1.75; 3rd-\$1.50; 4th-\$1.25

- Exhibits previously exhibited at the Sauk County Fair are NOT eligible for competition.

**Due to face-to-face judging, all grades are combined. The judge will make comments, etc. and give placing according to appropriate work for your age.

No exhibitor may make more than one entry in any prize number (As an example-if you are bringing a watercolor -scenic painting in department 18, class 1, lot 6-etc, you may only enter that department, class and lot with ONE watercolor-scenic item. You cannot enter two of department 18, class 1, lot 6-etc. You may enter other lots, but only one lot in each class and department.)

Performance Arts Festival participants, you must register by the deadline UW-Extension sets, and enter the appropriate entry for the fair by the fair entry registration deadline for that year.

Class 1 - Paintings (Suggested minimum size is 9x12")

1. Oil Painting - Modern
2. Oil Painting - Scenic
3. Oil Painting - Still Life
4. Oil Painting - Other than above
5. Watercolor - Modern
6. Watercolor - Scenic
7. Watercolor - Still Life
8. Watercolor - Other than above
9. Acrylic Painting - Modern
10. Acrylic Painting - Scenic
11. Acrylic Painting - Still Life
12. Acrylic Painting - Other than above
13. Painting - Choice of media (not listed above) w/matte and/or frame
14. Painting on an article, not canvas
15. Cartoons, any media

Class 2 – Drawings (Suggested minimum size of 9" x 12")

20. Colored Pencil
21. Black & White Pencil
22. Pastels
23. Charcoal
24. Pen & Ink (can include felt tip & color)
25. Mixed media
26. Drawing - Choice of media (not listed above) with matte and/or frame
27. Story Drawing, any media

28. Cartoons, any media

Class 3 - Leather

36. Belts

37. Collars

38. Wristbands

39. Article one - other than listed above

40. Article two - other than listed above

41. Article three - other than listed above

Class 4 – Decorative Stitching

45. Set of 2 Counted Cross Stitch Items (8"x10": or smaller)

46. Set of 2 Counted Cross Stitch Items (larger than 8"x10")

47. Counted Cross Stitch (8"x10" or smaller) (actual design)

48. Counted Cross Stitch (larger than 8"x10") (actual design)

49. Crewel Stitched Item

50. Candle-wicked Item

51. Any other stitchery item (8"x10" or smaller) (actual design)

52. Any other stitchery item (larger than 8"x10") (actual design)

53. Embroidery article (other than counted cross stitch) (8"x10" or smaller)

54. Embroidery article (other than counted cross stitch (larger than 8"x10"))

55. Set of embroidery articles.

Class 5 - Ceramics (All sizes refer to the height of the exhibit)

Stained

60. One item - (6" or smaller)

61. One item – (larger than 6")

62. Set of items – (6" or smaller)

63. Set of items – (larger than 6")

64. Pre-cleaned item, any size

65. Set of pre-cleaned items, any size

Dry Brushed

70. One item - 6" or smaller

71. One item - larger than 6"

72. Set of items - 6" or smaller

73. Set of items - larger than 6"

74. Pre-cleaned item, any size

75. Set of pre-cleaned items, any size

Glazed

80. One item - 6" or smaller

81. One item - larger than 6"

82. Set of items - 6" or smaller

83. Set of items - larger than 6"

84. Pre-cleaned item, any size

85. Set of pre-cleaned items, any size

(Mother-of-Pearl, Gold, etc)

90. One Item - 6" or smaller

91. One Item – larger than 6"

92. Set of Items - any size

Class 6 - Pottery (Handmade-built - to be formed & decorated by member)

95. Coil pot

96. Pinch pot

97. Slab pot

98. Thrown pot

99. Any other item

Class 7 – Latchhook

105. One item – 8"x10" or smaller

106. One item - larger than 8"x10"

107. Set of items

Class 8 – Stencil Painting

115. One item - stenciled on paper

116. One item - stenciled on fabric

117. One item - stenciled on wood

118. One item - that does not fit into above categories

119. Set of stenciled items (any media)

Class 9 - Recycled Art

125. Ornaments (3)

126. Creative use of old greeting cards (3)

127. Doll or Animal

128. Mobile

129. Wastebasket

130. Another reasonable recycled art item - Name on entry blank

Class 10 - Jewelry

135. Earrings

136. Necklace

137. Any other jewelry - single piece - other than earrings and necklace

138. Set of jewelry

Class 11 - Candles

- 145. Dipped candle - 6" or smaller in height
- 146. Dipped candle - larger than 6" in height
- 147. Poured candle - 6" or smaller in height
- 148. Poured candle - larger than 6" in height
- 149. Rolled beeswax candle
- 150. Any other candle that does not fit into above categories

Class 12 - Basketry

- 155. Spoked basket
- 156. Plated basket
- 157. Ribbed basket
- 158. Coiled basket
- 159. Any other basket not listed above

Class 13 - Quilts

- 165. Full-size Quilt
- 166. Baby Quilt
- 167. Tied quilt (fleece)
- 168. Any quilt made by exhibitor (finishing not done by exhibitor)
- 169. Any other quilted item
- 170. Any other quilt (including quilted wall hanging – ready to be hung)

Class 14 – Decoupage (Mod-Podge, Envirotex, etc.)

- 175. One item – 8"x10" or Smaller
- 176. One item - Larger than 8"x10"
- 177. Set of items

Class 15 - Weaving

- 180. Hand woven rug
- 181. Other hand-woven item

Class 16 - Calligraphy

- 185. One item – 8"x10" or Smaller
- 186. One item - Larger than 8"x10"
- 187. Set of items

Class 17 – Textile Painting

- 190. Liquid Embroidery - **one item other than sweat shirt or t-shirt**
- 191. Painted design on purchased sweat shirt or t-shirt

Class 18 - Macrame

- 195. Plant hanger or wall decoration
- 196. Any other Macramé item

Class 19 – Plaster of Paris Item (not ceramics)

- 200. One item 6" or smaller
- 201. One item larger than 6"
- 202. Set of items

Class 20 – Tie Dying

- 205. Tie dyed t-shirt or sweat shirt
- 206. One item other than t-shirt or sweat shirt

Class 21 - Glasswork

- 210. Glass Etching
- 211. Stained glass item 6" or smaller
- 212. Stained glass item larger than 6"
- 213. Set of glass items

Class 22 - Rubberstamping

- 215. A holiday card
- 216. Gift Bag with attachment card
- 217. Gift Box with attachment card
- 218. One item stamped and decorated (i.e., colored)
- 219. Set of items (at least 3 pieces)
- 220. A stamped item other than paper

Class 23 – Scrapbooking (Must contain at least 10 pages)

- 221. A scrapbook made of a special event (wedding, graduation, retirement, etc.)
- 222. A scrapbook of your 4-H year.
- 223. A scrapbook of your pet.
- 224. A scrapbook of a family vacation
- 225. A scrapbook of a camp experience
- 226. Any other scrapbook exhibit not listed above

Class 24 - Clowning

- 230. A colored sketch of a makeup design for a character from a play, mime act or clown act and a photograph of themselves in the character makeup.
- 231. A puppet made by exhibitor for use in clowning. Attach card describing purpose and use.
- 232. A poster or scrapbook showing your clowning experience.
- 233. Any other article related to clowning.

Class 25 – Other Crafts

- 235. Dough Art
- 236. Bead or sequin art
- 237. Fabric covered book or picture frame
- 238. Gift wrapped box – 5"x7" or larger

- 239. Homemade doll or animal
- 240. Metal or tin punch item
- 241. Model trucks, cars, van, etc. (kit permitted)
- 242. Mosaics, seeds, glass, tiles, thread, or any other medium
- 243. Any items made from all natural materials - (corn husks, pine cones, dried flower weeds, straw, willows, etc.)
- 244. Paper twist - any item made and decorated
- 245. Pine wood car or truck - kit permitted
- 246. Sand casting
- 247. Paper cutting
- 248. Sculpture or carving (any medium)
- 249. Stone paper weights, set of 2
- 250. Decorating painting (on something other than textiles - wood tin, leather)
- 251. Wire, string or yarn art - decorations or wall hangings
- 252. Woodcraft article
- 253. Plant craft article
- 254. Dream Catcher
- 255. Homemade Soap (2 bars)
- 256. Homemade hand lotion, lip balm, bubble bath, etc.
- 257. Any other item not listed above
- 258. Needle felting article

Class 26 – Performing Arts

*If you participated in the Performing Arts Festival held at or before the Fair, you must enter this class on your online entry form in order to get premiums on your presentation.

- 265. Poster on music
- 266. Music Composition
- 267. Any other item relating to music
- 268. Any Puppet you created
- 269. Write a story plot for your puppet
- 270. Create a Clown Character
- 271. Create a picture Story
- 272. Make a mask for a character of your creation - any media
- 273. Select an animal or human character. Design the face to represent 3 stages of that character's life.
- 274. A poster on the Dance Project
- 275. A display on the Dance Project
- 276. Any other Performing Arts Exhibit not listed above

Class 27 – Performance Arts

Performance arts entries are for registered exhibitors only. Only enter these exhibits if you participated in this festival.

*If you participated in the Performance Arts Festival held at or before the Fair, you must enter this class on your online entry form in order to get premiums on your presentation.

- 290. Vocal -Solo
- 291. Vocal – Small Group (4 or less)
- 292. Vocal- Large Group (5 or more)
- 293. Instrumental - Solo (piano, drums, flute, etc)
- 294. Instrumental – Small Group (4 or less) (piano, drums, flute, etc)
- 295. Instrumental – Large Group (5 or more) (piano, drums, flute, etc)
- 296. Dance Solo
- 297. Dance- Small Group (4 or less)
- 298. Dance – Large Group (5 or more)
- 299. Club Musical Mini-Drama
- 300. Interpretive Performance- Solo
- 301. Interpretive Performance-Small Group (4 or less)
- 302. Interpretive Performance-Large Group (5 or more)
- 303. Interpretive Reading – Solo
- 304. Interpretive Reading – Group 2 or more
- 305. Mini-Drama
- 306. Club Drama
- 307. Original Story / Selection - individuals only

See Dept. 31 for Demonstration entries Premiums: **1st-\$3.00; 2nd-\$2.75; 3rd-\$2.50; 4th-\$2.25**

Class 29 – Written Class- Judged at the fair.

- 310. Single Poem
 - 311. Short Story
 - 312. One Act (of a) Play, Written by individual
 - 313. Collection of up to 12 Poems
 - 314. One Chapter of a Book
 - 315. Any Other Writing of similar length
 - 316. One Act (of a) Play, group written by max. 6 people
- Premiums: 1st-\$2.00; 2nd-\$1.75; 3rd-\$1.50; 4th-\$1.25**

DEPARTMENT 20 – PHOTOGRAPHY

Superintendent: Katie Cook :info@saukcountyfair.com

- **REQUIREMENTS:** Premiums: 1st - \$2.00; 2nd - \$1.75; 3rd - \$1.50; 4th - \$1.25 (hanger must be attached)

Preparation of Exhibit and Rules - Exhibits must all be original work.

Read & follow all the rules

Remember:

1. **No exhibitor may make more than one entry in any prize number**
2. **No Exhibitor may enter both open and Junior Class.**
3. All pictures and slides must be made during the 12 months since the last fair
4. Exhibits with images of the exhibitor in the picture will be disqualified and removed unless entered in the "Picture of self" class.
5. Each photo may be entered only once. Duplicate entries will be disqualified and removed.
6. Judging: Photographs will be judged on the basis of technical quality, composition, and storytelling ability.

Choose Photos and prepare

7. Use sturdy cardboard, tag board or foam core, cut to or 14" x 11" for 4 for fewer pictures, and 14" x 22" for 5 or more pictures as stated.
8. Use double-stick tape or rubber cement to mount pictures. No photo corners.

NOTE: It is suggested that pictures be mounted with double stick tape

9. Each picture should not be any larger than 4"x6" except if it's directions are marked differently.
10. Cropping is accepted and encouraged.
11. Recommendation: **Don't use date stamped photos**
12. Exhibits of **5 or more pictures** must be mounted on sturdy cardboard, tag board or foam core that is 14" x 22"
13. Exhibits of **4 or fewer pictures** must be mounted on sturdy cardboard, tag board or foam core, 14" x 11"
14. All single enlargements should be mounted or matted, on any size background material, or placed in a frame.

Captions on pictures are encouraged for each picture, **Write title as simple as possible.**

Before you bring your photo exhibit to the fair:

15. **Display Camera Used.** Exhibit must **display, on the lower right-hand corner of the front side of the exhibit** the type of camera, phone, or Tablet that is used (e.g. 35 mm, Samsung Galaxy6, iPad etc.) the make (e.g. Olympus, Canon) and the model (e.g. Easyshare, ZD86, Rebel EDS) of the camera used.
16. **Attach entry tag on the upper left-hand front corner** of the exhibit.
17. **Ready to Hang: Make sure your exhibit is ready to hang,** with photo clips, string, etc.
18. Place slide exhibits in reusable (metal clasp or string) envelope - do not mount. Slides will be viewed and judged with a slide projector. Initial and number each individual slide. Slides will be viewed and judged with a slide projector. Initial and number each individual slide.

All entries not complying with rules will receive a pink ribbon. The picture will be disqualified and removed for rules 13 and 14.

Ideas for photos: vacation or special event, sports or action, people involved in youth groups, people, candid not posed people pictures, silhouettes, reflections, or shadows, buildings, barns, tell a story, flowers, agricultural scenes, sunrise/sunset, animals.

Class 1 – Black and White or Sepia

All Ages & Levels

1. Four pictures on any subject - Black & White or Sepia
 2. Five pictures on the same subject – Black & White or Sepia
 3. Four pictures of different subjects - one each of buildings, people, animals or birds and landscape - Black & White or Sepia.
 4. Four pictures showing Sauk County tourism attractions - Black & White or Sepia
 5. Four pictures showing 4 different youth group activities - Black & White or Sepia
 6. Four pictures of a special occasion. - Black & White or Sepia
 7. Four pictures of the Sauk County Fair. - Black & White or Sepia
 8. One picture of My Best Friend (can be animal or person). - Black & White or Sepia
 9. My Best Picture (one photo). - Black & White or Sepia
 10. Any other photo techniques (including panoramic, digital enhancement, etc.). - Black & White or Sepia
 11. One photo collection of inanimate objects arranged by photographer - Black & White or Sepia
 12. Four flash portraits showing fill - in flash and/or bounce flash. - Black & White or Sepia
 13. Four pictures taken with existing light indoors. - Black & White or Sepia
 14. Four pictures showing creative use of lens filter(s). - Black & White or Sepia
 15. Four Stop Action photos. - Black & White or Sepia
 16. Four pictures showing special effects or double exposure techniques - Black & White or Sepia
 17. Four close-up or macro photographs - Black & White or Sepia
 18. Four close-up or macro photographs - Black & White or Sepia
- #### **Enlargements Black & White or Sepia**
19. One 8"x10" enlargement of Sauk County tourism - Black & White or Sepia
 20. One 8" x 10" enlargement of youth group activity - Black & White or Sepia
 21. One 8" x 10" enlargement of a posed picture - Black & White or Sepia
 22. One 8" x 10" enlargement of a landscape - Black & White or Sepia
 23. One "5x7" enlargement of any subject - Black & White or Sepia

Class 2 – Color

All Ages & Levels

1. Four pictures on any subject –Color
2. Five pictures on the same subject –Color
3. Four pictures of different subjects - one each of buildings, people, animals or birds and landscape –Color.
4. Four pictures showing Sauk County tourism attractions. –Color
5. Four pictures showing 4 different youth group activities –Color
6. Four pictures of a special occasion. –Color
7. Four pictures of the Sauk County Fair. –Color
8. One picture of My Best Friend (can be animal or person). –Color
9. My Best Picture (one photo). –Color
10. Any other photo techniques (including panoramic, color wash, digital enhancement, etc.). –Color

11. One photo collection of inanimate objects arranged by photographer –Color
12. Four flash portraits showing fill - in flash and/or bounce flash. –Color
13. Four pictures taken with existing light indoors. –Color
14. Four pictures showing creative use of lens filter(s). –Color
15. Four Stop Action photos. –Color
16. Four pictures showing special effects or double exposure techniques –Color
17. Four close-up or macro photographs –Color
18. Four close-up or macro photographs –Color
19. Four pictures – using line design, texture or pattern
20. Four pictures – sunrise/sunset
21. Four pictures – Experimental photography (night exposure, double exposure, etc)
22. Four pictures of self, taken with or without timer (if timer was used write “timer” in lower right-hand corner of individual photo)
23. Four pictures – Creative collage (photos only. 4-8 images, may vary in size and shape.
24. Instagram format mounted attractively (six pictures)

Enlargements - Color

25. One 8”x10” enlargement of Sauk County tourism. –Color
26. One 8” x 10” enlargement of youth group activity. –Color
27. Any subject (5”x7”) –Color
28. Same theme (one 5”x7” and two smaller pictures) –Color
29. Picture of self, taken with or without timer (if timer was used write “timer” on lower right corner) (5”x7”) –Color
30. Any subject (8”x10”) –Color
31. Posed portrait (8”x10”)
32. Best picture, any subject (8”x10”)
33. Landscape (manmade allowed) (8”x10”)
34. Still life (three-to-five inanimate, nonliving objects arranged by photographer) (5”x7”)

Photo Editing

All Ages & Levels

Print

35. Photo editing: two prints no larger than 4” x 6”, any subject, one before (original print) and one after (edited print)

Video

36. One video produced by an exhibitor on any topic of interest to the exhibitor. Maximum of 2 minutes. A statement of production techniques used must accompany the video. Entry must be on a flash drive. (Computer will be provided for judging)

Portfolio

Open to grades 9+ only

37. Career Portfolio showing members photography career. Twelve photos of any size, any subject, displayed in a three-ring binder with page protectors one photo per page. Include year each photo was taken.

Class 3 – Self Determined Communication Arts Project

1. Any exhibit relating to a Communication Arts Project.

DEPARTMENT 21 – COMPUTERS

Superintendent: Franklin Cook; info@saukcountyfair.com

REQUIREMENTS

- All Posters Must be 14” x 22” and have hanger attached.
- **No exhibitor may make more than one entry in any prize number**

Premiums: 1st - \$2.00 2nd - \$1.75 3rd - \$1.50 4th - \$1.25

Class 1– Information

1. Poster, History of Computers
2. Poster, Computers in Our Lives
3. Poster, Computers on the Job
4. Poster/Display, Showing Parts of Computers and what they are & function
5. Poster/Display, Computer Software, Describe the function or use
6. Poster, establish a network and diagram and how it flows
7. Poster/display, showing different programming languages commonly used to create computer software
8. Online Safety Guide
9. Poster/ Display, Internet Safety
10. Poster, Types of social media, purpose, & concerns/safety
11. Poster, Social Media Safety
12. Any other project related

Class 2-Created Using Computer Software: On a note card, explain what and why you did it, what software you used and how long it took to do it.

1. Computer Generated-Letter
2. Computer Generated-Greeting Cards (Series of 3 to 4 cards)
3. Computer Generated-Birthday Card or Sign
4. Computer Generated-Storybook
5. Computer Generated-Scrapbook
6. Computer Generated-Business card or logo – design and create
7. Computer Generated-Photo Collage
8. Computer Generated-Photography black & white or color
9. Computer Manipulated Photo- black & white or color
10. Graphic Illustration (Non photographic)
11. Animation
12. Magazine or Newspaper Article by exhibitor
13. Presentation (Handout)
14. T-Shirt Design (on a t-shirt) – using a design software program
15. Computer generated CAD design (Computer-Aided Design)
16. Geographic Information System (GIS) map
17. Any other related project

Class 3 - Interactive (Must provide a CD, USB drive or Website where project can be viewed or accessed by the Judge)
Must provide a document (8.5" x 11") explaining project, software used, software required to view project, how to access it and how many minutes your project is. Your project must be in a format that can be opened by a judge. The judge will only be able to look at the first 5 minutes of your project (due to time constraints)

1. Slideshow/Presentation
2. Video
3. Presentation
4. Website
5. Game
6. Story
6. Database
7. Spreadsheet
8. Any other interactive project

DEPARTMENT 22 - WOODWORKING

Superintendent: Franklin Cook; info@saukcountyfair.com

Requirements: **Premiums: 1st - \$2.00; 2nd - \$1.75; 3rd - \$1.50; 4th- \$1.25**

- Items made as joint effort in class are not eligible for exhibit.
 - Articles may be painted, varnished or stained. (Exhibitors are encouraged to apply the desired finish to the exhibit.
 - All woodworking exhibits must be the result of the Junior Exhibitor's project work for the current project year.
 - If articles are made to be hung, please attach a hanger so that we can display them or you will be lowered one placing.
 - **No exhibitor may make more than one entry in any prize number**
-

Class - 1

1. Useful article for use in farm or home workshop.
2. An article for use outdoors.
3. An article for use in storage.
4. An article for use in kitchen or living room.
5. An article for use in the home.
6. A toy or homemade game.
7. An article made in Industrial Arts, Vocational Ag class, or shop as part of class work and for a class grade or extra credit.
8. Useful article made from a kit. An article of creative design from wood or wood and other materials.
9. Useful article made from a kit.
10. Refinished or repaired article.
11. Useful article for furniture or cabinet making.
12. Useful article for use in some building rather than the home.
13. Useful article of farm carpentry.
14. Any other article that does not fit above

DEPARTMENT 23 – ELECTRICITY

Superintendent: Franklin Cook; info@saukcountyfair.com

Requirements **Premiums: 1st – 2.00 2nd .1.75 3rd - \$1.50 4th - \$1.25**

- All posters should be 14" x 22" and ready to hang
 - **No exhibitor may make more than one entry in any prize number**
-

Class 1 - Elementary Age (grades 3-5)

1. Working switch
2. Galvanometer
3. Electric Motor
4. Other electrical activity
5. Poster - Identifying Conductors chart, showing test results (11" x 14") and ready to hang
6. Poster – Series and Parallel Circuits Chart (11" x 14") and ready to hang
7. Poster – Testing Magnetic Attraction Chart (11" x 14") and ready to hang
8. Poster – Electromagnet, including chart (11' x 14') and ready to hang
9. Poster displaying electrical safety
10. Any Other Poster relating to your project

Class 2- Middle School Age (grades 6-8) and High School Age (9+)

1. Working switch
2. Galvanometer
3. Electric Motor
4. Momentary Switch
5. Simple 3-way Switch and chart (11" x 14") ready to hang chart
6. Other electrical activity
7. Poster - Identifying Conductors chart, showing test results (11" x 14") and ready to hang
8. Poster – Series and Parallel Circuits Chart (11" x 14") and ready to hang
9. Poster – Testing Magnetic Attraction Chart (11" x 14") and ready to hang
10. Poster – Electromagnet, including chart (11' x 14') and ready to hang
11. Poster displaying electrical safety
12. Poster -Volt-Ohm Data chart (11" x 14") and ready to hang
13. Poster -Insulator-Conductor chart (11" x 14") and ready to hang
14. Poster - Series Circuit and Voltages (display circuit and 11" x 14" chart) and ready to hang
15. Poster – Parallel Circuit and Voltages (display circuit and 11" x 14" chart) and ready to hang
16. Poster - Circuits and Voltages chart (display circuits and 11" x 14" chart) and ready to hang
17. Poster - Solder Connections and Comparisons chart (11" x 14")
18. Any Other Poster relating to your project

Class 3 – All Grades

1. Basic Electric Tool Kit, at least 6 items
2. Interview Electrical Inspector chart (11" x 14") ready to hang
3. Electrical usage in home chart (11" x 14") ready to hang
4. Breaker Controls in home entrance box chart, list voltage and amperage of each circuit breaker (11" x 14") ready to hang
5. Types and Sizes of Wires chart (11" x 14") ready to hang
6. Types of Light Bulbs display (24" x 24" maximum) ready to hang
7. Light Bulb Survey chart (11" x 14") ready to hang
8. Appliance Nameplates chart (11" x 14") of at least 6 appliances, ready to hang
9. Appliance Operating costs chart (11" x 14") of at least 3 appliances, ready to hang
10. Identifying Receptacles chart (11" x 14") ready to hang
11. Neon Circuit Tester parts diagram (11" x 14") ready to hang
12. Floor Plan poster (14" x 22") of electrical layout of home, one poster per floor, ready to hang
13. Volt, Amp, and Watt Usage in two rooms of home poster (14" x 22") ready to hang
14. Other electrical activity (trouble light, extension cord, wired switch, etc.)
15. Electronic Parts display (14" x 22") of at least 6 parts
16. Circuit display with diode
17. Circuit display with transistor
18. Simple LED Circuit display
19. Flashing LED Circuit display
20. Photocell Burglar Alarm
21. Simple Light Meter
22. SCR Intruder Alarm
23. Amplifier
24. Poster relating to your project
25. A display relating to your project
26. Poster displaying electrical safety

DEPARTMENT 24 - MECHANICAL PROJECTS

Superintendent Franklin Cook

Tractors, Small Engines, Bicycle Safety, Aerospace, Lego Type Blocks & K'Nex, Models, Robotics and Geospatial

Requirements **Premiums: 1st - \$2.00; 2nd - \$1.75; 3rd - \$1.50; 4th - \$1.25**

Scratch Built, includes Custom Built, Kit-Bashed using Lego type blocks or similar or K'Nex exhibits (no kits)

- Scratch built is an exhibit made by exhibitor's original design, or buying or making individual parts and building a scale model or from a second market kit missing pieces/instructions.
- Scratch built - Custom built - starting with a kit or a model and completely changing or modifying its appearance.
- Scratch built - Kit-bashed - taking two or more kits and combing them into one scale model.
- Exhibitors are encouraged to display all exhibits during fair week, exhibitors may use display cases sized to their display for security.
- Exhibit must be in box or pan to enable moving, it should be proportional to the project for ease in handling and displaying.
- **Exhibitor should provide a 3" x 5" card describing the exhibit.**

Posters

- All posters should be 14"x22" and ready to hang.
- Entry tags must be placed on the lower right-hand corner of the poster.

Kit Built Exhibits

- Kit built is an exhibit made by kit instructions.
- Kit built exhibits must include the model instructions for judging.
- Exhibitors are judged on the ability to follow the instructions that were provided with the kit.
- Exhibitors are encouraged to display all exhibits during fair week, exhibitors may use display cases sized to their display for security.
- Project must be in box or pan to enable moving, it should be proportional to the project for ease in handling and displaying.

Maintenance or Repairs

- Exhibitors are limited to two (2) entries in the Maintenance and Repairs class.
- All exhibits must have a statement attached as to the work done and method used.

Welding

- All entries must have a statement describing the application used. Example tig, oxyacetylene, mig wire, or arc welding.

Robotics and Scale Models

- All robotics and scale models that are built using a kit must include the instructions for the kit used.
- Exhibit must be in box or pan to enable moving, it should be proportional to the project for ease in handling and displaying.
- All motorized entries must include a 3" x 5" card stating how to operate the item.

Dioramas

- The largest scale to be used is 1:12 scale (1" equals 1 foot)
- First year modelers can build a Snap-Tite Kit
- **Dioramas will be limited in size to 4' x 4'**
- **Exhibitor is limited to no more than 2 entries in Dioramas Class**
- Exhibit must be able to be moved.
- **Exhibitor should provide a description no smaller than on a 3" x 5" card describing the exhibit.**
- **Including:**
 - Diorama Title
 - Difficulties in building
 - Any help in building
 - Amount of time to build
 - Specify any modifications or customized pieces and whether they were purchased or customized by exhibitor
 - Explain the activity in your diorama
 - Manufacturer if kit, type of paint used, finishing procedures,

- **Definitions: A. Scratch built - buying or making individual parts and building a scale model B. Custom built - starting with a kit or a model and completely changing or modifying its appearance C. Kit - bashed - taking two or more kits and combining them into one scale model motorized items must include batteries and a support box with manual No exhibitor may make more than one entry in any prize number**

Before you bring your exhibit to the fair.

*Posters must be ready to hang with entry tag on lower right-hand corner of poster.

*Exhibit 3" x 5" card attached to scratch built, custom built or kit-bashed exhibits.

Class 1 – Tractor Maintenance

1. Poster explaining tractor or machinery safety.
2. Display board showing different kinds of nuts, bolts, screws, rivets, and other fasteners used on farm machinery, properly labeled.
3. Periodic lubrication and maintenance chart.
4. Display panel of damaged parts caused by poor tractor maintenance, collected by member, with explanation of cause and how it could be prevented.
5. Exhibit display, or chart on tractor lubrication. Display might include type of lubricants, how to lubricate properly, and what lubricant to use in a specific location & how often needs done.
6. Chart or poster with information on proper tractor care and adjustments as they relate to good tractor operation.
7. Display tractor records and operating costs.
8. Any other exhibit not listed above

Class 2- Automotive

9. Automotive safety poster (14" x 22")
10. Automotive poster showing vehicle maintenance
11. Display of six (6) or more worn automotive parts properly identified (statement must be attached for each part indicating how it might have lasted longer if properly cared for).
12. Exhibit on some system of the car such as electrical, cooling, transmission, etc. (exhibit must be diagramed, pictorial report or mechanical display).
13. Any other exhibit not listed above

Class 3 – Small Engines

15. Panel exhibit of small engine parts with identification of parts
16. Small engine safety poster
17. Poster describing how to properly dispose of discarded oil
18. Panel exhibit showing diagram of: Ignition system OR Fuel system OR Lubrication system (actual parts may be used)
19. Panel showing worn or faulty engine parts with a statement as to cause and prevention
20. Any other poster relating to your small engine project
21. Any other display relating to your small engine project

Class 4 – Bicycle Safety

35. Poster showing six (6) or more road signs (14" x 22")
36. Poster relating to your project
37. A display relating to your project
38. Poster on types of bicycles
39. Display of broken bicycle parts with explanations
40. Chart diagramming parts of bicycle.
41. Any other exhibit not listed above

Class 5 – Aerospace-Model Rocketry

42. A straw rocket (for beginners only)
43. Gnome rocket (for beginners only)
44. Map made for use by pilot
45. Parts of an airplane displayed and labeled
46. Flight Simulator
47. Feather wing glider
48. Controllable glider
49. Model Rocket made by exhibitor
50. Exhibit or rocket built by member (indicate if kit was used), not made to fly
51. Exhibit or rocket built by member (indicate if kit was used), made to fly. Explain on a 3x5" card the finishing involved, launching system and tracing from one or more flights
52. Poster of basic parts of a rocket with their functions
53. Any other exhibit relating to model rocketry
54. Experiment in the Aerospace Project
55. Model glider from kit
56. Plastic airplane kit,

Class 6 – Scale Models (other than Legos or K'nex)

55. Model railroad item
56. Model truck.
57. Model car.
58. Model ship or boat.
59. Model motorcycle.
60. Model Military Item.
61. Any other type of model.
62. Model airplane (made to fly or not to fly)
63. Agricultural item

Class 7 – Maintenance or Repairs

64. Repaired, refinished or constructed article for use in the workshop.
65. Repaired, refinished or constructed article for sport or recreational purposes.

66. Repaired, refinished or constructed article for use in the home.
67. Repaired, refinished or constructed article for use out-of-doors.
68. Repaired, refinished or constructed article for use in another project.

Class 8 – Welding

69. Poster 11" x 14" showing the different types of welding.
70. Poster 14" x 22" showing different equipment used for welding.
71. Repaired item.
72. A display of 3 welds (T-joint, butt weld and lap weld) using oxyacetylene, arc and wire welder. Joints may be no more than 3" long. Maximum display size 16" x 24".
73. Manufactured item.
74. Any other welding project.

Class 9 - Legos type blocks

Legos Premiums \$3.00 1st ; \$2.75 2nd ; \$2.50 3rd ; \$2.25 4th

Scratch built, Custom Built, Kit-Bashed (remember to include 3" x 5" card description)

100. Scratch Built - Lego or Lego type blocks - Animal or person
101. Scratch Built - Lego or Lego type blocks - Building
102. Scratch Built - Lego or Lego type blocks – Ground Transportation Vehicle (cars, trucks, busses, trains, etc)
103. Scratch Built - Lego or Lego type blocks - Article made with moveable parts
104. Scratch Built - Lego or Lego type blocks – Any other article
105. Scratch Built - Lego or Lego type blocks – Bionicle Scratch
106. Scratch Built - Lego or Lego type blocks - Diorama Scene **size no larger than 30 inches by 16 inches** (farm, city, etc)
107. Scratch Built - Lego or Lego type blocks – Aquatic item
108. Scratch Built - Lego or Lego type blocks – Aircraft item
109. Scratch Built - Lego or Lego type blocks – Reused item or item purchased without manual
110. Scratch Built - Lego or Lego type blocks – Any other display made from Legos

Kit Built (remember to include instructions) Premiums \$3.00 1st ; \$2.75 2nd ; \$2.50 3rd ; \$2.25 4th

111. Kit Built Lego or Lego type blocks - Animal or person
112. Kit Built Lego or Lego type blocks - Building
113. Kit Built Lego or Lego type blocks – Ground Transportation Vehicle (cars, trucks, busses, trains, etc)
114. Kit Built Lego or Lego type blocks - Article made with moveable parts
115. Kit Built Lego or Lego type blocks – Any other article
116. Kit Built Lego or Lego type blocks – Bionicle Kit
117. Kit Built Lego or Lego type blocks - Diorama Scene with kits, **size no larger than 30 inches by 16 inches** (farm, city, etc)
118. Kit Built Lego or Lego type blocks – Aquatic item
119. Kit Built Lego or Lego type blocks – Aircraft item
120. Kit Built Lego or Lego type blocks – Reused item or item purchased without manual
121. Kit Built Lego or Lego type blocks – Any other display made from Legos

K'Nex Premiums \$3.00 1st; \$2.75 2nd ; \$2.50 3rd ; \$2.25 4th

K'Nex Scratch Built

122. K'Nex Scratch - Animal or person
123. K'Nex Scratch - Building
124. K'Nex Scratch – Ground Transportation Vehicle (cars, trucks, busses, trains, etc)
125. K'Nex Scratch - Article made with moveable parts
126. K'Nex Scratch – Any other article
127. K'Nex Scratch – Bionicle Scratch
128. K'Nex Scratch - Diorama Scene **size no larger than 30 inches by 16 inches** (farm, city, etc)
129. K'Nex Scratch – Aquatic item
130. K'Nex Scratch – Aircraft item
131. K'Nex Scratch – Reused item or item purchased without manual
132. K'Nex Scratch – Any other display made from Legos

K'Nex Kit Built Premiums \$3.00 1st; \$2.75 2nd ; \$2.50 3rd ; \$2.25 4th

133. K'Nex Kit - Animal or person
134. K'Nex Kit - Building
135. K'Nex Kit – Ground Transportation Vehicle (cars, trucks, busses, trains, etc)
136. K'Nex Kit - Article made with moveable parts
137. K'Nex Kit – Any other article
138. K'Nex Kit h – Bionicle Scratch
139. K'Nex Kit - Diorama Scene **size no larger than 30 inches by 16 inches** (farm, city, etc)
140. K'Nex Kit h – Aquatic item
141. K'Nex Kit – Aircraft item
142. K'Nex Kit – Reused item or item purchased without manual

Class 10- Dioramas and Scale Models

Premiums: 1st - \$2.00; 2nd - \$1.75; 3rd - \$1.50; 4th - \$1.25

Scratch built, custom built or kit-bashed (combining 2 or more kits into one model.) Or Kit Built include 3" x 5" card

143. Diorama Military items, scratch built, custom built or kit-bashed (combining 2 or more kits into one model). (Tanks, trucks, personnel vehicles, cannons)
144. Diorama Aquatic items, scratch built, custom built, kit bashed. (Ships, submarines, boats)
145. Diorama Highway transportation items, scratch built, custom built, kit bashed. (Semis, trucks, cars, motorcycles)
146. Diorama Railroad items, scratch built, custom built, kit bashed. (Engines, railroad cars, railroad equipment)
147. Diorama Agricultural items, scratch built, custom built, kit bashed. (Tractors or farm equipment)
148. Diorama Non-military aircraft - scratch built, custom built, kit-bashed.
149. Diorama Miniature dwelling(s), (doll houses, etc.) and/or furnishings, scratch built, custom-built or kit bashed.
150. Diorama Scale Model - reused item or item purchased without manual
151. Diorama of Miniature dwelling(s) or room.
152. Diorama of a farm scene.

Kit Built - Include instructions and 3" x 5" card

153. Kit Built - Any other diorama not listed. items (Tanks, trucks, personnel vehicles, cannons) kit built
154. Kit Built - Diorama Aquatic items (Ships, submarines, boats) kit built
155. Kit Built - Diorama Highway transportation items kit built
156. Kit Built - Diorama Railroad items (Engines, railroad cars, railroad equipment) kit built
157. Kit Built - Diorama Agricultural items (Tractors or farm equipment) kit built
158. Kit Built - Diorama Non-military aircraft kit built
159. Kit Built - Diorama Miniature dwelling(s), (doll houses, etc.) and/or furnishings, kit built
160. Kit Built - Diorama of a farm scene kit built

Class 11 – Robotics Explorer

120. Basic Lego tank Bot that you designed and built
121. Drivable robot designed and built by exhibitor
122. Drivable robot drives forward & backwards with remote
123. Drivable robot drives forward & backwards autonomously
124. Drivable robot navigates a maze
125. Robot (drivable or stationary) that uses sensors to operate (touch, light, potentiometer, etc.)
126. Stationary Robot Machine that completes a task (elevator, vending machine, conveyor, etc.)
127. Exhibit made at school, 4-H event, youth organization meeting
128. Any other exhibit related to robotics

Class 12 – Geospatial Project

120. Poster on types of geographical tools
121. Poster on uses of geographical tools
122. Any other display made in your project

Class 13 – Self Determined Mechanical Science Projects

130. Any display relating to a Mechanical Science Project
131. Poster relating to a mechanical science project

DEPARTMENT 25 - FOODS & NUTRITION

Superintendent: Kathy Genz; info@saukcountyfair.com

Requirements: **Premiums: Foods Exhibits - 1st - \$2.00; 2nd - \$1.75; 3rd - \$1.50; 4th - \$1.25**

- Foods Revue Exhibits - 1st - \$3.00; 2nd - \$2.75; 3rd - \$2.50; 4th - \$2.25

-
- **Members can determine which Class they fit into.**
 - **You may only enter one class: 1 Beginners, 2 Intermediate, or 3 Advanced**
 - **No exhibitor may make more than one entry in any prize number**

Recipes

- All foods must be made by the exhibitor from scratch, not a box, unless where noted.
- Recipes must be written on a 3" x 5" index card and accompany the food items.
- State the complete recipe including procedure.
- Recipes on the above card MUST accompany all entries unless otherwise noted.
- All entries not accompanied by a recipe will receive a pink ribbon.

Exhibits at the Fair

- Food items will be exhibited as long as possible during the week of the fair. Dishes can be picked up at the fair Sunday at 4pm.
- All food exhibits become the property of the Sauk County Fair and food will be disposed of by the superintendents.

Foods Revue:

- Prepare only one food product listed in your menu.
- The menu and recipe must be on a separate card or exhibit will be lowered one placing.

Foods:

- All food products must be attractively displayed on plates and bowls, bring your plate or bowl.
- All posters must be 14" x 11" ready to hang.

Class 1 – Beginners if you enter this class, you may not enter class 2 or class 3!

Snacks and Desserts

1. Snack time, choose a healthy snack that you can make (1 serving)
2. Individual fruit display/plate
3. No bake bars – 3" corner square
4. 3-inch corner of a baked bar
5. Plain cake made from mix, 3" corner unfrosted
6. Any dessert, one serving
7. Homemade Ice cream, sherbet, frozen yogurt, or custard, 1 serving

Cookies

8. Gluten free cookie - 2
9. Plate of three cookies, not frosted

Bars and Muffins

10. plate of three muffins

Meals and Sides

11. Personal Italian, make your favorite personal pizza or calzone
12. Any International side dish, 1 serving
13. 1 portion of a vegetarian entrée, not salad
14. Food Prepared in a microwave-recipe needed

Other

15. Any item using Sauk County Product to include milk, meat
16. Any item using Honey
17. Recipe collection with at least 10 recipes

18. Educational Poster (14" x 22")

Food Revue Beginner

19. Healthy Breakfast using My Plate as a guide
20. Food display for snack or light lunch
21. Food display for a child's party
22. Project display of unit pricing comparison (3 different brands of same food product)

Include a creative menu

- Place setting for one.
 - One food aspect of the menu to be tasted for the display.
23. Design a menu cover for a pretend restaurant.
- Include 1 appetizer, 1 soup, 1 salad, 4 entrees, and 1 dessert**
- Include a brief narrative, picture or display on what your restaurant would look like.

Class 2 – Intermediate if you enter this class, you may not enter class 1 or class 3!

Snacks, Cookies and Desserts

1. Any homemade Cake not from a box, 1 serving
2. Any dessert, 1 serving
3. Baked Drop cookies - 2 (i.e. chocolate chip, oatmeal, etc.)
4. Movie time snack, 1 serving
5. Gluten Free Cookies – 2
6. Dessert with fruit as the main ingredient, 1 serving
7. Rolled cookies
8. Holiday cookies - 2
9. Brownies - 3" corner square

Baked Goods

10. Plate of 3 biscuits
11. Plate of 3 muffins
12. Half loaf of a quick bread
13. Plate of 3 yeast rolls
14. Plate of 3 breakfast pastries
15. Any homemade yeast product, ½ to 1 loaf

Meals and Sides

16. 1 portion of casserole, not from a box
17. 1 portion of a pasta bake casserole (lasagna, baked rigatoni)
18. International entrée (be prepared to talk about background, products, and procedures of entrée), 1 serving
19. Marinated meat dish, 1 serving
20. Homemade smoked, cured, pickled, or dried product, 1 serving
21. Scratch broth soup, 1 cup
22. Food Prepared in a microwave-recipe needed

Other

23. Homemade Salad Dressing, ½ cup
24. Nutritional Drink for summer, 1 serving
25. Any item using Sauk County Product, 1 serving
26. Any item made using honey, 1 serving
27. Alter recipe to make healthier – must include original recipe, altered recipe, and reason for changes
28. Recipe collection, one category with at least 10 recipes
29. Poster on nutritional education or careers in the food industry

Food Revue Intermediate

30. Healthy lunch or supper (not formal) meal using My Plate as a guide
31. Food display of appetizers – 3 different kinds
32. Project display of comparison of 2 food items - one item from scratch and one commercial item
33. Project display on food safety
34. Project display of food science experiment
35. Complete table setting, at least 4 placings, for informal family lunch, menu required, but no food sample required with creative centerpiece.
36. Food display of special diet menu for one day - a diet with a reason (i.e. diabetic, weight loss, weight gain, low-fat, etc.)

Include a creative menu

- Place setting for one
 - On food aspect of the menu to be tasted for the display
 - Include a brief description of why you picked the menu
37. Design a menu cover for a pretend restaurant

Include 2 appetizers, 2 soups, 2 salads, 6 entrees, and 2 desserts

- Include 3 recipes used in the menu items
- Include a brief narrative, picture or display on what your restaurant would look like.

Class 3 – Advanced if you enter this class, you may not enter class 1 or class 2!

Snacks, Cookies and Desserts

1. Homemade candies, minimum of 3
2. Homemade pie, double crust, no canned filling, whole pie
3. Homemade pie, single crust, no canned filling, whole pie
4. Custard tart or pie, 1 serving
5. Cheesecake no crust, no toppings, 1 serving
6. Any layered cake not from a box, 1 serving, made from scratch frosting
7. Homemade cake, 1 serving
8. Jelly roll cake- 3" slice including end of regular loaf
9. Angel food cake, - ¼ cake, unfrosted

10. Sponge cake- ¼ cake, unfrosted
11. Flourless chocolate cake, 1 serving
12. Dessert with fruit as the main ingredient, 1 serving
13. Rolled cookies - 2
14. Brownie – 3” square corner
15. Baked drop cookies – 2 (i.e. chocolate chip, oatmeal, etc.)
16. Gluten free cookie - 2
17. Filled Cookies -2, unfrosted
18. Holiday cookie - 2
19. Bar – 3” square corner
20. Low calorie dessert – 1 serving: include nutrition information

Baked Goods

21. Half loaf of homemade bread, quick or yeast
22. Half loaf of yeast bread
23. Bread sticks or dinner rolls – 2
24. Yeast bread (white) - 3” slice including end of regular size loaf
25. Yeast bread (wheat) - 3” slice including end of regular size loaf
26. Sour dough bread – 3” slice including end of regular size loaf
27. Yeast cinnamon rolls - 2

Meals and Sides

28. 1 portion of a quiche
29. Homemade chili, 1 pint
30. Cream soup, homemade, one cup or one serving
31. Homemade pasta, 1 serving
32. Homemade stew, 1 serving
33. Any Homemade food item, 1 serving
34. Any homemade appetizer, 1 serving
35. Any homemade entrée including protein, starch and vegetables in appropriate dietary ratios, 1 serving
36. Any international side dish (be prepared to talk about background, products, and procedures of entrée), 1 serving
37. Any soup, 1 pint
38. Entrée salad using a homemade dressing, 1 serving
39. Homemade marinade, sauce, relish or chutney, 1 serving
40. Braised Meat Item, 1 serving
41. Any international food item (be prepared to talk about background, products, and procedures of entrée) 1 serving
42. Any side dish, 1 serving
43. Any grilled item, 1 serving
44. Any dessert. 1 serving
45. Any entrée, 1 serving
46. Food prepared in a microwave – recipe needed

Other

47. Homemade Salad Dressing, ½ cup
48. Nutritional Drink for summer, 1 serving
49. Any item using Sauk County Product, 1 serving
50. Any item made using honey, 1 serving
51. Alter recipe to make healthier – must include original recipe, altered recipe, and reason for changes
52. Recipe collection, one category with at least 10 recipes
53. Educational poster on menu planning (14” x 22”)
54. Poster on nutritional education or careers in the food industry

Food Revue- Advanced

55. Create a one-week meal plan for your family
 - Include proper dietary proportions
56. Create a food portfolio
 - Keep tasting notes on recipes you make
 - Take pictures of those recipes
 - Have friends and family critique your cooking
57. Create a special event
 - Describe the event
 - Write a menu
 - Create a table display
 - Write one recipe and prepare food item (which will be tasted)
58. Healthy dinner meal including all parts of the food pyramid
59. Team - 2 exhibitors - food display for a brunch
60. Healthy breakfast or lunch (not formal) meal using My Plate as a guide
61. Food display of appetizers – 3 different kinds
62. Project display of comparison of 2 food items - one item from scratch and one commercial item
63. Project display on food safety
64. Project display of food science experiment
65. Complete table setting, at least 4 placings, for informal family lunch, menu required, but no food sample required with creative centerpiece.
66. Food display of special diet menu for one day - a diet with a reason (i.e. diabetic, weight loss, weight gain, low-fat, etc.)

Include a creative menu.

- Place setting for one.
- One food aspect of the menu to be tasted for the display.
- Include brief description of why you picked the menu.

- Minimum 3 courses (Soup, Entrée, Dessert)
67. Design a Restaurant
- Include a description of type, style and size of your restaurant
 - Include a full menu for one meal period (breakfast, lunch or dinner)
 - Include one recipe per category of your menu
 - Include why you would like to own this restaurant

Class 5 - Cake Decorating (All Levels enrolled in cake decorating)

- All cakes will be evaluated on exterior design and decorating.
- You may actually make a cake (from mix or scratch) or decorate a form (Styrofoam, etc.)
- Items held for consideration for merit awards must be picked up at 7PM, Monday or they will be destroyed.
- Homemade frosting not from a can
 1. Decorated cupcakes, 3
 2. Decorated layer cake, entire cake
 3. Decorated sheet cake, entire cake
 4. Decorated molded cake, entire cake
 5. Decorated original design, entire cake
 6. Decorated gingerbread house
 7. Poster/mobile - cake decorating tips

Class 6 – Food Preservation

- All entries must be prepared by the exhibitor.
- **All entries must include the recipe!**
- All exhibits must have been preserved since last year's fair in standard food preservation containers.
- Each preserved exhibit must have an accompanying label (Example in fairbook)
- Any product label missing or incomplete will be dropped one placing.
- Follow processing methods and times listed in current UW-Extension Canning, Freezing publications available from the UW Extension Office.
- Dried and Frozen foods will be photographed for display.

Note: Each item exhibited must be labeled with the following information or use attached label.

Fruits - Canned

1. Tomatoes, 1 jar
2. Tomato juice, 1 jar
3. Any other fruit, 1 jar

Vegetables - Canned

4. Any vegetable, 1 jar
5. String Beans, 1 jar

Pickles

6. Sweet, 1 jar
7. Dill (specify fermented or non-fermented), 1 jar
8. Relish (any type), 1 jar

Jams & Jellies

9. Jam, any variety, 1 jar
10. Jelly, any variety, 1 jar
11. Freezer Jam or Jelly, any variety, one container (thawed)

Dried

12. Any item (label with method used), 1 jar

Poster/Mobile

13. Food Preservation Tips

Class _____ Item _____
 Date _____
 Processing Method (Check):
 Boiling Water Bath _____
 Pressure Canner _____
 Processing Time _____
 Preparation Method: (Check):
 Hot Pack _____ Cold Pack _____

DEPARTMENT 26 – CLOTHING

Superintendent: Sharon Verthein; info@saukcountyfair.com

Requirements - Clothing Construction

- Pin entry tag to the upper left-hand corner of the garment.
- Bring each garment on its own hangers.
- Clothing entries may be worn, but must be clean and pressed for exhibit at the Fair.
- All garments/outfits must have been made since last year's Fair.
- Each garment that you construct must have evidence of different construction skills, be made from a different pattern or fabric. (Examples: darts, facings, interfacings, zippers, collars, cuffs, hems, buttons, button holes, pleats, topstitching, gathers, under stitching, matching plaids, restyle or recycle altering patterns or tailoring.)
- **No exhibitor may make more than one entry in any prize number**

Class 1 – Clothing Construction

1. Item one
 2. Item two
 3. Item three
 4. Item four
 5. Item five
 6. Item six
 7. Item seven
 8. Item eight
 9. Accessory for self (wearable)
 10. Home Accessory
 11. Educational Poster of clothing construction techniques (14x22" and ready to hang)
 12. Other sewn article - non wearable
- Premiums: 1st - \$2.00 2nd - \$1.75 3rd - \$1.50 4th - 1.25**
13. First complete outfit

- 14. Second complete outfit
- 15. Third complete outfit

Premiums: 1st - \$3.00 2nd - \$2.75 3rd - \$2.50 4th - \$2.25

Class 2 - Sergers - at least 50% of the garment must be sewn on serger)

- 16. First garment
- 17. Second garment
- 18. Third garment
- 19. Any other article – non-wearable

Premiums: 1st - \$2.00 2nd - \$1.75 3rd - \$1.50 4th - \$1.25

Class 3 - Clothes - Horse members enrolled in clothing or horse project - all grades

- 20. Grooming Apron
- 21. Grooming Mitt
- 22. Riding attire, 2 pieces
- 23. Any other exhibit not listed above

Premiums: 1st - \$2.25; 2nd - \$2.00; 3rd - \$1.75; 4th - \$1.50

Class 4- Consumer Savvy

Requirements & Rules:

*Consumer Savvy offers youth an opportunity to be thrifty and fashionable.

*Project youth members may purchase thrifty, second-hand garment(s) to modify and assemble the outfit with accessories into something more fashionable.

*Members enrolled in Consumer Savvy may have two (2) entries in Class 4.

*Lot budget amounts are for the base outfit, accessories and/or alterations may be beyond the stated budget amount below.

***Garment must be displayed at Fair with explanation on a 4x6" index card of:**

- 1) Why the items were purchased
- 2) Where the items were purchased, include receipt(s)
- 3) How does this purchase help your closet

OR How will these pieces be used for 2 - 3 different style events

* Entries in Class 4 will not be eligible for Wisconsin State Fair.

Lots Grades 3-5

- 24. Garments Under \$50- Three or more piece purchased outfit for under \$50
- 25. Garment Remodeled, recycled or decorated garment (must be hand or machine stitched)
- 26. Garment Any other remodeled, recycled item - creative or home accessory or holiday item, etc. (must be hand or machine stitched)

Lots Grade 6-8

- 27. Garments Under \$50-Three or more piece purchased outfit for under \$50
- 28. Garments Remodeled, recycled or decorated garment (must be hand or machine stitched)
- 29. Garment Any other remodeled, recycled item - creative or home accessory or holiday item, etc. (must be hand or machine stitched)

Lots 9+

- 30. Garment Under \$50 -Three or more piece purchased outfit for under \$50
- 31. Garment Remodeled, recycled or decorated garment (must be hand or machine stitched)
- 32. Garment- Any other remodeled, recycled item - creative or home accessory or holiday item, etc. (must be hand or machine stitched)

DEPARTMENT 27 - KNITTING & CROCHETING

Superintendent – Connie Meyer; info@saukcountyfair.com

Requirements Premiums: 1st - \$2.00; 2nd - \$1.75; 3rd - \$1.50; 4th - \$1.25

- Each item number must be a different piece (you cannot make 4 items of the same pattern)
- **No exhibitor may make more than one entry in any prize number**

Class 1 – Knitting

Item One

1. Item Two
2. Item Three
3. Item Four
4. Item Five
5. Baby Afghan, Min. size 25"-30"
6. Simple sweater or vest
7. Baby Items (2 or more pieces)
8. Afghan- Minimum size 45" x 60"

Class 2 - Crocheting

1. Item One
2. Item Two
3. Item Three
4. Item Four
5. Item Five
6. Baby Afghan, Min. size 25"-30"
7. Simple sweater or vest
8. Baby Items (2 or more pieces)
9. Afghan- Minimum size 45" x 60"

DEPARTMENT 28 - HOME ENVIRONMENT

Superintendent: Connie Meyer; info@saukcountyfair.com

Requirements Premiums: 1st - \$2.00 2nd - \$1.75 3rd - \$1.50 4th - \$1.25

- All exhibits must be handcrafted by the exhibitor.
- All wall decorations must be ready to be hung
- **No exhibitor may make more than one entry in any prize number**

Class 1

1. Handmade placemat
2. Pillow, useful or decorative
3. Bulletin Board
4. Waste Basket
5. Window Treatment
6. Dresser Scarf or Table Runner
7. Macrame Item
8. Stuffed Toy
9. Wall Hanging
10. Hand decorated towel
11. Fresh Flower Arrangement (flowers do not need to be grown by exhibitor)
12. Dried or artificial flower arrangement
13. Holiday Decoration (other than Christmas)
14. Holiday Decoration - Christmas
15. Grapevine Article
16. Wreath (other than grapevine)
17. Cross Stitch Item (actual design 8x10" or smaller)
18. Cross Stitch Item (actual design larger than 8x10")
19. Plastic Canvas Item
20. Holiday Ornament
21. Stenciled Item
22. Appliquéd Item
23. Recycled Item (state work done and include before and after picture)
24. Refinished Item (state work done and include before and after picture)
25. Basket - handmade, any method
26. Live plant as home accessory (member must have grown plant)
27. Place setting with 3"x5" card with menu, appropriate setting for menu
28. Repaired Wicker Item (include statement of work done and picture)
29. Re-wired Item (include statement of work done)
30. Machine Decorated Towel
31. Repaired Article (other than Wicker) (include statement of work done and picture)
32. Finished Item (from raw wood) (stained, varnished, etc.) include statement of work done
33. Rugs (any media)
34. Sponge Painted Article for home or yard
35. Tie-dyed Article
36. Dust Ruffle for Bed
37. Bedspread, quilt or Afghan
38. Any quilt – finishing not done by exhibitor
39. Decorative Flags
40. Stepping Stones
41. Other Yard Ornament (other than stepping stone)
42. Handmade wind chimes
43. Yard Sculpture
44. Any other item not listed above

DEPARTMENT 29 – FAMILY LIVING & CHILD DEVELOPMENT

Superintendent: Connie Meyer; info@saukcountyfair.com

Requirements **Premiums: 1st - \$2.00; 2nd - \$1.75; 3rd - \$1.50; 4th - \$1.25**

-
- Poster must be 14"x22" and ready to hang.
 - All exhibits must be handcrafted by the exhibitor unless otherwise specified.
 - **No exhibitor may make more than one entry in any prize number**

Class 1 – Child Development

1. Family scrapbook.
2. Autobiography scrapbook
3. Your family tree.
4. Prop box for children to use when they play dress-up or for other imaginative play.
5. Toy - educational.
6. Photograph story of child preparing a snack, (2 photos min.)
7. Poster on emergency care (fire, choking, or poisoning)
8. Game
9. Flannel board & story with characters.
10. Story book.
11. Babysitting survival kit (10 items or less - 2 of which must be handmade)
12. Room accessory for child.
13. Book reviews of three (3) books that help children deal with feelings or problems. Indicate the ages each would be suitable for and why.
14. Poster with tips for parents on what babysitters need to know.
15. Display of 5 different types of puppets that you have made.
16. Puzzles (2)
17. Mobile
18. Poster on simple first aid procedures.
19. Notebook of careers in child care field.
20. Poster on what should be included in a first aid kit & what each item is used for.

21. Make a mask that shows a different feeling or emotion. Then write a story for that feeling or emotion.
22. Make a quick choke-tube tester-diameter 1 1/4". Decorate your canister & label it, include instructions on how to use & why
23. Make a "Toy Chart"
24. Make a photo story or preparing & eating a family meal, then record everyone's comments.
25. Keep a journal of your experiences as a babysitter. List parental roles you experience as a sitter.
26. Create a puppet to teach discipline to toddlers and preschoolers. Then write a story to go along with it.
27. Any other item not listed above.

DEPARTMENT 31 – COMMUNICATIONS

Superintendent: Connie Meyer; info@saukcountyfair.com

Class 1- Demonstrations

Judged prior to the fair – Demonstrations are done at the Performance arts festival for registered exhibitors only. Only enter these exhibits if you participated in this festival. *If you participated in the Performance Arts Festival held before the Fair, you must enter this class on your online entry form in order to get premiums on your presentation.

. These **must** be listed on your online fair entry to receive premiums.

No exhibitor may make more than one entry in any prize number

Only for the festival participant's performance categories.

Individual: Premiums: 1st - \$3.00; 2nd - \$2.75; 3rd - \$2.50; 4th - \$2.25

1. Demo Single in grades 3-5
2. Demo Single in grades 6-8
3. Demo Single in grades 9+

Teams: Premiums: 1st - \$6.00; 2nd - \$5.00; 3rd - \$4.00; 4th - \$3.00

4. Demo Team in grades 3-5
5. Demo Team in grades 6-8
6. Demo Team in grades 9+

DEPARTMENT 33 - YOUTH LEADERSHIP & SELF-DETERMINED

Superintendent: Connie Meyer; info@saukcountyfair.com

Requirements

Premiums: 1st - \$2.00; 2nd - \$1.75; 3rd - \$1.50; 4th - \$1.25

- A display may be a mobile, a model, photos, something moving, an outline, charge or guide, actual articles or poster(s), or very likely a combination of display methods. See youth leadership project manuals for ideas and samples.
- Posters should be 14"x22" and ready to hang
- **No exhibitor may make more than one entry in any prize number**

Class 1 – Youth Leadership

1. A display designed to recruit members or to improve 4-H club work.
2. A visual aid you used to teach a specific 4-H project.
3. Scrapbook or poster of leadership experience (i.e. Washington Focus, 4-H Youth Conference, etc)
4. Any other exhibit not listed above.

Class 2 – Self Determined

8. Poster explaining project and project work.
9. A display of articles made in project with a 3x5" card explaining the project.
10. A booklet describing goals & work done.
11. Any other display relating to your project.

DEPARTMENT 34 – HEALTH SOCIAL SCIENCES

Superintendent: Connie Meyer; info@saukcountyfair.com

Requirements

Premiums: 1st - \$2.00; 2nd - \$1.75; 3rd - \$1.50; 4th - \$1.25

- All Posters Must be 14" x 22" and ready to hang.
- **No exhibitor may make more than one entry in any prize number**

Class 1- Health

1. Poster relating to your health project
2. Any display relating to your health project.
3. A Fitness Display
4. Display on reducing stress
5. Exhibit on home safety hazards

Class 2-History and Heritage

6. Family Tree properly recorded (may include pictures)
7. Written account of an interview of a family member (may include pictures)
8. Biography of an ancestor (may include pictures)
9. Geographic map(s) and narrative tracing your family ancestor (s) migration from where they originated to present (use an adequate explanation and be creative.)
10. Exhibit or report about your family's settlement in an area (may include pictures.)
11. Historical research on the family farm or family home (may include pictures.)
12. Heritage box with old family possessions (identify the possessions and the generations.) Exhibitor must set-up (arrange) items in box, basket or similar enclosure before it can be judged.
13. A written report and collection of genealogical correspondence used in searching for your family roots.
14. Yesteryear to today pictures and explanations of somebody or something related to family history.
15. A picture history (past and present) or written report about historical developments of the community in which you live.
16. Written account of an interview with an older resident (s) of the community (may include pictures.)
17. An exhibit about early settlers or Native Americans in your area.
18. An exhibit of early farming or industry in your community which shows methods used for production in the past.
19. An exhibit of an old art or craft (attach explanation of process and materials used.)
20. Written report of a current or potential community landmark project.
21. Any other exhibit of historical significance and explanation.

DEPARTMENT 35- EDUCATIONAL AND SCHOOL EXHIBITS

Superintendent Liz Cook; info@saukcountyfair.com

Only open to Boys and Girls Club, Ho-Chunk or School Programing, within Sauk County

Rules Judging: Monday the week of fair – Commercial Building (1:30PM-6:30PM)

Class 1- Individual Entry, register online- Premiums: 1st - \$2.00; 2nd - \$1.75; 3rd - \$1.50; 4th - \$1.25

Youth Exhibitors must go to school within Sauk County School Districts or be residents of Sauk County. Youth Exhibitors who enter items in department 35 may not enter in any other departments in Junior Fair or Open Class. This department is for youth not already showing as a member of another approved youth organization and not showing in open class.

Class 2 – Group Booth Display-Registration, please, email the fair office to register a school or other group, info@saukcountyfair.com

A school booth can represent the entire school, or a subject taught within the school. Every school is limited to one booth for display. The subject matter of exhibits may be in the fields of Art, Languages, Mathematics, and Science, Special Education or any other subject taught in the school during the current school year. Booth display must have the actual projects/subjects and not photos of the project/subjects. Judging will be based on such factors as arrangement, theme, visual appeal and creativeness. Premiums will be paid to the school. Every item on display will receive a participation ribbon. The following premium schedule will apply to Education Booths: Blue: \$75.00 Red: \$70.00 White: \$65.00 Pink: \$60.00 each individual item will receive a ribbon, 1st-Blue; 2nd-Red; 3rd-White; 4th-Pink

Requirements

*Scrapbooks should have at least 4 and a maximum of 10 pages.

- Exhibits shall not be displayed in any other department.
- Posters can be no larger than 14"x22" with hanger
- **No exhibitor may make more than one entry in any prize number**

Class 1 (Individual Entry)

1. Rock creatures
2. Any kind of puppet
3. A simple crocheted article
4. Terrarium
5. Aerospace Exhibit
6. A collection of 5 wildflowers identified with common names, mounted and exhibited in a scrapbook.
7. Five mounted insects, identified with common names
8. A display of garden items you have grown
9. Poster promoting a particular livestock product such as dairy, meat, eggs, etc.
10. Homemade musical instrument
11. A simple craft article.
12. A drawing or sketch in pencil mounted on 11"x14" tagboard.
13. A simple wall hanging.
14. Original drawing of any subject.
15. Original painting of any subject.
16. Scrapbooking Project – (Minimum of 4 pages)
17. A simple knitted article
18. Homemade Cookies (4) any kind-bring recipe.
19. A Simple Snack, any kind-bring recipe.
20. Simple sewn project.
21. One or more pictures taken by exhibitor - displayed on tagboard. Max size 11"x14"
22. Lego or K'Nex exhibit
23. Lego or K'Nex Diorama
24. An arrangement of flowers, any medium.
25. Any item made from wood
26. Any other exhibit that does not fit into above category.

Class 2 Group Booth Display

1. Parochial School – Elementary
2. Public School – Elementary
3. Grades 6-8
4. Grades 9-12
5. Home School K-8

DEPARTMENT 40 –CLOVERBUD and Youth Members Kindergarten, 1st and 2nd Exhibits

Superintendent: Dorothy Harms; info@saukcountyfair.com

Judging: Monday the week of fair – Commercial Building (1:30pm-6:30pm)

- **Requirements Premium: only \$1.50 maximum is awarded to each Cloverbud Exhibitor**

- **ENTRIES: Each exhibitor is allowed a maximum of 5 different entries (not 5 of same)**
- **Ribbon:** One participation ribbon will be awarded per exhibitor, for exhibiting one to five entries.
- **CLOVERBUD:** Open to any 4-H Cloverbud formally enrolled as a Cloverbud in the Sauk County 4-H Program (Cloverbuds are members in K - 2nd grade)
- **DUE:** Entry forms are due with Junior Fair Registration, using the online entry
- **Entry Tags:** pick up your exhibit tags on pre-fair judging day, **Monday of Fair**
- **Posters:** All posters must be 14"x22" and ready to hang
- **PICK UP** Exhibits may be picked up between 4:00 – 5:00PM on Sunday
- **Online Entry-** Choose between 1-5 different items below.
- **No exhibitor may make more than one entry in any prize number**
- Perishable foods may be displayed at the fair.
- **Food item and dishes should be picked up on fair Sunday at 4pm.**

Cloverbuds: Enter online, choose between 1-5 projects. You do not have to choose an item, just register that you are entering an item. Enter 001: Clover Item Any Different from List.

Make sure if bringing multiple items to register item one first, or no premium will be paid!

00001: Entry of any 1st item

00002: Entry of any different 2nd item

00003: Entry of any different 3rd item

00004: Entry of any different 4th item

00005: Entry of any different 5th item

NATURAL SCIENCE (You must bring 5 specimens)

1. Insect Exhibits, 5 mounted specimens, properly labeled.
2. Wildflower exhibit, 5 mounted and pressed specimens, properly labeled.
3. Garden Flower exhibit, 5 mounted and pressed specimens, properly labeled.
4. Leaf exhibit, 5 mounted specimens, properly labeled.
5. One bird feeder.
6. Any other Natural Science Exhibit

HOME & FAMILY *Note: Foods exhibits will also be judged by cloverbud judge*

Bring food items on your own plate,

7. Brownies, from a mix (plate of 3)
8. Muffins, from a mix (plate of 3)
9. Cookies, any kind (plate of 3) NOT A MIX
10. Display of the new food pyramid
11. Healthy Snack (made by exhibitor)
12. Simple Sewn Article
13. Home Safety Poster (14x22")
14. Any other Home & Family Exhibit

CULTURAL ARTS

15. Holiday Craft Article
16. Article made from clay or dough
17. Creative design made with seeds, such as pictures, jewelry, boxes, etc.
18. Recycle projects.
19. Drawing or Painting
20. Any other craft article not listed above

PLANT & SOIL SCIENCE

21. A houseplant grown by exhibitor
22. A display of cut flowers, grown by exhibitor
23. Display of three different types of vegetables grown in your garden
24. Any other Plant & Soil Science exhibit

ANIMAL SCIENCE

25. Poster or display of animal project
26. Any other Animal Science Exhibit (not live animal)

HEALTH

27. Poster relating to your health

OTHER

28. Toy made by exhibitor (no kits)
29. Three snapshots of any subject, mounted on 14x11" tag board
30. Cloverbud Scrapbook - record book
31. Simple woodworking project
32. Any Lego or K'nex article (must be displayed in a box for safe moving and display)
33. Any other article not listed above
34. Project made during a Cloverbud Activity Day

PERFORMANCE ARTS

* Performance arts entries are completed earlier in spring in a separate competition for registered exhibitors only. Only enter these exhibits if you participated in this festival.

*If you participated in the Performance Arts Festival held previous to Fair, you must enter this class on your online entry form in order to get premiums on your presentation.

290. Vocal -Solo
291. Vocal – Group (Duet, Trio, etc.)
292. Instrumental - Solo (piano, drums, flute, etc)
293. Instrumental - Group (piano, drums, flute, etc)
294. Dance
295. Club Musical
296. Interpretive Performance
297. Interactive Reading
298. Interpretive Reading Group (2 or more)
299. Mini-Drama
300. Club Drama
301. Original Story/ Selection- individuals only

Exhibitor Last Name (Print) _____

Check in is FAIR Week Wednesday 7am-1pm

SAUK COUNTY FAIR

ANIMAL ID & VET INFORMATION

This form must accompany your animals upon arrival at the Sauk County Fair.
(This completed form will be required for each load at the livestock entry gate on entry day.)

Exhibitor Name _____ Phone No. _____

Address _____

*Load No. _____ of _____ Loads Number of animals on this load _____

*If more than one load is brought to the Fairgrounds.

Hauler Name: _____

Please complete this form as you load your animals to reduce waiting at the entry gate. This completed form will be required for each load at the livestock entry gate. If the form is not complete, you will be placed behind loads that do have their completed forms. ***The complete animal ear id must be on the form, if missing, you will be asked to complete it before being checked in.***

Attach copies of the vet inspection certificates and/or test papers as they must be kept on file at the Sauk County Fair Office per Department of Agriculture, Trade & Consumer Protection (DATCP) rules and regulations. Certificate copies will not be returned to exhibitors. **If the name of exhibitor is not on paperwork, please add!**

Type of Animal	Breed	Sex	Age	Type of Identification	Identification No.

Checked In by: _____

County Fair Veterinarian

Date







Questions? Call the Sauk County Agricultural Society Fair Office at 356-8707.

This form must be returned to the Sauk County Fair, Upload!

Family Last Name _____

Club, Group or Chapter _____

Children's Names _____

Ear Notches (Draw in the ear notches on both ears. Use Universal Ear Notching System)	Ear Tag # (Request from Fair)	Breed, Color, Markings	Sex
			
			
			
			
			
			

**Animal Health Regulations
Fairs and Shows in Wisconsin:
2025 Season**

This is a summary of animal health requirements for fairs, shows and exhibitions. They are not necessarily the same as requirements for importing animals into Wisconsin or moving them within the state for other purposes. They may change if animal diseases occur in Wisconsin or elsewhere, so always check datcp.wi.gov or contact us for current information. Fairs or exhibitions may have additional requirements. Exhibitors should contact the event organizers for more information. Ref. s. ATCP 10.87, Wis. Admin. Code.

General requirements for event organizers

All fairs or exhibitions of any length must obtain, review, and keep for five years all required records and test results:

- Exhibitor's name and address
 - Animal identification (number, type, description, and, when required, official identification (see requirements for different animals below) or different animals below)
 - Documents showing compliance with disease testing and other health requirements
 - Livestock premises number, if any, where animals originated
 - Documentation showing legal importation to the event (if applicable) and, when required, movement to the event (see requirements for different animals below)
 - For swine, a record of any swine transported directly to a slaughtering establishment
 - For swine, a record of any swine transported to an animal market where all animals sold at the market sale for that day were shipped directly to a slaughtering establishment
- Fairs or exhibitions lasting more than 24 hours must appoint a licensed veterinarian to inspect all animals daily.

Note: Except in specific circumstances, if an animal already bears an official 840 eartag, that eartag must not be removed and additional official eartags must not be applied. Instead, the existing eartag must be read and recorded when a record of that animal is required. (Ref. s. ATCP10.045, Wis. Admin. Code)

These regulations apply to all fairs and exhibitions, including additional events (like rodeos, shows, or other organized events) that occur in conjunction with the fair.

Diseases

Lactating Dairy Cattle: Effective April 29, 2024 and June 19, 2024 respectively, all lactating dairy cattle moved interstate and lactating dairy cattle moved to fairs, shows, and exhibitions in Wisconsin are required to have a negative influenza A test from a milk sample collected within 7 days of movement. For more information see: DATCP Home Highly Pathogenic Avian Influenza (H5N1) in Dairy Cattle ([wi.gov](https://www.wisconsin.gov))

Animals that show evidence of having contagious or infectious diseases may not be commingled (or housed/kept) with other animals at a fair, show, or other exhibition in such a way as to allow disease to spread. Such animals should not attend the fair, show, or exhibition. Animals may be denied entry if they arrive at these events with contagious or infectious diseases, isolated and/or removed if they develop disease after arriving, or be subject to other action as would be necessary to control disease. (Ref. s. ATCP 10.08(1), Wis. Admin. Code) **Bovine animals with ringworm, mange, warts or scab** will be removed from the fair or exhibition premises, unless the veterinarian in charge finds warts or ringworm lesions are incapable of transmitting disease. dah-adc-139 (1/2023)

Cattle and bison

Cattle and bison **FROM WITHIN WISCONSIN**: Effective June 19, 2024, all lactating dairy cattle are required to have a negative Influenza A test on milk samples collected within 7 days prior to movement to a fair or exhibition. Official ID is required for influenza

testing.

Cattle and bison **FROM OUTSIDE WISCONSIN** (Ref. s. ATCP 10.22, Wis. Admin. Code) must:

- Be accompanied by certificate of veterinary inspection (CVI or health certificate) a documenting official animal identification (ID) and all required tests and certifications
- Have official individual ID (including steers)
- Meet all of Wisconsin's normal requirements for import (see below and https://datcp.wi.gov/Pages/Programs_Services/Cattle_Bison.aspx)

Acceptable official ID for cattle and bison

- 15-digit "840" RFID tags
 - Valid only if applied before November 5, 2024:
 - Visual only 15 digit "840" tags
 - USDA metal ear tag number that starts with the state 2 digit code and is followed by 3 letters and 4 numbers (e.g. 35ABC1234). This includes the orange brucellosis vaccination tag.
 - Valid only if applied before March 11, 2015:
 - Manufacturer-coded RFID tag - 15-digit number with the first three digits in 900s
 - American ID tag – 8 to 12-digit number prefaced with **"USA" Influenza A requirements for lactating dairy cattle from outside Wisconsin Effective April 29, 2024**, all lactating dairy cattle are required to have a negative Influenza A test on milk samples collected within 7 days prior to interstate movement.
- Brucellosis requirements for cattle and bison from outside Wisconsin** No cattle are currently required to be brucellosis tested or vaccinated for fairs/shows in Wisconsin. **Tuberculosis (TB) requirements for cattle and bison from outside Wisconsin All cattle from Texas and Michigan's TB Free Zone** (for cattle from Michigan's Modified Accredited Zone see below), regardless of sex or age are required to have a negative TB test within 60 days prior to import. For details and requirements by state, see: https://datcp.wi.gov/Pages/Programs_Services/CattleBison.aspx
- Cattle and bison from Michigan's Modified Accredited Zone – Alcona, Alpena, Montmorency, and Oscoda counties - (for cattle and bison from Michigan's TB Free Zone, see requirements by state above)** also need:
- Import permit
 - To originate from a herd that has a negative whole-herd TB test within 12 months before arrival in Wisconsin that includes all animals 1 year and older
 - Negative individual TB tests within 60 days before entering Wisconsin
 - A statement indicating the animals will return directly to the state of origin after the show . For information on obtaining an import permit: • Online https://datcp.wi.gov/Pages/Programs_Services/Animal_MovementPermits.aspx • Email DATCPanimalimports@wi.gov • Call (608) 224-4874

Cattle and bison from Canada must meet current federal requirements to enter the United States and may have additional requirements to return to Canada. See aphis.usda.gov, choose "Trade", Live Animal Import or Export as needed, and then species and country to find requirements. Requirements are subject to change as conditions warrant. For current information, check 9 https://datcp.wi.gov/Pages/Programs_Services/Cattle_Bison.aspx.

Swine

Note: These regulations apply to all swine, including pet pigs and racing pigs. Note: Herd of origin means the herd in which the pigs currently reside, likely the exhibitor's herd. When pigs are purchased from a herd, the herd from which they originate is the herd of origin for the seller. Once the purchased pigs are added into the buyer's herd (even if the buyer's herd only consists of one or just a few animals), the buyer's herd becomes the new herd of origin and that herd must meet testing requirements to move pigs again.

Swine FROM WITHIN WISCONSIN (Ref. s. ATCP 10.32(2) and 10.87, Wis. Admin. Code) need a Wisconsin intrastate certificate of veterinary inspection (CVI or health certificate) : • Stating that the entire herd of origin on the farm was inspected within 30 days before the show and no apparent disease was present at the time of

inspection .

• **Non-terminal Exhibitions:** All swine must have a PRRS (Porcine Reproductive and Respiratory Syndrome) and PEDv (Porcine Epidemic Diarrhea virus) test of the herd of origin within 90 days of the end of the exhibition. Include test date, type, and results on the CVI.

• **Terminal Exhibitions:** No testing requirements. Note: Terminal Exhibitions are those at which all the swine go directly from the fair/show to the slaughtering establishment OR to a slaughter only market sale. Shows or exhibitions are either terminal or non-terminal. If all of the pigs at the event are not going directly to slaughter (including through a slaughter only market sale), it is considered a non-terminal exhibition. For non-terminal exhibitions, all the pigs at the show or exhibition will need to be tested prior to the event even if individual animals will go directly to slaughter. If going to a slaughter only market sale, contact the Division of Animal Health fair inspector for required information to collect. Note: If the fair intends to use a load-out facility, contact the Division of Animal Health in advance to discuss requirements that must be met.

Swine FROM OUTSIDE WISCONSIN (Ref. s. ATCP 10.30 and 10.87, Wis. Admin. Code) need a certificate of veterinary inspection (CVI or health certificate)a that includes the following:

- The negative results of the PRRS test from the swine's herd of origin conducted within 90 days prior to movement into Wisconsin including test date, type, and results.
- The negative results of the PEDv testc from the swine's herd of origin conducted within 90 days prior to movement into Wisconsin including test date, type, and results. • A statement that the veterinarian has inspected the entire herd of origin within the past 30 days and that no clinical signs of PRRS and PEDv or any other apparent disease was present at the time of inspection. d • Official individual identification (ID) b Acceptable methods of ID for swine are: • USDA silver ear tag • USDA 840 ear tag, either visual or RFID • Breed association tattoo if the pig is a purebred and the tattoo is registered
- An ear tag with the premises identification number and a unique identifier
- Ear notch if the pig is a purebred and the notch is registered

Note: Microchips are not accepted as official ID for any swine including pet pigs. Requirements are subject to change as conditions warrant. For current information and for PRRS and PEDv testing options, check https://datcp.wi.gov/Pages/Programs_Services/SwineMovement.aspx.

Sheep and goats

Note: These rules do not apply to non-domestic sheep and goats. See Exotic Ruminants below.

Sheep and goats FROM WITHIN WISCONSIN need:

- If sexually intact, need official individual identification (ID) b at any age.
- If not sexually intact, need official individual ID if they are 12 months or older.
- See below for Official ID options.
- Sheep and goats that go to a slaughter establishment after the fair should have an owner hauler statement to move from the fair to the slaughter establishment.

Sheep and goats FROM OUTSIDE WISCONSIN (Ref. ATCP 10.69, 10.76, Wis. Admin. Code) need:

- Certificate of veterinary inspection (CVI or health certificate)a and official individual ID for all animals.
- See below for Official ID options.
- See below for additional requirements for goats from Michigan's Tuberculosis Modified Accredited Zone.
- Sheep and goats that go to a slaughter establishment after the fair should have an owner hauler statement to 10 move from the fair to

the slaughter establishment.

Official Identification includes:

- Scrapie eartags (including tags on neckstraps for animals with absent/injured ears or with official tattoos – see DATCP Website*)
 - USDA 840 ear tags
 - Legible breed tattoos (see DATCP Website* and NOTE below)
 - Legible scrapie tattoos (see DATCP Website* and NOTE below)
 - Approved microchips (Electronic Implantable Identification/EID) – There are many requirements that need to be met to use microchips including a requirement for accompanying tattoos. See DATCP Website* and NOTE below.
 - NOTE: All sheep and goats that go through a market or to slaughter and require Official Identification must be eartagged with Official ID. Official ID in the form of a tattoo or Electronic Implantable Identification (EID) is no longer sufficient when moving through a market or going to slaughter.
 - NOTE: If a Wisconsin origin animal is neutered, less than 12 months of age, and moving through a market after the fair, the market may require Official ID in the form of an ear tag.
 - *For more information on official identification and for owner hauler statements see DATCP Website at https://datcp.wi.gov/Pages/Programs_Services/OfficialID.aspx
- Goats from Michigan's Tuberculosis (TB) Modified Accredited Zone –Alcona, Alpena, Montmorency, Oscoda counties-** also need:

- Import permit
- To originate from a herd that has a negative whole herd TB test within 12 months before arrival in Wisconsin that includes all animals 1 year and older
- Negative individual TB tests within 60 days before entering Wisconsin
- A statement indicating the animals will return directly to the state of origin after the show. d For information on obtaining an import permit:
- Online https://datcp.wi.gov/Pages/Programs_Services/AnimalMovementPermits.aspx
- Email DATCPAnimalImports@wi.gov
- Call 608-224-4874 Requirements are subject to change as conditions warrant. For current information, check https://datcp.wi.gov/Pages/Programs_Services/SheepGoatMovement.aspx.

Equine

Equine animals FROM WITHIN WISCONSIN need documentation of a negative EIA (Coggins) test done within the previous 12 months, which clearly identifies the animal by complete description, digital photographs, or an approved microchip (if a reader is available). No test is needed for nursing foals accompanying negative dams.

Documentation may be:

- Official test report VS 10-11, or
- USDA-approved electronic test form, or
- Global Vet Link EIA electronic form, or
- Certificate of veterinary inspection with the test results listed

Equine animals FROM OUTSIDE WISCONSIN (Ref. ATCP 10.36, Wis. Admin. Code) need:

- Certificate of veterinary inspection (CVI or health certificate) a which clearly identifies the animal by complete description, digital photographs, or an approved microchip
- *Negative EIA (Coggins) test done within previous 12 months that is reported on the CVI
- No EIA test is needed for nursing foals accompanying negative dams Equines from Minnesota are exempt from the CVI requirement if:
- Ownership does not change while the animal is in Wisconsin
- The animal remains in Wisconsin no longer than 7 days
- Proof of a negative EIA (Coggins) test in previous 12 months accompanies the animal Requirements are subject to change as

conditions warrant. For current information, check https://datcp.wi.gov/Pages/Programs_Services/HorseOtheEquineMvmt.aspx

Exotic Ruminants

Note: Exotic ruminants are ruminants that are not native to Wisconsin, and are not cervids – for example, Old World camels, yaks, water buffalo, pronghorn antelope, giraffes, and non-domestic sheep and goats. In addition, please contact your county and local municipality for any restrictions.

Exotic ruminants FROM WITHIN WISCONSIN have no requirements.

Exotic ruminants FROM OUTSIDE WISCONSIN (Ref. ATCP 10.82, Wis. Admin. Code) must have

- Certificate of veterinary inspection (CVI or health certificate) a
- Official individual identification (ID) as required for tuberculosis and brucellosis testing • Import permit
- Proof written on the CVI that they meet requirements for: o Tuberculosis (TB) – negative test required within 60 days before entry Brucellosis – negative test required within 30 days before entry Please call 608-224-4874 beforehand to determine which TB test to use. For information on obtaining an import permit:
- Online https://datcp.wi.gov/Pages/Programs_Services/AnimalMovementPermits.aspx
- Email DATCPAnimalImports@wi.gov • Call 608-224-4874

Requirements are subject to change as conditions warrant. For current information, check

https://datcp.wi.gov/Pages/Programs_Services/ExoticSpeciesMvmt.aspx. Poultry and waterfowl (Pigeons are not considered poultry for fairs and shows)

Poultry and waterfowl FROM WITHIN WISCONSIN need ONE of the following:

- For eggs and birds of all ages, an NPIP certificate stating the flock of origin is a US pullorum-typhoid clean and for turkeys a Mycoplasma gallisepticum clean flock or NPIP affiliate flock or
- For eggs and birds of all ages, documentation the flock of origin is a Wisconsin Tested Flock and has tested negative for pullorum-typhoid and for turkeys Mycoplasma gallisepticum, or
- For eggs and birds of all ages, documentation the flock of origin is a Wisconsin Associate Flock, or
- For sexually mature birds (turkeys over 6 months, all other birds over 4 months), individual tests within 90 days before arrival at the show. These birds also need wing or leg band identification (ID). All birds must test negative for pullorum-typhoid, and turkeys must test negative for Mycoplasma gallisepticum. After testing there can be no change of ownership or commingling with other birds that are not part of the flock except at other shows/fairs. Eggs and sexually immature birds are not eligible for individual testing and cannot be shown unless they originate from an enrolled NPIP, NPIP affiliate, Wisconsin Tested, or Wisconsin Associate flock.

Note: Flock of origin means the flock in which the birds currently reside, likely the exhibitor's flock. Once purchased birds are added to the buyer's flock, even if the buyer's flock only consists of one or just a few birds, the buyer's flock is the flock of origin and that flock must meet NPIP or WI Tested or Associate Flock status to avoid individual bird testing for shows/fairs.

Poultry and waterfowl FROM OUTSIDE WISCONSIN (Ref. ATCP 10.42, Wis. Admin. Code) need a certificate of veterinary inspection (CVI or health certificate) a or equivalent (such as form VS 9-3) specifically showing movement to the fair or show that states:

- For eggs and birds of all ages, they originate from a flock classified pullorum-typhoid clean and for turkeys Mycoplasma gallisepticum clean under NPIP or an equivalent program, or
- For sexually mature birds, they have tested negative for pullorum-typhoid (and Mycoplasma gallisepticum for turkeys) within 90 days before arrival at the show. These birds also need wing or leg band

IDb. Eggs and sexually immature birds are not eligible for individual testing and cannot be shown unless they originate from an enrolled NPIP or equivalent program flock.

Not required:

- Import permit number Requirements are subject to change as conditions warrant. For current information, check https://datcp.wi.gov/Pages/Programs_Services/PoultryMovement.aspx. South American camelids: llamas, alpacas, guanacos, vicuñas

South American camelids FROM WITHIN WISCONSIN have no requirements.

South American camelids FROM OUTSIDE WISCONSIN (Ref. ATCP 10.85, Wis. Admin. Code) must have a certificate of veterinary inspection (CVI or health certificate) a and official individual identification (ID) b. Official ID may be:

- Approved USDA ear tag number
- Microchip number • Breed association registration number
- Breed association tattoo Requirements are subject to change as conditions warrant. For current information, check https://datcp.wi.gov/Pages/Programs_Services/LlamaAlpacaMovement.aspx.

Small animals: Dogs, domestic cats, and other household pets (ferrets, pet birds, rabbits, gerbils, 12 guinea pigs, hamsters, hedgehogs, chinchillas, domestic mice and rats)

Note: For animals that are part of menageries, see also rules below for menageries. Pot-bellied and miniature pigs fall under rules for swine. Dog hybrids, domestic cat hybrids, or exotic small cat species such as servals fall under rules for Exotic small animals. Native wild animals and birds, including raptors, and captive wild animals such as raccoons, opossums, and skunks fall under rules for wild animals.

DOGS FROM WITHIN WISCONSIN (Ref. s.95.21, Wis. Stats.) that are 5 months or older need proof of current rabies vaccination.

CATS AND OTHER HOUSEHOLD PETS FROM WITHIN WISCONSIN have no requirements.

DOGS AND CATS FROM OUTSIDE WISCONSIN (Ref. ATCP 10.80, Wis. Admin. Code) that are 5 months or older need to be vaccinated against rabies by a licensed veterinarian, and regardless of age, need certificates of veterinary inspection (CVIs or health certificates) a stating the age of the animal and for animals 5 months and older the date of last rabies vaccination and revaccination due date.

OTHER HOUSEHOLD PETS FROM OUTSIDE WISCONSIN (Ref. ATCP 10.06, Wis. Admin. Code) need certificates of veterinary inspection (CVIs or health certificates) a but have no testing or vaccination requirements.

Small animals from other nations need to meet requirements of the U.S. Department of Agriculture (608-662-0600) and Centers for Disease Control (1 800-232-4636). Requirements are subject to change as conditions warrant. For current information, check https://datcp.wi.gov/Pages/Programs_Services/PetMovement.aspx

Exotic small animals (any species not covered by "small animals" above), exotic large animals, and other wild animals

Note: Local jurisdictions may have requirements beyond the state requirements listed here. Animals FROM WITHIN WISCONSIN do not have any requirements as long as they are legally possessed in Wisconsin.

Animals FROM OUTSIDE WISCONSIN (Ref. ATCP 10.84, Wis. Admin. Code) generally have no testing or vaccination requirements, but do need:

- Certificate of veterinary inspection (CVI or health certificate) a
- Import permit number

Note: Some animals may not be brought to Wisconsin. These are North American prairie dogs and the following African species: tree squirrels, rope squirrels, dormice, Gambian giant pouched rats, brush tailed porcupines and striped mice. Some animals may require permits from the Wisconsin Department of Natural Resources. See

<http://dnr.wi.gov>.

For information on obtaining an import permit:

- Online [https://datcp.wi.gov/Pages/Programs_Services/Animal MovementPermits.aspx](https://datcp.wi.gov/Pages/Programs_Services/AnimalMovementPermits.aspx)
- Email DATCPAnimallImports@wi.gov
- Call 608-224-4874 Requirements are subject to change as conditions warrant. For current information, check https://datcp.wi.gov/Pages/Programs_Services/PetMovement.aspx.

Circus, rodeo, racing and menagerie animals

Note: Local jurisdictions may have requirements beyond the state requirements listed here.

Animals FROM WITHIN WISCONSIN must meet vaccination and testing requirements for their species. See these requirements earlier in this document.

Animals FROM OUTSIDE WISCONSIN need certificates of veterinary inspection (CVIs or health certificates) and vaccinations, identification, and tests required for their species. See these requirements earlier in this document. They also need import permit numbers (Ref. ATCP 10.81, Wis. Admin. Code) if they are:

- Circuses and individual circus acts
- Rodeo stock other than individual participants' horses
- Multi-species menageries (defined as any animals kept in a collection primarily for purposes of exhibition or competition)
- Petting zoos They do not need import permit numbers if they are:
- Rodeo horses owned by individual participants
- Single-species groups

Note: Some animals may not be brought to Wisconsin. These are North American prairie dogs and the following African species: tree squirrels, rope squirrels, dormice, Gambian giant pouched rats, brush-tailed porcupines and striped mice. Some animals may require permits from the Department of Natural Resources. See <https://dnr.wi.gov/topic/wildlifehabitat/captive.html>

For information on obtaining an import permit:

- Online [https://datcp.wi.gov/Pages/Programs_Services/Animal MovementPermits.aspx](https://datcp.wi.gov/Pages/Programs_Services/AnimalMovementPermits.aspx)
- Email DATCPAnimallImports@wi.gov
- Call 608-224-4874 13 Requirements are subject to change as conditions warrant. For current information, check https://datcp.wi.gov/Pages/Programs_Services/CircusesRodeosMenageries.aspx.

Guidelines for housing and managing animals

The State Veterinarian recommends that exhibitors:

- Vaccinate breeding cattle against bovine viral diarrhea (BVD) at least 30 days before the event
- Test cattle for BVD-PI by immunoperoxidase test, and bring them to shows only if they test negative
- Test cattle for Johne's disease by ELISA test, and bring to shows only if negative test
- Clean and disinfect vehicles used to transport animals to and from the show, and vehicles used on the grounds before, during, and after the show
- Isolate exhibited animals returning to their farms or animals purchased at the show for 21 days before mingling them with other stock
- Additional biosecurity recommendations can be found at: www.youtube.com/widatcp Go to Created playlists and View full playlist under Farm Biosecurity Practices

The State Veterinarian recommends that show organizers:

- House cattle separately from South American camelids, exotic ruminants, and poultry
- House cattle separately from small ruminants, especially sheep
- House ostriches, emus, rheas and cassowaries separately from domestic poultry
- House swine separately from any other mammals
- Include a space for the premises registration code on livestock entry

forms

- Provide hand-washing stations near all livestock facilities
- Provide individual watering and feeding troughs rather than common ones

Subchapter I — General Requirements and Definitions ATCP

160.01 Definitions. As used in this chapter:

- (1) "Breed class" and "breeding class" mean a specific breed within a class such as holstein in the dairy class.
 - (2) "Class" means a grouping in which exhibits may be entered, including an animal breed or age group for animal exhibits; a type of produce, crop or food; or a specific age, age group or educational grade level of exhibitor. (2m) "Conference judging" means a judging system using a discussion about each exhibit with the entire group.
 - (3) "Danish judging system" means a judging system that allows for multiple first, second, third and fourth class selections as provided in s. ATCP 160.91 (4) (b).
 - (4) "Department" as it relates to the organizational structure of a fair, means an animal species, production group, or other principal classification of exhibits. As used in any other context, "department" means the state of Wisconsin department of agriculture, trade and consumer protection.
 - (5) "Division" means one of 3 exhibitor group classifications for a fair and is limited to junior division, open division and senior citizens division.
 - (6) "Entry class" means a class in which the fair allows exhibitors to submit entries.
 - (7) "Exotic domestic animal" means an animal that is not a common farm animal.
 - (7e) "Face-to-face judging" means a judging system using a semiprivate discussion between the judge and the exhibitor with the following phases:
 - (a) Get acquainted.
 - (b) Learn the background of the exhibit.
 - (c) Self-evaluation.
 - (d) Evaluator comment.
 - (e) Parting.
 - (7m) "Fair" means a county or district fair eligible to receive state aid under s. 93.23 (1) (b) or (c), Stats.
 - (7s) "Fair board" means the governing entity of a fair.
 - (8) "Lot" or "lot number" means the numerical designation assigned by a fair for a specific category of exhibits within a class.
 - (9) "Market class" means a class that includes animals of a certain weight for the species that can be sold for slaughter.
 - (10) "Premium" means a monetary prize that a fair awards to an exhibitor after judging all competing exhibits in the class to which the premium pertains.
 - (11) "Regular judging system" means a judging system that allows for one first, second, third and fourth class selection as provided in s. ATCP 160.91 (4) (c).
 - (12) "Self determined project" means a project that meets all of the following criteria:
 - (a) It is approved by the fair board.
 - (b) Its subject matter is related to any of the junior fair departments 9, 10, 13 to 16, 18, or 20 to 29. 14
 - (c) It does not fall into a defined entry class within any department.
 - (d) It is carried out by a member of a youth organization.
 - (13) "Youth organization" means an organization under adult leadership that has educational programming. History: Cr. Register, November, 1990, No. 419, eff. 12-1-90; cr. (5), Register, July, 1995, No. 475, eff. 8-1-95; CR 11-037: renum. (1) to (5) to be (2), (4), (5), (8), (10), cr. (1), (3), (6), (7), (9), (11), (12) Register April 2012 No. 676, eff. 5-1-12; CR 21-093: cr. (2m), (7e), (7m), (7s), am. (8) to (10), (12) (d), cr. (13) Register September 2022 No. 801, eff. 10-1-22.
- ATCP 160.02 Premium requirements.**
- (1) GENERAL.

(a) The state aid authorized by s. 93.23 (1), Stats., may be paid on net premiums paid by a fair. The department may withhold state premium aid from any fair that does not enforce animal health provisions under ch. ATCP 10 that are applicable to animals exhibited at the fair. State aid will be paid only on premiums actually paid by bank check or draft.

(b) No deductions may be made from premium money won by an exhibitor. Premiums may, however, be withheld where exhibition rules established by the fair association are violated. A written statement of violation shall be submitted to the department to justify actions taken by a fair.

(c) Premiums offered shall be definite in amount. No decrease or increase in published premiums may be made because of the financial condition or the organization or for any other reason.

(e) No fair may receive state aid for a premium awarded to any exhibitor in the open division if that exhibitor entered the same exhibit in the junior division at the same fair. This paragraph does not apply if the exhibit was entered in the junior division only as part of a herd group, carcass class or performance class.

(f) No state aid will be paid on the cost of ribbons, cups, trophy prizes or entertainment contests.

(2) PREMIUM LISTS.

(a) Premiums for which state aid is requested by county and district fairs shall conform with the uniform premium list and other requirements set forth in these rules. Fairs requesting state aid for net premiums shall submit to the department a printed copy of the premium list used at the fair, as required under s. ATCP 160.92 (3) (c).

(b) The officers of each fair shall mail a copy of the premium list to other associations, societies, or boards conducting a fair in Wisconsin upon request.

(c) Sections ATCP 160.01 through 160.07 and 160.91 shall be published in premium books used by a fair for which state aid is requested.

(3) ENTRY FEES.

(a) A fair may charge an exhibitor an entry fee or charge stall rents for animals, or both.

(b) Exhibitors in department 35 shall not be required to purchase an exhibitor's ticket. Any other exhibitor may be required, if no entry fee is charged, to purchase an exhibitor's season ticket at a price not to exceed that charged for a non-exhibitor's season ticket.

(4) SPLIT FAIR DATES.

(a) For purposes of this subsection, "split fair dates" occur when a fair organization judges exhibits or contests and pays premiums at more than one time or at more than one location during the calendar year.

(b) Except as provided under par. (c),

(c) the department may not pay state aid for a fair having split dates unless the department gives advance written approval for a split fair. The department may approve split dates based on hardship. (c) The department may pay state aid for the following exhibits or contests in a fair having split dates with advance notification to the department:

1. Clothing revue.
2. Demonstrations.
3. Favorite foods revue.
4. Dogs.
- 4m. Cats.
5. Small animals.
6. Rocketry.
7. Shooting sports.
- 7m. Mechanical projects.
8. Other exhibits and contests that are similar to those identified in subds. 1. to 7. 15

(d) If there are split dates under par. (b) or (c), all blue ribbon winners shall repeat their demonstrations or exhibits at the regular fair dates unless the department grants a hardship exemption. An exhibitor may

use audio-visual media, still photography or an educational display to repeat a demonstration or exhibit.

History: Cr. Register, November, 1990, No. 419, eff. 12-1-90; r. and recr. (1) (e) and am. (3) (a), Register, July, 1995, No. 475, eff. 8-1-95; r. and recr. (4), Register, November, 2000, No. 539, eff. 12-1-00; correction in (2) (a) made under s. 13.93 (2m) (b) 7., Stats., Register, November, 2000, No. 539; CR 08-075: am. (1) (a) Register April 2009 No. 640, eff. 5-1-09; CR 11-037: am. (1) (a), (3) (a), (b), cr. (4) (c) 8. Register April 2012 No. 676, eff. 5-1-12; CR 21-093: am. (1) (a), (b), renum. (1) (d) to ATCP 160.05 (3), am. (1) (e), (3) (a), (4) (b), (c) (intro.), cr. (4) (c) 4m., 7m., (4) (d) Register September 2022 No. 801, eff. 10-1-22.

ATCP 160.03 Exhibition requirements. A fair shall meet all of the exhibition requirements of this section to be eligible for state premium aid.

(1) No fair society or other organization sponsoring a fair may require an exhibitor to become a member of the organization in order to enter an exhibit at the fair, nor may the sponsoring organization make any deduction from an exhibitor's premium as a donation to the fair society, or require an exhibitor in any other way to make a donation to the society.

(2) State aid may not be approved for out-of-state exhibits or for separate classes of local and non-local exhibitors. Aid may not be approved for payment of premiums to an exhibitor having an out-of-state address but claiming Wisconsin residency unless the fair secretary provides the department with an affidavit that the exhibitor's residence geographically located within the state.

(3) State aid may be paid only on articles or animals actually on display in an exhibit building or actually shown in the show ring on regular fair dates unless approval for split fair dates is obtained under s. ATCP 160.02

(4) State aid may not be paid on Dairy Herd Improvement Association records, transportation aid, production contests or other special educational exhibits unless prior approval is obtained under s. ATCP 160.49 (7). (4) State aid may not be paid on exhibits removed from the fairgrounds before 4 p.m. on the last day of the fair, or such other later time as may be specified by the fair, without prior approval of the department. Authority for earlier removal may be granted by the department in case of meat animal sales or other special classes, if requested before the beginning of the fair. In other hardship cases, approval may be granted by the fair. Exhibits in dog obedience and small animal pet classes may be judged during the regular fair but are not required to remain present during the entire fair. The fair may prescribe the length of time junior fair exhibitors of horses shall keep their animal on the ground. History: Cr. Register, November, 1990, No. 419, eff. 12-1-90; CR 21-093: am. (intro.), (1), (4) Register September 2022 No. 801, eff. 10-1-22; correction in (3) made under s. 13.92 (4) (b) 7., Stats., Register September 2022 No. 801.

ATCP 160.05 Open division; general requirements.

(1) The total maximum premiums set forth for all places in any open division livestock class, excluding poultry and rabbits, may be divided into multiple premiums for a greater number of places, but the maximum premium offered for any additional place shall not be higher than the maximum for the last place in the class.

(2) All animals in any open division class shall be owned by the exhibitor, except as provided in s. ATCP 160.09.

(3) State aid may be paid on no more than 2 premiums awarded an exhibitor under one premium or lot number in open division individual livestock classes, except poultry and rabbits, and no more than one premium in all other classes, including poultry and rabbits. is

(4) State aid may not be used to award a premium to an exhibitor who exhibits an item or animal that has been exhibited in open class division previously in a state aid funded fair in that calendar year and resulted in a premium being awarded for that item or animal.

(5) The fair board may establish specific classes by professional and amateur level groupings within classes for open class departments 14 to 28. History: Cr. Register, November, 1990, No. 419, eff. 12-1-90; CR 11-037: r. (2), renum. (3) to be (2) Register April 2012 No. 676, eff. 5-1-12; CR 21-093: am. (1), renum. (3) from ATCP 160.02 (1) (d), cr. (4), (5) Register September 2022 No. 801, eff. 10-1-22.

ATCP 160.07 Classes; general requirements.

- (1) Classes may be combined if the number of entries in several single classes is insufficient. If any classes are 16 combined, state aid shall be limited to the maximum total premiums listed for a single class of animals, items or articles in that department.

(2)

(a) Except as provided under par.

(b), no fair may receive state aid for premiums awarded for sexually intact male dairy cattle, beef cattle, sheep, goats, swine or horses unless those animals are registered. Registered status shall be documented by a certificate of registry from the appropriate breed association or society, or by a copy of the application for registration.

(b) Paragraph (a) does not apply to dairy cattle exhibited at a fair if a national breed association certifies that those dairy cattle are recorded in that breed association's qualified herd book which records the genealogy of that breed.

(3) Any animal entered as part of a group class may also be exhibited in a class for individual animals.

(4) Boars may not be entered as an exhibit in the swine department unless their tusks have been removed.

(5) The age of an animal, for purposes of determining its entry class under this chapter, shall be determined as of the opening day of the fair. History: Cr. Register, November, 1990, No. 419, eff. 12-1-90; renum. and am. (2) to be (2) (a) and cr. (2) (b), Register, July, 1995, No. 475, eff. 8-1-95; CR 11-037: cr. (5) Register April 2012 No. 676, eff. 5-1-12; CR 21-093: am. (2) Register September 2022 No. 801, eff. 10-1-22.

ATCP 160.49 Junior fair division; general.

(1) In the junior fair division, the department may pay state aid on prizes offered to exhibitors who are ages 8 to 20 years of age on January 1 of the current fair year and exhibitors who are 5 to 9 years of age on January 1 of the current fair year who are exhibiting under s. ATCP 160.65. A fair board may establish specific entry classes within each department. A fair board may establish subgroups within a junior fair entry class based on the exhibitor's age or grade in school. The department may not pay state aid on prizes for club parades, club floats, song contests, or a project which is not an exhibit or demonstration at the fair.

(2) All exhibitors in the junior fair division shall be members of a youth organization approved by the fair board.

(3) Exhibits in the junior fair shall be the product of the exhibitor's own labor. An exhibit may include a study project, merit project or other special project, a skill area, or a supervised occupational experience in which the exhibitor is regularly enrolled, provided that the fair board approves the project, skill area, or supervised occupational experience as an exhibit.

(4) State aid may not be used to award more than one premium to an exhibitor in a premium or lot number in the junior fair division, except for any of the following:

(a) A premium may be awarded to each member of a group that collectively owns and enters a livestock exhibit in departments one to 5 of subch. IV.

(b) An exhibitor may receive a separate premium for showmanship where authorized under subch. IV.

(c) An exhibitor may receive more than one premium in a department for which additional premiums are specifically authorized under subch. IV.

(5) State aid may not be used to award a premium to an exhibitor who exhibits an item or animal that has been exhibited in the junior division previously in a state aid funded fair in that calendar year and resulted in a premium being awarded for that item or animal.

ATCP 160.91 Judging regulations.

(1) Judging shall be done at fairs by individuals who are registered with the department. In no case shall any person who is an officer or director of a fair be eligible to judge exhibits at such fair; nor shall any person interested directly or indirectly in exhibits shown in any department of a fair be eligible to judge articles or animals in that department.

(1m)

(a) An individual shall register by submitting to the department an application. The department shall register all individuals who qualify to be judges, including having the knowledge, training, or experience in the specific classes to be judged and adhering to ethical judging practices. The registration is valid for five years.

(b) An individual submitting an application after July 1 may not judge for the current fair year.

(c) A fair representative may request the department waive par. (b) in cases of unanticipated emergency situations.

(2) Each judge at a fair shall be provided with a copy of the fair's premium book or list of entry classes at least 7 days prior to the opening date of the fair.

(3) No animal or article, irrespective of the number of entries in the class in which it is entered, shall be awarded a higher rating than its merit would entitle it to in comparison to the standard of perfection in the class.

(4)

(a) Danish system judging may be used in the junior fair division. State aid may not be paid on premiums awarded under the Danish system in any other division.

(b) When classes in the junior fair division are judged according to the Danish system, 4 group placings shall be awarded in any class. When there are less than 8 exhibitors in the class, there shall not be more than 2 in the first group, not more than 4 in the first 2 groups and not more than 6 in the first 3 groups. If there are 8 or more entries in the class, there shall not be more than 25% in the first group, not more than 50% in the first 2 groups, and not more than 75% in the first 3 groups.

(c) The number of awards in the last group placing may be increased to the extent necessary to give awards to all exhibitors.

(4g) When classes in the junior fair division are judged using the conference judging system, the judge shall use sub. (4) (b) and (c) to award placements in a class.

(5) If any class of exhibits at a fair is judged according to the regular system, the judges for that class may give only one first-place, one second-place, one third place and one fourth-place award in that class. History: Cr. Register, April, 1976, No. 244, eff. 5-1-76; am. (1), Register, March, 1980, No. 291, eff. 4-1-80; renum. from Ag 5.07, Register, November, 1990, No. 419, eff. 12-1-90; am. (2), and cr. (5), Register, July, 1995, No. 475, eff. 8-1-95; CR 21-093: am. (1), cr. (1m), am. (2), (4) (a), (b), cr. (4g), (am) (5) Register September 2022 No. 801, eff. 10-1-22.