

Junior Fairbook 2024

July 8-14, 2024



Online Entries OPEN—April 11th

****Entries must be completed online by 11:59 PM on Saturday, May 11th**

*******SITE WILL AUTOMATICALLY CLOSE AT 12:00 AM May 12th ******

ABSOLUTELY NO ENTRIES ACCEPTED AFTER May 11th!

Judging Day—All Non-animal fair exhibits: **Monday, July 8th from 1:30—6:30 PM**

at the Sauk County Fairgrounds in the Commercial Building

Entry tags: Pick up the day of pre-fair judging. Or watch for email when done.

Exhibitors that need help with entry?

Email info@saukcountyfair.com and sign up for in person meeting

Registration- ALL Exhibitors

1. **Read Through all Rules and Regulations**
2. **Junior Fair Information (Includes 4-H, FFA, Youth Groups) – Sauk County Fair, Baraboo, Wisconsin**
3. **4-H Member Exhibitors**
 - a. USE your Wisconsin 4-H online username and password when logging into the link on the above page to access exhibitor registration for Junior Fair.
 - b. Exhibitor 4-H registration has been loaded behind the scenes.
4. **Non-4-H Exhibitors** (Including FFA, other groups and clubs)
 - a. Create a new FairEntry Account
 - b. Create a new username and password when logging into the link on the above page to access exhibitor registration for Junior Fair.
5. If registering as a family group, make sure all entries are added and all fees included.

For questions or any changes, prior to May 11th - contact info@saukcountyfair.com or 608-356-8707
(do not re-enter!)

Entry Registration Information- ALL Exhibitors

1. A "Registration Video" link will be available on our website, note a few things may be different, but you should get the general idea of how to register.
2. **Online entries** will be open from April 11 -May 11, 2024 of that fair year
 - a. Each exhibitor will be charged a \$2.00 entry fee per exhibitor
 - b. A credit card/debit card will be needed for registration
 - c. Visit www.saukcountyfair.com for a link to the online entry program starting April 11th.
 - d. Entries must be entered online by 11:59 p.m. on last day.
 - e. No late entries will be accepted.
 - f. All fees must accompany submission of entries.
3. All non-livestock judging will be held on Monday from 1:30-6:30 PM. at the Sauk County Fairgrounds (see judging schedule).
 - a. Entry tags may be picked up on that day in the judging area.
4. Enter non-animal and animal items for fair, items are listed by departments, classes and then finally in the lot.
5. Exhibitors can choose to show individual items in different membership groups. This is done within ONE exhibitor account. For example, you could show a beef steer in FFA, and a static project in 4-H. Make the choice on the lot level during registration.
6. Purchase any other items, such as t-shirts during registration
7. Make sure the phone number and email you choose you will be able to access for information.
8. All items by lot and all purchases will show clearly on your invoice.
9. Invoices come to the fair and then are approved.
10. If you are aware immediately of an error or you forgot something, email info@saukcountyfair.com explaining immediately. The invoice will get pushed back to you.
11. At that point make the changes and resubmit.
12. The Email Confirmation Invoice will show all entries.
13. Make a copy of your email confirmation and store it securely.
14. Almost everyone forgets what they entered, use your confirmation email to remind yourself.

Rules and Regulations ALL EXHIBITORS

1. **Read** through the rules for the Junior Fair, make sure the youth exhibitor is aware of and understands all the rules and regulations.
2. **Read through all animal species specific rules** and regulations as well as the live meat animal sale rules and regulations if exhibitor is planning to exhibit animals.
3. **Online once the box for following the rules is checked during registration, it is understood that the exhibitor is aware of and understand the rules and regulations and that the rules and regulations were shared with all youth who are registered by themselves or by another person.**
4. **Changes**-Realizing that these policies, within the Fairbook, may not be all-inclusive, the Sauk County Agricultural Society, Inc. Board reserves the right to make adjustments to these policies.
5. **BEHAVIOR POLICIES** - All participating youth, parents, volunteers and leaders must follow the Sauk County Fair behavior policies.
 - a. No one will be allowed to smoke in any of the Junior Exhibit Buildings, including barns.
 - b. No one will be allowed to consume alcoholic beverages or other intoxicating substances in any of the Junior Exhibit Areas, including buildings and barns at any time.
 - c. The Junior Exhibit Buildings will be **closed** between 8:30 PM and 9:00 AM, animal barns are **closed** between 10 PM and 5 AM.
 - d. Anyone who is intoxicated, or exhibits "rowdy" behavior will not be allowed in the Junior Exhibit area including barns.
 - e. Everyone will be responsible for their own property and will respect public and the private property of others. If damages are done to public or the private property of other youth, parents, volunteers and/or leaders will be financially liable for these damages.
 - f. No one will participate in activities which could harm any other youth, parents, volunteers, leaders, chaperones, superintendents, Extension Staff or Sauk County Agricultural Society, Inc. Board members in any way (mentally, physically, or emotionally)
 - g. Violations of the above policies:
 - i. When violations of the above **policies** occur, all **youth** violators will be asked to cease the activity and a care to share form will be completed.
 - ii. Be asked to leave the fairgrounds **immediately**, and parents will be called (day or night).
 - iii. Forfeit all premiums for the current fair and immediately remove all of their exhibits.
 - iv. Forfeit the opportunity to be a Junior Fair Exhibitor at the Wisconsin State Fair.
 - v. If the violation takes place after the Fair, youth may possibly forfeit the opportunity to exhibit at the following years fair.
 - vi. When violations of the above policies occur, all **adult** violators will be asked to cease the activity and a care to share form will be completed.
 - vii. Be asked to leave the fairgrounds **immediately**.
 - viii. Youth of that adult may forfeit all premiums for the current fair and immediately remove all of their exhibits.
 - ix. Youth of that adult may forfeit the opportunity to be a Junior Fair Exhibitor at the State Fair.
 - x. If the violation takes place after the fair, youth of the adult violator may forfeit the opportunity to exhibit at the following years fair.
 - h. Realizing that these policies may not be all inclusive, the Sauk County Agricultural Society, Inc. Board reserves the right to make adjustments to these policies.
6. **CHECKING OUT**
 - a. Exhibits (including any barn decorations, bedding, and general tack) may not be withdrawn or disassembled before 4:00PM on Sunday.
 - b. Fitting Chutes, exhibitor clothing, and show tack may leave prior to Sunday release, but not after 8am Sunday morning.
 - c. Non-Livestock Exhibits, rabbits & poultry will be released at 4:00PM & must be picked up by 5:00PM on Sunday.
 - d. Large animal exhibits will be released at 4:00PM and must be removed by 6:00PM on Sunday.
 - e. Only exceptions are the animals sold at auction which may be loaded out at 2:00PM.
 - f. Stall Equipment, bedding, tack, and decorations must stay in place for those animals.
 - g. Non-Livestock Exhibits, rabbits & poultry will be released at 4:00PM & must be picked up by 5:00PM on Sunday.
 - h. Large animal exhibits will be released at 4:00PM and must be removed by 6:00PM on Sunday.

Rules and Regulations Cont'd ALL EXHIBITORS

7. CONSEQUENCE FOR EARLY REMOVAL OF EXHIBITS, ANIMALS, OR BARN DECORATIONS

- a. If an individual removes decorations or exhibits early, the exhibitor will forfeit their premiums, be fined \$50, and the individual will be placed on probation the next year.
- b. If an individual on probation removes items early the following year, they will not be allowed to show in that project area at next year's County Fair.
- c. If an exhibitor believes they were wrongly accused of early removal they may write a letter to the Superintendent Oversight Committee for review.
- d. The appeal must be received within 7 days of the exhibitor being notified of the infraction.
- e. All decisions made by the Superintendent Oversight Committee are final.
- f. The Superintendent Oversight Committee reserves the right to interpret rules and regulations when questions arise. See definition of Superintendent Oversight Committee.

8. DRIVING- YOUTH EXHIBITORS DRIVING MACHINERY or EQUIPMENT (including ATV, RTV, UTV)

ON THE FAIR GROUNDS *Due to safety and insurance restrictions youth (including age 18+ registering as a youth exhibitor) **will not be permitted** to drive any machinery on the fairgrounds, except: *If they are age 18 or older and have a valid Wisconsin Driver's License; *Have proof of driver's liability coverage with their insurance company; *Sign Waiver of Liability and *Have Registered in the office.

*** To receive permission (for youth exhibitors) to drive machinery on the fairgrounds, bring the following items to the office: _____ (Not needed for adult non-exhibitors)

*Valid Wisconsin Driver's License; *Proof of liability coverage on your insurance policy

*Signed waiver of Liability

No ATV, RTV, UTV, Machinery, or Golf Carts. No one may have ATV/UTV/RTV, machinery including golf carts unless approved fair board member or vendor, all motorized vehicles must be approved by the board.

9. EXHIBITORS- Who may exhibit at the Sauk County Junior Fair

- a. All participants MUST BE in grades 3-13 (1 yr. past high school) as of the current exhibit year.
- b. Participants must be a member in good standing of any Sauk County organized youth group with adult leadership (with an education program approved by the local Fair Board) which includes: 4-H, FFA, Girl Scouts, Boys & Girls Club, Junior Breed Association, Wisconsin Show Pig Association, approved church youth groups,
- c. After School Clubs & 4-H member participants will exhibit only in the project areas that they are signed up for. Enrollment for animal projects must be by December 1st & non-animal projects must be enrolled by Feb. 1.
- d. If a foreign exchange student wishes to exhibit in the Junior Fair they may show non-animal projects to a judge for a ribbon but no premium will be paid.
 - i. If the foreign exchange youth is a member of an approved club those established rules would be in effect.
- e. The Sauk County Agricultural Society, Inc; Sauk County Fair Board; does not exclude, restrict, or deny any person membership or participation in its activities because of race, color, national origin, religion, sex, age, disability, sexual orientation, pregnancy, marital or parental status, arrest or conviction record, or military or veterans' status.

10. EXHIBITS NUMBER OF

- a. **No exhibitor may make more than one entry in any lot/prize number or weight class.**
- b. Entries exhibited in Junior Fair cannot be shown in Open Class.
- c. Animal exhibits may have a limit on animals that may be entered by each exhibitor

11. JUDGING

- a. **Youth must be present for judging.**
 - i. The only exception made will be for youth attending a sanctioned organized youth group event or family event and with advance notice to the Sauk County Superintendent Oversight Committee. In the event youth are not able to attend pre-fair judging day, someone should be sent to represent them during fair judging with an index card stating why and how they made the project.
- b. All exhibits must be the work of the exhibitor and must be work done since the last fair.
- c. Boys and girls belonging to any Sauk County youth organization entered as a junior exhibitor shall not be permitted to show in open classes if exhibiting in Junior Fair, only in classes that are not projects being carried by the exhibitor in the Junior Fair.

Rules and Regulations Cont'd All Exhibitors

12. JUDGING TYPES OF

- a. There are two different types of judging used at the Sauk County Junior Fair. In **Regular conference judging** an exhibit is evaluated based on its own merit; it is not compared to other exhibits in the same class. With regular judging there may be a class of all blue ribbons.
- b. In **Danish Judging**, exhibits are evaluated against a standard, and ribbons are awarded and placed from highest to lowest based on meeting the standard. In Danish judging, ribbons are awarded based on the total number of entries in a class and using the national guidelines for the distribution of ribbons.

13. SEASON PARKING PASS If purchased **at time of entry** is \$10/vehicle (limit of 3 per family). If purchased at the fair, purchase price is \$20/vehicle or \$5/day Exhibitor families may purchase up to 3 season parking passes **PER FAMILY**, not exhibitor, purchased on any exhibitors registration.

14. CLUB BOOTHS (4-H, FFA, approved youth club/groups) 2024 theme will be **"Celebrating 170 years"**

- a. Club booths may be set up Sunday of fair week 1pm-6pm, or Monday of fair week from noon to 5:30 pm, and must be completed by 5:30pm, that day.
- b. Judging of the booths will take place Monday at 6:00 PM.

15. DISPLAY BUILDINGS

- a. Buildings will be open each day, starting Wednesday, with someone on duty throughout the day until the buildings close. If there are no supervisors, the building will be closed.
- b. The Sauk County Agricultural Society, Inc. will take every precaution in its power for the safe preservation of stock and articles on exhibit after their arrival and arrangement on the grounds but will not be responsible for any loss or damage that might occur.
- c. Exhibitors will be held responsible for any damage or accident.

16. SUPERINTENDENT OVERSIGHT COMMITTEE- This committee will be responsible for any fair exhibit grievances or conflicts that occur that have an impact on eligibility of an exhibit, animal or exhibitor of the junior fair. This committee will also be responsible for resolving conflicts that may arise with superintendents or complaints concerning superintendents. Committee members are Liz Cook, Heather Marlette, Missy McPherson, Dorothy Harms, Don Larsen, Beth Yanke & Josh Nagel. This committee reserves the right to interpret rules and regulations when questions arise.

17. EXECUTIVE COMMITTEE- Sharon Verthein, Connie Meyer, Kathleen Genz, Gary Kaun, Brad Anderson, Doug Larsen, Missy McPherson, Delvin Craker, Lesa Knuth, Paula Brandt, Katie Meyer, Sydney Bailey, David Cook, Sarah Cook, Katie Cook, Heather Marlette, Tessa Wagner, Tammie Case-Fry, LaNell Jaquish, Franklin Cook, Dorothy Harms, Jean Bonham, and UW-Extension rep.

Exhibitor Information



Animal Exhibitors Information & Animal Specific Rules & Regulations

Animal Exhibitor Information

1. **GET READY**-Gather forms and scan for Animal Registration, be prepared to upload at registration
 - i. premise ID (No premise id is needed for cats, dogs, or rabbits)
 - ii. Animal identification info
 - iii. Swine Identification Sheets
2. **EXHIBITOR WORKS**-All exhibits must be the work of the exhibitor and must be work done since the last fair.
3. **ALL ANIMALS** and livestock must be shown by the exhibitor unless special permission is granted by the person in charge during judging.
4. **OPEN CLASS**-Boys and girls belonging to any Sauk County youth organization entered as a junior exhibitor shall not be permitted to show in open classes if exhibiting in Junior Fair, only in classes that are not projects being carried by exhibitor in the junior fair.
5. **MARKET CLASSES** (ATCP 160.12) (a) General. A fair board may establish market beef entry classes under pars. (b) and (c). Animals entered in market beef entry classes shall be raised to be sold at market and shall be shown by weight. Entries may include beef, crossbred beef, dairy beef cross or dairy beef breeds. A fair board may establish weight limits for each entry class but may not limit entry classes by breed or sex. If 16 or more animals are entered in any entry class, that class may be divided into 20 or more approximately equal subclasses and each subclass may be judged as a separate entry class. An exhibitor may not enter more than one animal under this subsection.
6. **ANIMAL ENTRIES- All animals must be identified and entered to show at the fair. COMBINED ENTRY STALL, & WASTE REMOVAL FEE**FEE IS PER ANIMAL, NOT per pen-**
**Sheep, Swine and Goats and Exotics will be combined in the same pens by family/farm; but, stall rent is per animal in combined pens for those animals.

Dairy/Beef	\$10.00/animal	Swine/Sheep	\$ 5.00/animal
Goats	\$5.00/animal	Exotics	\$5.00/animal
Horse	\$10.00/animal	Poultry	\$1.00 /per bird (not per cage)
Rabbit	\$1.00/per animal (not per cage)		

Please note: *There will be no refund on entry/stall rent fee
7. **CHECK- IN *TIME******
****Wednesday (7am– 1:00PM) is Entry Day for exhibitors having animal exhibits ****REMEMBER TIME****
All animals must be on the fairgrounds by 1:00PM. **
Exhibitors bringing in exhibits after 1:00PM to check in will NOT be eligible for show.
8. **FAIR LOAD AND VET CHECK-IN FORM - MUST accompany ALL animals** upon arrival at the Sauk County Fairgrounds. ONE form should be completed PER LOAD, not by each exhibitor. This form should be completed prior to arriving at the fair. Forms are available online at www.saukcountyfair.com. Also, at the end of the fair book.
 - a. Veterinarians will be at the entrance gate to review and collect the Fair Load and Vet Check-In Form. Veterinarians will also collect all state mandated health certificates. (refer to health rules above)
9. **VETERINARIAN**
 - a. Veterinarians will perform a well animal check at the gate before animals are cleared for unloading.
 - b. A veterinarian will conduct a daily inspection of all livestock at the fair. The appointed licensed veterinarian shall also have the responsibility of reviewing all records required for entry to the Fair. If the veterinarian detects a problem with an animal, the exhibitor will be responsible for payment of treatment.
10. **SWINE:** An exhibitor may enter up to 3 swine in entry classes under this subsection and may receive up to 2 premiums in any entry class under this subsection.
11. **HEALTH CERTIFICATES EXHIBITORS NAME MUST BE ON HEALTH CERTIFICATES- IF IN PARENTS NAME-** Use a marker and add name at top of certificates, for fair identification.
12. **ANIMAL IDENTIFICATION**
 - a. All animals must be identified with the name of the exhibitor and the youth organization they belong to. (Barn Cards can be picked up at the Fair Office).
 - b. You may also use your own as long as they have the proper information on them.
13. **CATTLE ANIMAL DISEASE**
 - a. Cattle affected with ringworm, warts, mange, or scab may not be exhibited. Unless the veterinarian verifies in writing that the ringworm lesions or warts are inactive and incapable of transmitting the disease.
 - b. Any cattle found with ringworm, warts, mange, or scabs that are active shall be removed from the premises of the fair.
 - c. If the exhibitor questions the superintendent about the removal of the animal, a veterinarian will be called to the fairgrounds to determine if the ringworm is active and the vet on call shall be the expense of the exhibitor. (See specific Health Rules under each dept.)

Animal Specific Rules & Regulations- Animal Exhibitors Cont'd

14. PENALTIES

Section 95.19 of the Wisconsin Statutes provides in part: "No person shall...exhibit at any fair any animal afflicted with or exposed to any contagious and infectious disease." It is a misdemeanor to exhibit animal contrary to this section. In addition, it is provided that any person violating this provision shall be liable to any other person who sustains damages be reason of such violation.

15. LIVESTOCK RULES

- a. All livestock buildings will close at 10 PM, **NO EXCEPTIONS!** Signs will be posted in all livestock buildings. Exhibitors must leave the barns at this time.
- b. Once all livestock buildings are closed, gates will be put up on the entrances of each barn to contain livestock overnight.
- c. For security purposes, livestock building lights will be kept on overnight. (This rule is adaptable to change per species superintendent)
- d. Exhibitors bringing in exhibits after WED. 1 PM to check-in will **NOT** be eligible to show.
- e. Market livestock weighing over the maximum weight will still be eligible for the market animal sale, but the buyer of the market animal will only have to pay up to the maximum weight.
- f. dairy or meat buck weighting over 83 ½ lbs. will be disqualified and not eligible for show and may be sent home ***

16. PREMISE ID/ANIMAL ID

- a. The premise ID # and animal Id are required to be entered online, to have entry accepted.
- b. Animals must have an ID. If you do not have this information, your animal will be sent home. This applies to ALL animal entries staying at the fairgrounds. It does not apply to cats, dogs, or small animal pets, which are all shown and then leave the fairgrounds the same day.
- c. **EDUCATION REQUIREMENTS- Dairy, Beef, Swine, Sheep, Goats, Horse, Poultry, Rabbit & Domesticated Exotics must complete one YQCA course. YQCA- www.saukcountyfair.com for weblink**

Goals of YQCA-Ensure the safety and well-being of animals produced by youth for showing and for 4-H and FFA projects. Ensure a safe food supply to consumers. Enhance the future of the livestock industry by educating youth on these very important issues so they can become more informed producers, consumers and/or employees in the agriculture and food industry. Maximize the limited development time and budgets of state and national youth program leaders to provide an effective quality assurance program. Offer livestock shows a valid, national quality assurance certification for youth livestock exhibitors. The Youth for the Quality Care of Animals national multi-species quality assurance program embraces human diversity and is committed to ensuring that its educational programs are available to youth and adults on a nondiscriminatory basis without regard to age, ancestry, color, disability, gender identity or expression, genetic information, HIV/AIDS status, military status, national origin, race, religion, sex, sexual orientation, or veteran status. This statement is in accordance with U.S. civil rights laws and the U.S. Department of Agriculture.

Education is a tenant of the Sauk County Fair, thank you for completing and providing excellent examples of animals in the agricultural industry. There is no reimbursement. . If it is a struggle to pay, contact the fair.

YQCA Completion Educational Certificate Answer and Follow the Directions Below

- a. Are you entering an animal in the Sauk County Fair any day between July 8th -July 14th, 2024?
No = You are done, you do not need to go any further.
Yes= Go to Question number b.
- b. Are you entering either a dog, cat, or both, **but no other animal?**
A. YES= You are done, you do not need to go any further.
B. No= If you are entering other animals, Go to Question c.

c. If you are entering an animal in the following departments:

Dairy, Beef, Swine, Sheep, Goats, Horses, Poultry, Rabbits, and Domesticated Exotics

you will need to complete ONE (only ONE) YQCA Completion Certificate.

EXHIBITOR ONLY NEEDS ONE CERTIFICATE FOR THE FAIR EACH YEAR. MAKE SURE IN EXHIBITOR'S NAME

If the exhibitor has more than one species staying at the fair, the exhibitor may choose one of the species to complete the certificate.

The YQCA curriculum is broken into four levels: Junior ages 8-11, Intermediate ages 12-14, Senior ages 15-18, and Young Adult ages 19-21. Three or four levels of content focused on food safety, animal well-being, and character are outlined for each level. Topics include but are not limited to:

The Basics of Animal Identification	Daily Animal Care	Administering Animal Health Products
Providing Quality Care	Herd Health Plan	Providing Quality Feed
Sharing the Story	Goals to Success	Ethics in The Show Ring

Animal Specific Rules & Regulations- Animal Exhibitors Cont'd

HOW TO DECIDE WHICH EDUCATIONAL PROGRAM YOU SHOULD COMPLETE

Bringing one Species= Complete the Certificate in that species!

Example ONE Specie

A. Jimmy is bringing ONLY an animal in the Beef Department. He needs to complete an educational certificate in the category of Beef.

Bringing MORE than ONE Specie= Complete ONE Certificate in ANY of the Species you will bring.

Example MORE than one Specie

B. Becky is bringing her rabbit, pig, and dairy heifer to the fair, she can choose ONE of the educational certificate programs, and Becky chooses to complete the Swine (pig) certificate.

Bringing one Species, a Horse.

Example bringing only a horse.

C. Claire is bringing her horse, she can choose other or any educational certificate program.

YOU DO NOT NEED TO UPLOAD THE CERTIFICATE AT REGISTRATION-certificates will be provided to the fair.

18. BARN DECORATIONS

- g. It is recommended that barn decorations be the same within each club.
- h. If several clubs are sharing space, the decorations should be the same.
- i. Check your specific animal department and superintendent for specific decorating directions.

19. DRESS CODE

- a. Exhibitors are allowed to wear tasteful clothing in the show ring that **excludes** farm/club/chapter/association affiliation wording and logos.

20. EARLY RELEASE-It is up to the Fair Board's discretion to release animals due to environmental conditions or for the safety/health of the animal.

21. HERDSMANSHIP: Herdsmanship is important to the public image of agriculture. Herdsmanship helps youth learn skills in making a presentable exhibit for the public as well as learn skills in courtesy, cooperation, neatness and proper care of animals. Herdsmanship Judging will take place on Wednesday-Sunday 9 am and 9 pm by two to four individuals. Results will be announced Sunday at 3pm. All ties will be broken by the Livestock Superintendent or Herdsmanship judges. The 1st place herdsman award recipients for each species (beef, dairy, goat, exotics, sheep, swine, horse) will receive their name on a plaque that will be in each barn. The plaque will be added to each year. Herdsmanship Judges will be scores will be based on the following: cleanliness and care of the animal, aisles and walkways, equipment storages, identification and signage, decorations, educational components, and public presence.

22. PROFESSIONAL FITTERS/FITTING

- a. **Beef, Swine, Sheep, Goat** - Only the father, mother, guardian, grandparent, siblings or other Sauk County Fair junior exhibitors may assist in fitting a beef, swine, goat or sheep project.
- b. **DAIRY** - Fitters are allowed to clip animals on the Fairgrounds. It is highly recommended that the exhibitor be present to observe the fitter, so it may be a learning experience for the exhibitor.
- c. **ALL Species:** To maintain a high degree of confidence and integrity in the livestock shows, Sauk County Fair reserves the right to disqualify any animal fitted in an unethical manner and disqualify the exhibitor. Unethical fitting is prohibited and shall include any injection of gas, solid or liquid to alter the normal conformation. Treating the udder internally or externally with an irritant or other substance to artificially improve conformation is prohibited. Additionally, any cutting or tearing of the hide, cutting, or tearing underneath the hide or removal of tissue in any attempt to alter the shape or appearance is prohibited. Attempts to disrupt or change normal dental development, dyeing or coloring hair, adding artificial tail heads, switches, polls, hair, and heels, as well as any attempt to change the conformation and degree of firmness by administration of fluids internally or externally in a liquid or solid state is prohibited. The use of clenbuterol is prohibited.

23. SHOWMANSHIP-*Grades are based on the grade you are currently in (or just completed in May). All showmanship classes are under placed using Danish Judging.* Showmanship will be judged on the basis of: Showmanship, appearance and neatness of showman

Animal Specific Rules & Regulations- Animal Exhibitors Cont'd

24. TRAILER/VEHICLE INFORMATION***

- a. **Please take your trailer home after animals are unloaded. Trailers are not allowed to stay on the fairgrounds.
- b. No vehicles or trailers will be allowed in the barn area, during the week, including Sunday prior to the exhibit release time of 4:00 PM. Violators will be subject to fines by Baraboo Police Department.
- c. EXHIBITORS BREAKING THE RULE WILL RESULT IN THE EXHIBITOR LOSING THEIR CURRENT Year PREMIUMS.
- d. ***DO NOT BRING TRAILERS AND TRUCKS PAST BARRICADES BEFORE 4 PM ON SUNDAY, OR AT ANY OTHER TIME NOT LISTED!**
- e. **The only exception is for pre-approved trailers, including trailers loading animals going directly to market at 2:00PM Sunday.

Each Project (dependent on number in project) may apply to their superintendent for an approved feed trailer, to be shared. There are a limited number of these trailer passes available to projects.

- a. Submit form by Monday of fair, to superintendent or office. An approved trailer will be registered and given a pass by the fair office; approved trailers will have the pass displayed on the trailer. The trailer will need to stay parked in the approved location until 4:00PM Sunday of fair. Trailers approved for project are for all project members.

25. **TACK SUPPLIES**

- a. Extra feed, etc may be unloaded, next to buildings-
- b. **ONLY between 6AM - 8AM each morning of fair & between 9PM - 10PM each evening**
- c. NO VEHICLES will be allowed next to buildings at any other time.

26. OTHER ANIMALS

Dogs and / or other pets will not be allowed in the barns except for service dogs, check in at office.

27. TENTS/ PORTABLE AWNINGS-

Tents, Portable Pop-up Tents and Awnings need to go in approved areas. Ask if you are unsure where the tents can be put up. We suggest that clubs and projects go together to share tents. To prevent blockage of fire lanes, roadways or entrances ask for guidance or you may be asked to take down the tent.

28. WASH RACK

- a. Washing animals is only allowed at the wash rack(s).
- b. Any exhibitor found to be washing animals outside of those areas will not be allowed to show their animals in competition.
- c. Be considerate of exhibitors trying to wash animals on that animal's show day.

29. GO TO EACH DEPARTMENT FOR SPECIES SPECIFIC RULES AND REGULATIONS. READ THROUGH EACH SPECIES-SPECIFIC RULE AND ASK QUESTIONS OF THE SUPERINTENDENT IF YOU DO NOT UNDERSTAND.

When you check the box in registration it says you have read and understand.

LIVE MARKET ANIMAL SALE - Rules & Regulations

LIVE MARKET ANIMAL SALE - Rules & Regulations

Where: Sauk County Fairgrounds Date: Saturday Time: 1:00 PM

- **TIME/LOCATION** -The Live Market Animal Sale is held at 1:00 PM on fair Saturday in Progress Hall. Livestock lots from the market classes in the beef, sheep, swine, goat, poultry and rabbit projects are eligible to sell. The youth is charged a 5% commission which is divided as follows: 3% to the Sauk County Agricultural Society, Inc. and 2% to the Sauk County Meat Animal Sale Committee (MASC).
- **SHOWMANSHIP** – Exhibitor must show in showmanship, for the species they are selling, to be eligible for Live Market Animal Sale
- **PURCHASES** - All animal lots are eligible to be purchased as the animal or on buyer-support. Buyer-support means that the buyer pays only the difference between final bid and current market price. It is then the youth's responsibility to market the animal. All species (except of poultry and rabbits) are sold by the pound. Poultry and rabbits are sold by the lot.

Arrangements may be made between exhibitors and buyers to exhibit the animal at another show. If 100% of earnings from sale animal is donated to a charity, the check will be written to that charity, not the Individual/youth that donated the sale animal.

LIVE MARKET ANIMAL SALE - Rules & Regulations Cont'd

- **OTHER FAIRS SALES** – If animal has already been sold at a previous livestock show/fair it may not be sold at the Sauk County Meat Animal Sale or come out for champion drive. If youth are found to be in violation of the above stated, they will forfeit the ability to sell in the following year's sale. If it is the youth's last year to sell in the Meat Animal Sale, they will forfeit the monies earned at the Meat Animal Sale.
- **SWINE** - The Swine Show will not be a terminal show, if swine are not purchased outright in the auction; exhibitors are responsible for selling their animals. The exhibitor is responsible for contacting the processor with instructions for personal sales by the Tuesday after the Fair. The Sauk County Agricultural Society, Inc. Board, Meat Animal Sale Committee (MASC) and the processor **ARE NOT** responsible for animals that do not have processing instructions called in by Tuesday after the Fair.
- **CARE** - It is exhibitor's responsibility to continue to care for the animal until it is loaded on the buyer's truck. All animals going direct to market may be loaded onto buyer's truck no earlier than 2:00 PM on fair Sunday. No other animals, market or breed, may do this!!! This arrangement is for buyer/market convenience.
- **PROCESSING** – The exhibitor is responsible for contacting the processor with instructions for personal sales by the Tuesday after the Fair. The Sauk County Agricultural Society, Inc. Fair Board, Meat Animal Sale Committee (MASC) and the processor ARE NOT responsible for animals that do not have processing instructions called in by Tuesday after the fair.
- **ELIGIBLE SPECIES – All (Beef, Swine, Sheep and Goat) MARKET CLASSES NEED TO BE IDENTIFIED CENTERALLY, WITHIN SAUK COUNTY. BEEF MARKET CLASSES NEED TO BE WEIGHED IN CENTERALLY WITHIN SAUK COUNTY. BEEF MARKET** CLASSES must have pre-weighed and correctly tagged their animals during county-wide weigh-ins. All **Swine** exhibitors must have properly tagged and identified their animals by May 17. ALL goat exhibitors must have correctly tagged their **MARKET GOAT** animals during county-wide tagging. All **Sheep** exhibitors must have properly tagged and identified their animals by May 17. These animals will again be weighed on animal check-in day of the fair at time and location as posted in premium book.
- All **swine** exhibitors must have properly tagged and identified their animals by May 17. These animals will again be weighed on animal check-in day of the fair at time and location as posted in premium book.

Exhibitors must assist with the weighing of their animals or have made prior arrangements for it to be done by others. NO WEIGH-BACKS AT ANY TIME.

- **SELECTION** - Animals will be selected during their representative species show by the judge. Up to 35 steers, 35 hogs, 30 sheep, 12 goats, 12 lots of poultry and 6 lots of rabbits may be selected. Judges have the right to choose less or none if animals are inferior to current market appeal.

- **ROTATION FOR MARKET SALE - Subject to change**

- 2024 – Swine, Sheep, Goats, Beef, Small Animals
- 2025- Beef, Swine, Sheep, Goats, Small Animals
- 2026 – Goats, Beef, Swine, Sheep, Small Animals

- **GRAND CHAMPIONS & RESERVE GRAND CHAMPIONS** -All qualifying youth may sell one animal lot only. The only exception to this rule is if youth has earned multiple Grand Champion or Reserve Grand Champions in same or different species, then both Grand Champion and Reserve Grand Champions must sell.
- **MULTIPLE Species** -Youth with animals qualifying in different species must choose one, notify all involved superintendents as soon as possible and no later than 7:00 PM on fair Thursday or upon completion of all market animal sale selections. All qualifying youth may sell one animal lot only. The only exception to this rule is if youth has earned multiple Grand Champion or Reserve Grand Champions in same or different species, then both Grand Champion and Reserve Grand Champions must sell. All Grand Champion and Reserve Grand Champion animals from qualifying youth MUST sell.

- **SALE PARTICIPANT MEETING SALE PARTICIPANT MEETING** (exhibitors and their parents) are required to attend the sale participant meeting on Saturday morning at 9:30 AM in Progress Hall. Participants are responsible for assisting in the set-up on Progress Hall directly after the meeting.

LIVE MARKET ANIMAL SALE - Rules & Regulations Cont'd

- **BUYER THANK YOU** - Each youth must turn in to their species superintendent, a hand-written thank you note to the buyer that is addressed and stamped. The thank you is due by 3:00 PM on fair Sunday. If not turned in, you will not get a check!

ADDITIONAL ITEMS

- **SPECIES SPECIFIC REQUIREMENTS**

Each superintendent with proper notification in fair book posting may add additional requirements for youth to meet sale eligibility. These may include mandatory meetings, animal weight limitations, un-horned animals, etc. It is the youth's responsibility to understand and fulfill those additional items. Superintendents have the final say as to youth's meeting those extra eligibility items.

NOTE: Animals weighing over the maximum weight (listed below per species) will still be eligible for the sale but the buyer of the animal will only pay up to maximum weight.

BEEF

- Market heifers and steers will be weighed on entry day
- Market beef - minimum weight of 1,025 lbs., maximum weight of 1,375 lbs.
- Dairy steers - minimum weight of 1,025 lbs., maximum weight of 1,500 lbs.

MARKET HOGS

Market hogs will be weighed on entry day. Minimum weight of 235 lbs., maximum weight of 285 lbs. The hog show will not be a terminal show.

MARKET LAMBS

Market Lambs will be weighed entry day. Minimum weight of 100 lbs., maximum weight of 150 lbs.

MARKET GOATS

- Market goats will be weighed on entry day
- Market Meat goat is one born after January 1 of the exhibit year
- Dairy Wether goat is one born after August 1 of the previous exhibit year
- Market goats may be shown in market or breed class, not both
- Dairy Buck & Meat Buck - minimum weight of 30 lbs., maximum weight of 75 lbs.

*** meat buck weighting over 83 ½ lbs. will be disqualified and not eligible for show and may be sent home ***

Dairy Wether & Meat Wether - minimum weight of 35 lbs., maximum weight of 120 lbs.

Meat Doe - minimum weight of 35 lbs., maximum weight of 120 lbs.

- **ANIMAL DRUG VIOLATIONS**

If you want to protest any animal violations you must submit in writing to the fair office your name, contact information, \$50.00 and a summary of the alleged possible list of drugs misused on animal. A sample from the animal(s) in question will be drawn within 12 hours of the filing. If the sample reveals a problem (unapproved drugs for market animals) the deposit will be returned. If the carcass of an animal is deemed not to be marketable or saleable, all sale proceeds will be refunded to the buyer. If a sample is positive the youth exhibitor will not be eligible for exhibition at State Fair of current or following year or County Fair of following year.

- **DISPUTES** - In the event of rule infractions and/or disputes between buyer and seller or rule interpretation, the Sauk County Agricultural Society, Inc. Board of Directors will make final rulings.
- **OTHER**
 - Youth should be present to sell their own animal. Notify superintendent as early as possible if other arrangements need to be made.
 - Youth attire and animal cleanliness and fitting should be the same as show day.
 - Youth should assist with set-up and tear-down of auction area in Progress Hall. Please report to Progress Hall at 9:30 AM on the day of the sale. Remember, you profit from the sale, so please help!
 - Posting of buyer's name and sale price by animal stall is MANDATORY. Signs are available from each superintendent.
 - Youth should send invitations to new prospective buyers 2-4 weeks prior to the fair.

SAUK COUNTY FAIR MASTER SHOWMAN CONTEST RULES

SAUK COUNTY FAIR MASTER SHOWMAN CONTEST RULES Sunday of the fair week at 10:00 am Progress Hall

1. Departments: The following departments will participate in the Master Showman Contest: Dairy, Beef, Swine, Sheep and Goats.
2. Participants: The top two winners of Senior Showmanship in each of these species will participate in the Master Showmanship Contest.
 - If a winner from one of the above stated classes chooses not to participate in the Master Showman Contest, the option to participate will default to the third place winner in that class.
 - If a member is eligible to participate in the Master Showman Contest in more than one species, he/she must choose the species in which he/she will participate by Friday afternoon at 4:00 pm. The participant must inform BOTH species Superintendents and the Master Showman Contest Organizer of his/her decision. The third place winner in their non-chosen species will have the option to participate.
3. Master showmanship participants will meet Saturday morning at 9:00 am in Progress Hall for a short meeting about expectations/rules.
4. Each participant will show an animal from the project in which they won Senior Showmanship first, then an animal from each of the other four species through the rotation. The Superintendent of each species will be in charge of selecting two animals to be used for the Master Showman contest, with the approval of the owner of the animals selected.
5. There will be five judges, one representing each species. The superintendent of each participating species will assist the Master Showman Organizer with selection of needed judges.
6. Each judge will use a 1-10 scale to evaluate each participant in categories such as showing the animal, species knowledge and appearance/attitude.
7. Five minutes will be allowed for the participants to show each species. The time keeper will notify the participants and the judges when one minute is left for each round. Please note - all species will be shown simultaneously in the same showing. The rotation of species shown will be discussed at the pre-contest meeting.
8. If items such as a brush, show stick, comb, etc. are necessary to show your species, please bring them with you to the Master Showman contest. These items will be passed to the next participant who will show that species.
9. A final rotation will involve public speaking. Each participant will be asked to answer four questions. Each participant will speak to the same questions.
10. Results will be determined by totaling all rotations scores.
11. Non-cash awards will be given for Grand Champion Senior Showman and Reserve Champion Senior Showman.
12. In the case of a tie, the participant with the top public speaking score will be deemed the Champion. If in the event a tie is still not broken, a random question will be drawn from a hat in which the participant will answer. Audience applause will be asked for in order to determine the winner of the final tie breaker.
13. The decision of the judges and the Master Showman Contest Organizer are final.

Sauk County Fair Carcass Ultrasound Show

- Any of the following animals that are eligible for the Live Market Animal Sale can be entered into the Carcass Ultrasound Show: Beef, Dairy Beef, Beef Heifer, Swine, Sheep or Goat.
- There is no limit on number of animals an exhibitor may enter into the Carcass Ultrasound Show, premiums will only be paid on two animals.
- Exhibitors must sign up for the Carcass Ultrasound Show through the Sauk County Fair online entry system, by registration deadline of current fair year.
- Exhibitors must attend a meeting to be held after the fair (time to be announced at fair) in order to obtain results on their animals.
- Exhibitors will be responsible for bringing their animals to the area for them to be scanned. Times and locations will be posted on the day of the scanning.
- Exhibitors will need to provide official ID's and weights to the parties taking information for the Carcass Ultrasound Show.
- Exhibitors will allow the judge to use oil on the surface of the animal to allow ultra-sounding of the animal.
- The judge will be the person scanning the animals.
- All results will be final.

Junior Fair Book Index			
Department	Page	Department	Page
General Information General Rules & Regulations	1-5	Dept. 17 - Exploring	39
Animal Rules & Regulations Live Market Animal Sale, Master Showman/Carcass Index & Schedule, fair info	6-9 9-11 12 13-15	Dept. 18 - Cultural Arts (Includes Performance Arts, Speaking, Creative Writing)	39-43
Dept. 1- Dairy Cattle	16-17	Dept. 20 - Photography	43
Dept. 2 - Beef Cattle	17-18	Dept. 21 - Computers	43-44
Dept. 3 – Swine	18-19	Dept. 22 - Woodworking	44
Dept. 4 – Sheep	19-20	Dept. 23 - Electricity	44
Dept. 5 – Goats	20-22	Dept. 24 - Mechanical Sciences (Includes Tractor, Small Engines, Bicycle, Rockets, Models, Legos/K'nex, Dioramas, Robotics, Geospatial, Self- Determined Mechanical Sciences)	44-46
Dept. 6 – Horses	22-26	Dept. 25 - Foods (Includes Cake Decorating and Food Pres.)	46-48
Dept. 7 – Poultry	27-29	Dept. 26 - Clothing	48-49
Dept. 8 – Rabbits	29-30	Dept. 27 - Knitting/Crocheting	49
Dept. 9 – Dogs	30-31	Dept. 28 - Home Environment	50-51
Dept. 10 - Animal Science, Vet Science, & Pet Project	31	Dept. 29 - Child Development	50-51
Dept. 11 – Exotics Dept. 12 – Small Pets/Pocket Pets	32-33 33-34	Dept. 31 - Communications	51
Dept. 13 – Cats	34	Dept. 33 - Youth Leadership	51
Dept. 14 - Plant & Soil Science (Includes Crops, Garden)	35	Dept. 33 - Self Determined	51
Dept. 15 - Flowers/House Plants (Includes Home Grounds)	36-37	Dept. 34 - Health Sciences Dept 35- Boys & Girls/After School	51-52 52
Dept. 16 - Natural Sciences (Birds, Entomology, Rifle, Archery, Sports Fishing, Wildflowers, Rock Climbing, Astronomy, Adventure Project, Forestry, Backpacking, Hiking, Camping, Self-Determined, Natural Sciences)	37-38	Dept. 40 – Cloverbuds Animal ID & Vet Check Information Form Swine ID State of WI Animal Rules and Regulations THEME	52-53 54 55 56-60 Back

Junior Fair Schedule

April 11th - Online Junior Fair Entry opens- ENTER EARLY!

May 11th –JUNIOR FAIR DEADLINE 11:59PM.

The online entry site will automatically close at 11:59pm

June 22nd -Fairgrounds Clean-up Day, 9AM, Baraboo Valley, Circus City, Happy Hustlers, Webster’s Prairie.

July 8th Monday,

PRE-FAIR JUDGING

ALL Non-Animal Projects 1:30 – 6:30 PM

Fairgrounds - Commercial Building

The following projects will be judged at this time:

- Small Animal Pocket Pet Judging 1:30PM-6:30PM
- Animal & Vet Science
 - (Horse posters & displays, dairy educational exhibit)
- Pet Projects
- Natural Sciences
 - (Birds, Entomology, Forestry, Shooting Sports, Fishing, Wildflowers, Rock Climbing, Astronomy, Biking, Hiking, Camping)
- Exploring
- Cultural Arts, Creative Writing
- Photography
- Woodworking
- Electricity
- Mechanical Sciences
 - (Tractor, Small Engines, Bicycle, Rockets, Models, Legos, Dioramas, Robotics, Geospatial)
- Clothing
- Knitting & Crocheting
- Home Environment
- Child Development
- Computers
- Home Environment
- Self-Determined
- Youth Leadership
- Health Sciences
- **Cloverbuds** (including food projects)
- Foods Judging
 - (Includes Cake Decorating & Food Preservation)
- Plant & Soil Science
 - (Crops, Garden, Flowers, House Plants)

Monday, July 8

6:30 PM - Cat Show Judging, Progress Hall

Tuesday, July 9

5:00 PM - Dog Show, Progress Hall

Wednesday, July 10

7:00AM to 1:00PM ALL ANIMAL CHECK-IN

All livestock must be checked in to the fair by 1:00 pm

7:00AM -8:00AM - Goat Weigh-in

8:00 AM - 9:00 AM - Sheep Weigh-in

9:00 AM – 11:00 AM -Swine Weigh In

1:00 PM - 3:00 PM - Beef Weigh-in

10:00 AM-3:00 PM- Dairy Animal Records Collection

1:00 PM-3:00 PM- Horse Records Collection

3:30PM Animal Exhibitor Meeting, Progress Hall

5:00 PM - Sheep Show, WCCU Livestock Pavilion

Thursday, July 11

8:00 AM - Swine Show, WCCU Livestock Pavilion

9:00 AM - Rabbit Showmanship, Rabbit Barn Breed judging starting after lunch

9:00 AM - Horse Project Jumping & Dressage Event

9:30 AM - Beef Show, Progress Hall

11:00 AM - Poultry Show, Poultry Barn

5:00 PM - Goat Show, WCCU Livestock Pavilion

Friday, July 12

8:00 AM - Dairy Show, Progress Hall

9:00 AM –Speed/Gymkhana Event, Horse Arena

6:00 PM – Exotics in Progress Hall, followed by Costume Contest

6:30 PM - 4-H Art Showcase (fashion show, music, drama, demonstrations), Commercial Building

Saturday, July 13

9:00 AM - Horse Show Pleasure Events, Horse Arena

3:00 PM – 5:00 PM 4-H Action Center, 4-H Pavilion

1:00 PM - Live Market Animal Sale in Progress Hall

Sunday, July 14

10:00 AM- Horse Fun Show

10:00 AM Master Showman

4:00 PM Exhibits Released Non-Livestock

5:00 PM Non-Animal Exhibits, Poultry & Rabbits must be removed from building

6:00 PM Large animals must be removed

Sauk County Agricultural Society

The Sauk County Agricultural Society, Inc. is dedicated to giving exhibitors the best county fair experience! We greatly appreciate all volunteers and know that our volunteers help make the fair successful. As we look forward to this year's fair, we hope you will consider volunteering at the fair. You can contact us at info@saukcountyfair.com to volunteer or become a sponsor. We appreciate your time and commitment!

Board of Directors

Officers:

President- Scott Zirzow

Vice-President- Mikala Turner

Secretary- Liz Cook

Treasurer- Shana Johnson

Marshall- Brady Neuman

Directors: Dan Greenwood, Josh Nagel, Ben Turner, Don Larsen, Beth Yanke & Jacob Zirzow

Manager: Liz Cook

Grounds Manager: John Darrow; Assistant: Skyler Getschman

Partnership/Sponsorship Coordinator-Jennie Kohlmeyer

Superintendents

Dairy-Brad Anderson & Gary Kaun

Beef-Doug Larsen

Swine-Sydney Bailey

Sheep-Lesa Knuth, Paula Brandt, & Katie Meyer

Goats-David Cook & Sarah Cook

Horse-Heather Marlette & Tessa Wagner

Poultry-Missy McPherson, Delvin Craker

Rabbit-

Dogs-Katie Cook

Animal, Vet Science & Pet- Franklin Cook

Domesticated Exotics-Tammy Case-Fry

Pocket Pets- Franklin Cook

Cats- Jean Bonham & Mary Bonham

Plant & Soil Science- LaNell Jaquish

Flowers & House Plants- LaNell Jaquish

Natural Resources Sciences- Franklin Cook

Exploring- Connie Meyer

Cultural Arts- Sharon Verthein

Photography- Katie Cook

Computers- Franklin Cook

Woodworking- Franklin Cook

Electricity- Franklin Cook

Mechanical Science- Franklin Cook

Foods & Nutrition- Kathy Genz

Clothing- Sharon Verthein

Knitting & Crocheting- Connie Meyer

Home Environment- Connie Meyer

Communications- Connie Meyer

Youth Leadership & Self Determined- Connie Meyer

Health Sciences- Connie Meyer

Cloverbud Fair Exhibits- Dorothy Harms

Meat Animal Sale Committee- Lisa Pertzborn, Lesa Knuth, Katie Meyer, Paula Brandt, Annie Allen, Brock Pelton

Thank you to our superintendents and committees for their hard work and dedication to making the fair great for our junior exhibitors!

Please, volunteer to help at this year's fair- email us at info@saukcountyfair.com

Thanks!

DEPARTMENT 1 - DAIRY

Animal Check-In, Wednesday from 10:00 AM-3:00 PM

Judging on Friday 8:00AM

Superintendents – Brad Anderson & Gary Kaun; info@saukcountyfair.com

REQUIREMENTS

- Members must furnish feed, bedding and necessary equipment.
- Cattle under quarantine by DATCP are not eligible for exhibition.
- The superintendent will do check in from 10AM -3 PM, for any cattle ready and in place to check in.

REGISTERED CATTLE

1. A managerial animal is an animal that is under the daily care of but not owned by the exhibitor.
2. Exhibiting of managerial animals in the Junior Division is open to all dairy exhibitors - regardless of age of animal.
3. All registration certificates for all bovine must be presented to the superintendent, by 8AM on the day of the show or cattle will be shown in the grade classes. Telegrams, telephone calls, faxes and other communications from breed association certifying applications for registration **will not** be accepted.
4. Ownership by a junior exhibitor is established when an animal is recorded in the name of the junior exhibitor only.
5. "Ownership of all calves and yearlings must be owned or transferred to the exhibitor's name on or before **MAY 1** of the year in which the animal is exhibited. For any animal that is 2 years and older or has calved at least once, the ownership or transfer date must be before Jan. 1st of the show year to be eligible for State Fair."
6. Registered two (2) year old and older cows may be shown in the registered class even if it is not in the exhibitor's name. However, if the animal is to be exhibited at the Wisconsin State Fair, then rule 4 applies. This applies to the Sauk County Fair only.

GRADE CLASS

Rules for grade classes are exactly the same for registered cattle with the exception of registration paper verification.

AGE CLASSIFICATIONS:

Spring Heifer – Born on or after March , 2024 to May 31st ,2024 of the current year Spring Calf: Born on or after March 1, 2024 (must be 4 months old day of show)

Winter Calf: Born December 1, 2023 - February 29, 2024

Fall Calf: Born September 1 - November 30, 2023

Summer Yearling: Born June 1 - August 31, 2023

Spring Yearling: Born March 1 - May 31, 2023

Winter Yearling: Born Dec. 1, 2020 - Feb. 29, 2023

Fall Yearling: Born September 1 - November 30, 2022

Two-Year-Old: Born September 1, 2020 - August 31, 2022

Three-Year-Old: Born September 1, 2019 - August 31, 2021

Four -Year-Old: Born September 1, 2018 - August 31, 2020

Five-Year-Old & Older: Born before September 1, 2019

Dry Cow: Over 2 yrs. old and has milked a minimum of 280 days and is in dry form

Show Order - 8:00 AM Start

- 2 Year Old Cows
- 3 Year Old Cows
- 4 Year Old Cows
- 5 + Year Old Cows
- Dry Cow Classes
- Sr. Champion
- Showmanship
- Calf Classes
- Jr. Champion

- Overall Champion
- Bred & Owned
- Club Herd

Premiums for Registered Dairy Cattle

Spring, Fall & Winter Heifer Calf: 1st - \$9.00 and - \$8.00 3rd - \$7.00 4th - \$5.00

Summer, Spring, Winter & Fall Yrlg. Heifer: 1st - \$11.00 2nd - \$9.00 3rd - \$7.00 4th - \$5.00

2-3, 3-4, 4-5 & Dry Cow: 1st - \$12.00 2nd - \$10.00 3rd - \$8.00 4th - \$6.00

Premiums for Grade Dairy Cattle

Spring, Fall & Winter Heifer Calf: 1st - \$8.00 2nd - \$7.00 3rd - \$6.00 4th - \$5.00

Summer, Spring, Winter & Fall Yrlg. Heifer: 1st - \$8.00 2nd - \$7.00 3rd - \$6.00 4th - \$5.00

2-3, 3-4, 4+ & Dry Cow: 1st - \$9.00 2nd - \$8.00 3rd - \$7.00 4th - \$5.00

- Champions will be awarded in separate Grade & Registered divisions only if ten or more animals are exhibited in that breed, otherwise champions will be combined grade & registered in that breed.
- Any animal that is a Beef/Dairy crossbred must be shown in the Beef/Dairy crossbred Beef Show.
- To be eligible for the dairy show, the animal must be 100% dairy.

DAIRY CLASSES

Class 1 – Registered Holsteins

Class 2 – Grade Holsteins

Class 3 – Registered Guernseys

Class 4 – Grade Guernseys

Class 5 – Registered Brown Swiss

Class 6 – Grade Brown Swiss

Class 7 – Registered Jerseys

Class 8 – Grade Jerseys

Class 9 – Registered Milking Shorthorns

Class 10 – Grade Milking Shorthorns

Class 11 – Registered Ayrshires

Class 12 – Grade Ayrshires

Item #	Description
1	Spring Heifer Calf
2	Winter Heifer Calf
3	Fall Heifer Calf

4	Summer Yearling Heifer Calf
5	Spring Yearling Heifer Calf
6	Winter Yearling Heifer
7	Fall Yearling Heifer
8	2 Year Old Cow
9	3 Year Old Cow in milk
10	4 Year Old Cow in milk
11	Cow 5 and over in milk
12	Dry Cow – 3 Years & Over
13	Dry Cow – 5 Years & Over

CLASS 13 BRED & OWNED CLASS—by exhibitor (not farm—must be in Junior exhibitor’s name). Bring papers to ring to verify.

CLASS 14 – CLUB HERD (no entry required)

1. Mixed or all of one breed - 5 animals (minimum) – Maximum - 7 – with 3-7 exhibitors

CLASS 15 - DAIRY SHOWMANSHIP & FITTING (must be entered on your online entry form)

2. 1st Year Showmanship (**8-12 Year Olds only**) – If you enter in this class you MAY NOT enter in another Showmanship Class

3. Grades 3-5

4. Grade 6-8

5. Grade 9-10

6. Grade 11+

The first and second blue ribbon exhibitors from each of the above classes will compete for Top Dairy Showman

Premiums for Dairy Showmanship & Fitting: 1st - \$3.00 2nd - \$2.50 3rd - \$2.00 4th - \$1.50

DR. W.I. BIBLE TRAVELING TROPHY – Open to current showmanship winners and previous Dr. Bible winners.

Sponsored by the South Lime Ridge 4-H Club. *Previous winners of the Dr. Bible Trophy will be judged on Friday with Senior Division and are eligible for regular showmanship competition in their age category. Trophy should be returned to the fair office the following year. (When an exhibitor wins the Dr. Bible Trophy a 3rd time in their show career they get to keep the trophy).

BEST BARN EXHIBIT - Groups keeping their stalls, calves and other properties in most attractive appearance throughout the fair. All clubs, chapters, and youth organizations are eligible to participate. Judging will take place daily throughout the fair.

Points considered in placings:

- A club display and work done by members.
- An attractive exhibit, which indicates club name and exhibit boundaries.
- Care and appearance of animals and equipment.
- Courtesy of club members. Someone present during the day. No unnecessary loitering. **(See Behavior Rules)**

DAIRY HERD IMPROVEMENT PRODUCTION AWARD

The South Central DHI Milk Testing Cooperative will recognize the highest producing cow in each class of the Junior Fair Dairy show. **PRIOR TO THE SHOW ****** Exhibitors are to submit (ILC) Individual Cow Record, which you can obtain from your field technician, on their animals **prior to the show**. Records must be a **completed** record. Records from all type tests (except Profitest) are eligible. Animals of all breeds, registered or grade are eligible, including dry class animals. The highest actual 305 days (or less) pounds of milk produced by a cow in the class will receive the award.

Holstein	18,168 lbs.
Brown Swiss	13,865 lbs.
Guernsey	12,271 lbs.
Jersey	11,070 lbs.
Ayrshire	13,452 lbs.

STATE FAIR INFORMATION- All animals in the Junior Dairy Dept. two years or older must be registered or transferred on/or before January 1st of the Fair year in the name of the exhibitor. Updated in 2012: Co-ownership will be allowed as long as the exhibitor’s full name appears on the registration paper along with any other individual under 21 years of age as on January 1st of the current year. Sauk County Fair provides this info as a service, always check with the State Fair for most current info or changes.

DEPARTMENT 2 - BEEF CATTLE

Weigh in – Wednesday @ 1:00 – 3:00PM

Judging: Thursday @ 9:30AM; Progress Hall

Superintendent – Doug Larsen & Don Larsen info@saukcountyfair.com

REQUIREMENTS

- It Is Strongly suggested That All Animals Be Double-Tied
- Only 2 market animals may be shown by one exhibitor & they must be in different weight classes.
- Only one animal may be sold at the Live Market Animal Sale.
- Showmanship is required for Live Market Animal Sale
- Market Classes: (a) General. A fair board may establish market beef entry classes under pars. (b) and (c). Animals entered in market beef entry classes shall be raised to be sold at market and shall be shown by weight. Entries may include beef, crossbred beef, dairy beef cross or dairy beef breeds. A fair board may establish weight limits for each entry class but may not limit entry classes by breed or sex. If 16 or more animals are entered in any entry class, that class may be divided into 20 or more approximately equal subclasses and each subclass may be judged as a separate entry class. An exhibitor may not enter more than one animal under this subsection.
- Market heifers may not be shown in the breeding stock classes
- Feeder Calves need to be banded or surgically cut (castrated). No crimping.

AGE CLASSIFICATION - (All Classes)

SENIOR CALF - born during the period Sept. 1 to Dec. 31 (fall) of year preceding exhibit year

JUNIOR CALF - born on or after Jan. 1 of exhibit year (spring). Calf shall be at least 3 months old at time of exhibit

SUMMER YEARLING HEIFER- born during the period of May 1 to Aug. 31 of year preceding exhibit year.

JUNIOR YEARLING HEIFER - born during the period Jan. 1 to April 30 of year preceding exhibit.

SENIOR YEARLING HEIFER- born during the period Sept. 1 to Dec. 31 of 2nd year preceding exhibit year.

2-YEAR-OLD COW & OVER WITH CALF 7 MOS. OR YOUNGER, PUREBRED OR GRADE - born before Sept. 1 of second year

preceding exhibit year with calf 7 months old or younger

Premiums for market classes: 1st - \$8.00; 2nd - \$7.00; 3rd - \$6.00; 4th - \$5.00

BEEF CLASSES

CLASS 1 – MARKET ANIMALS

ITEMS #'S

1. **STRAIGHT BRED BRITISH (Angus, Hereford, Shorthorn) BEEF STEER** (Both Parents Must Be Same Breed)
2. **STRAIGHT BRED EXOTIC BEEF STEER** (Both Parents Must Be Same Breed)
3. **MARKET CROSSBRED BEEF STEER** (Both Parents Beef Breed)
4. **MARKET DAIRY-BEEF CROSS STEER** (Animal must be at least 50% dairy) - Any animal that is a dairy/beef crossbred must be shown in the dairy/beef crossbred show unless animal is 100% dairy
5. **MARKET DAIRY STEER** (Both Parents are Dairy Breeds)
6. **FALL FEEDER CALF** - Born Sept. - Jan. 1
7. **SPRING/SUMMER FEEDER CALF** - Born Jan. 2 - July
8. **PAIR OF SUMMER MARKET ANIMALS** (by same exhibitor)
9. **MARKET HEIFER** (not breed specific)

*Beef classes will be broken down by weights after all steers have been weighed in.

Premiums for Beef Breeding Classes

Classes may be split, into more than one group, if classes are to large.

Junior Heifer Calf	\$9.00	\$8.00	\$7.00	\$5.00
Senior Heifer Calf	\$11.00	\$9.00	\$7.00	\$5.00
Senior Yearling Heifer	\$11.00	\$9.00	\$7.00	\$5.00
Summer Yearling Heifer	\$11.00	\$9.00	\$7.00	\$5.00
Junior Yearling Heifer	\$11.00	\$9.00	\$7.00	\$5.00
Jr. & Sr. Bull Calf	\$11.00	\$9.00	\$7.00	\$5.00
Cow - 2 & over with calf - 7 mos. or younger.	\$11.00	\$9.00	\$7.00	\$5.00

CLASSES - Breeding classes will include both polled and dehorned

Class 10 – Angus	Class 11 – Charolais	Class 12 – Gelbvieh
Class 13 – Hereford	Class 14 – Limousin	Class 15 – Maine – Anjou
Class 16 – Red Angus	Class 17 - Shorthorn	Class 18 - Simmentals
Class 19 – Any Other Breed	Class 20 – Crossbreds	

Item #	Description of Class
1	Junior Heifer Calf (purebred or crossbreds)
2	Senior Heifer Calf (purebred or crossbreds)
3	Summer Yearling Heifer (purebred or crossbreds)
4	Junior Yearling Heifer (purebred or crossbreds)
5	Senior Yearling Heifer (purebred or crossbreds)
6	Cow 2+ over with calf – 7 mos. Or younger (purebred or crossbreds)
7	Jr. Bull Calf (purebred or crossbreds)
8	Sr. Bull Calf (purebred or crossbreds)

CHAMPION BEEF FEMALE - All Breeds - Ribbon & Trophy

RES. CHAMPION BEEF FEMALE - All Breeds - Ribbon & Trophy

Champion - Ribbon - Each Breed

CLASS 25 - BEEF SHOWMANSHIP - Must enter on your fair online entry.

1. Grades 3-5
2. Grades 6-8
3. Grades 9-10
4. Grades 11+

Premiums: 1st - \$3.00; 2nd - \$2.50; 3rd - \$2.00; 4th - \$1.50

Educational Display: See Dept. 10, Class 3

CLASS 300- Carcass Ultrasound Show- See Rules Above

1. Animal one
2. Animal two

CLUB HERD: 4 animals shown by 2 or more exhibitors from the same club. *Sponsored by Otter Creek Farm.*

MR. AND MRS. DAN THIEDING & FAMILY TRAVELING TROPHY

Dan Thieding and family, Rock Springs, will present a traveling trophy to the best showman in beef of the Junior Fair. An exhibitor must win the trophy three (3) times to become the permanent owner. (Not consecutive years.) Trophy should be returned to the fair office the following year.

DEPARTMENT 3 - SWINE

Weigh in: Wednesday @ 9:00 – 11:00AM

Judging: Thursday @ 8:00 AM; WCCU Livestock Pavilion

Superintendent – Sydney Bailey; info@saukcountyfair.com

REQUIREMENTS

MARKET SHOW - MARKET CLASS

- **NEW!** For Swine Identification-All hogs will be identified by completing the Swine Identification sheet with ear notches, an ear tag, distinctive color patterns and the sex.
- ****Exhibitors may be identified by a Wisconsin State Fair Tag, used to identify their animal/per the rules of WI. State Fair**
- **** OR Exhibitors should contact the superintendent or fair office to get Sauk County Fair Ear tags for their animals. Identification sheets must be uploaded into the registration entry system by Close of Registration***
- A required market ID form must be completed for each animal– check fair website or watch your club newsletters for more details. All hogs must be identified by ear notch and ear tag. The ear notching should have been done shortly after the

animal was born. Vo-Ag and/or leaders are not responsible for ear notching your animal. Each youth is allowed to identify six market hogs.

- Swine from within Wisconsin need a Wisconsin intrastate certificate of veterinary inspection (CVI or health certificate): Stating that the entire herd of origin was inspected on the farm within 30 days before the show and showed no signs of disease.
 - Swine from outside of Wisconsin, see DATCP rules in back of fair book.
 - ****New** All swine must have a PRRS (Porcine Reproductive and Respiratory Syndrome) and SECD (Swine Enteric Coronavirus Disease) test of the herd of origin within 90 days of the exhibition.**
 - Animal must be born after January 1 of the exhibit year.
 - To be eligible for the Live Market Animal Sale swine must be a minimum of 235lbs and no more than 285lbs maximum. Your hog may weigh over 285 lbs; however, it will only sell at that maximum 285lbs.
-
- **NOTE: Animals weighing over the maximum weight (285lbs for swine) will still be eligible for the sale but the buyer of the animal will only pay up to maximum weight.**

If you are entering 2 barrows or gilts - please list twice on your online entry form

CLASS 1 – MARKET CLASS Danish Judging

1. Berkshire
2. Chester White
3. Crossbred
4. Duroc
5. Hampshire
6. Hereford
7. Landrace
8. Poland China
9. Spotted
10. Tamworth
11. Yorkshire
12. Any other breed

****All purebreds must have registration papers, if not they will be marked as a crossbred.**

***Each youth is allowed to show two market hogs (barrows, gilts, or one of each.)**

***Classes will be split up by breed and weight. Barrows and gilts will be shown together. Only one animal will be allowed to sell.**

***If there are less than five hogs per breed they will be put into an Any Other Breed Class.**

Overall Grand Champion Market Hog

Reserve Grand Champion Market Hog

****Championship drive will consist of each breed champion.**

Premiums: 1st - \$6.00; 2nd - \$5.00; 3rd - \$4.00; 4th - \$3.00

CLASS 2 - SWINE SHOWMANSHIP

1. Showmanship- 1st year Swine Showman regardless of age (if you enter this class, you may not enter any other Swine Showmanship Class)
2. Showmanship Grades 3-5
3. Showmanship Grades 6-8
4. Showmanship Grades 9-10
5. Showmanship Grades 11+

Premiums for Showmanship: 1st - \$3.00; 2nd - \$2.50; 3rd - \$2.00; 4th - \$1.50

CLASS 300 - Carcass Ultrasound Show- See Rules Above

1. Animal one
2. Animal two

CLUB AWARD FOR CLEAN PEN AND PROMOTION

Sponsored by Sauk County Pork Producers and judged by the Pork Producers

Premiums: 1st place - \$20; 2nd place - \$15; 3rd place - \$10 Educational Display - See Dept. 10, Class 3

DEPARTMENT 4 – SHEEP

Weigh in – Wednesday @ 8:00 AM –9:00 AM

Judging: Wednesday @ 5:00 PM - WCCU Livestock Pavilion

Superintendents: - Lesa Knuth & Paula Brandt & Katie Meyer ; info@saukcountyfair.com

REGULATIONS

-
- Superintendent will check in papers from 2:00-3:00PM. Papers not presented during this time will be shown in the commercial class
 - Registration papers are needed for all purebred breeding stock. ALL other ewes and rams without papers, will be shown in the commercial class
 - Only 4-H and FFA members or other approved Youth Group members may be in the ring at judging time.
 - All breeding sheep must be owned by MAY 17th of the exhibit year. (Sheep being exhibited at State Fair must be owned by June 1 (per State Fair rules)
 - A veterinarian will be checking animals every day and will determine if an animal may stay or has to be removed.
 - All sheep must have scrapie tags in order to exhibit, including market lambs.

AGE CLASSIFICATION: Base dates below apply to all breeds:

Market Lamb – is one born after January 1 of the exhibit year.

Spring Lamb – Born on or after Feb. 16th of the exhibit year

Winter Lamb – Born January 1 through February 15 of the exhibit year

Fall Lamb – Born September 1st through December 31st of the year proceeding exhibit year

MARKET CLASS:

- Each youth is allowed to exhibit 3 animals but may only sell one
- Feeder Lambs: Under 100#
- Animals are limited to one weigh-in per animal
- No blankets or sweaters may be worn at weigh-in

- See Live Market Animal Sale section for all further rules

BREEDING SHEEP

- Classes 1-12 are registered ewes and rams.
- Class 13 is for crossbred or non-registered ewes and rams

Premiums: 1st - \$5.00; 2nd - \$4.00; 3rd - \$3.00; 4th - \$2.00

Note: Classes 1 through 8 are for registered ewes and rams; Class 9 is for crossbred or non-registered ewes and rams

Class 1 – Southdowns	Class 2 – Hampshires	Class 3 - Cheviot
Class 4 – Suffolk	Class 5 –Dorsets	Class 6 - Dorper
Class 7 – Other Wool Breed	Class 8 –Other Meat Breed	Class 9 -Commercial

Item #	Description of Class
1	Spring Ram Lamb
2	Winter Ram Lamb
3	Fall Ram Lamb
4	Yearling Ram
5	Spring Ewe Lamb
6	Winter Ewe Lamb
7	Fall Ewe Lamb
8	Yearling Ewe
9	Mature Ewe
10	Pair of Lambs
11	Flock

PAIR OF LAMBS - consists of 1 Ram Lamb (Spring or Fall) and 1 Ewe Lamb (Spring or Fall) owned by an offspring of exhibitor's stock.

FLOCK - consists of Ram (yearling or ram lamb), Ewe-lamb, Yearling, Ewe, all owned by exhibitor.

CLASS 14 - MARKET CLASS (If entering more than one market Lamb - Please list it that many times on your online entry form)

1. Market Lamb (incl. ewe lambs). Each youth is allowed to exhibit **3 animals** but only one can sell
2. Feeder lambs (under 100 lbs.)

Grand Champion - Ribbon; Reserve Grand Champion - Ribbon

CLASS 15 - SHEEP SHOWMANSHIP

1. 1st Year Showmanship Class: (You must enter this class on your online fair entry form.)
If you enter this class, you may not enter any other showmanship class.
2. Junior Showmanship: Open to all members in Grades 3-5 as of current exhibit year.
3. Intermediate Showmanship: Open to members in Grades 6-8 of current exhibit year.
4. Senior Showmanship: Open to all members in Grades 9+ as of current exhibit year.

Premiums: 1st - \$3.00; 2nd - \$2.50; 3rd - \$2.00; 4th - \$1.50

CLASS 300- Carcass Ultrasound Show- See Rules Above

1. Animal one
2. Animal two
3. Animal three
4. Animal four

CLEAN PEN AWARD-There will be a Clean Pen Award for an individual doing the best job of keeping their pen clean.

Educational display: See Dept. 10, Class 3

DEPARTMENT 5 - GOATS

Tag Day for Market goats – Saturday, May 4th, 9am

Fair Weigh in-Wednesday, 7:00 AM- 8:00 AM

Judging 5pm Fair Thursday, WCCU Livestock Pavilion

Superintendent: David Cook & Sarah Cook-info@saukcountyfair.com

REQUIREMENTS (See Livestock Health Rules)

- Any goat entered in Dept. 5 is **NOT** eligible to be entered in Dept. 11 and visa versa.
- Exhibitors must be actively involved in the care/training of the goat(s) they are showing.
- Participation in project meetings and workshops is highly encouraged.
- Goats need official ID may be Scrapies Tag, USDA 840 button, or breed association tattoo (with paperwork, as long as it is unique to that animal).
- Goats exposed to Scrapies will not be allowed to exhibit.
- Horns are only allowed according to breed standards, meat goats can have horns, dairy goats cannot.
- In order to show in the wether class, goat must be banded or surgically wethered (no crimping). Must visually be a wether.
- All milking goats will be milked, with the assistance of the exhibitor, in a designated area.
- Animals excessively jumping/climbing or escaping a pen will be required to be tied for duration of Fair.
- 10 goat entry limit per exhibitor - only one goat per lot with grand total of goats by exhibitor limited to 10.
- Only 4-H and FFA members or other approved Youth Group, or family members may be in the ring at judging time.
- All Exhibitors need to check in with the superintendent daily, when animals are at the fair.
- EXHIBITORS Need to set up pens on Sunday, June 30th, at 1 pm at the goat area.
- **DECORATIONS** Exhibitors are encouraged to decorate using the fair theme of the year.

GROUP MEETINGS: Sunday, April 7th, 4pm, Fairgrounds; Mandatory market tagging-Saturday, May 4th, 9am, Fairgrounds.

Sunday, June 30, 2024, 1 pm, Pen set up & Pre-Fair Meeting

CLASS 1 – SHOWMANSHIP (Required for all exhibitors)

1. Senior Showmanship – Grade 9+ - Plaque
2. Intermediate Showmanship – Grades 6-8 – Plaque

3. Junior Showmanship – Grades 3-5 – Plaque
Showmanship Premiums: 1st - \$3.00 2nd - \$2.50 3rd - \$2.00 4th - \$1.50

**** Supreme Showman – Traveling Trophy**

CLASS 2 – MARKET GOATS

- Each Market Lot below may only have one animal entered and shown in that lot. A youth may **show** up to four market animals - 1 dairy wether, 1 dairy buck, 1 meat wether, 1 meat buck; but no more than the one in each lot. Rules for the Live Market Animal Sale, see that section (only one for market goat per exhibitor for the sale, unless Grand Champion and Reserve Grand Champion)

NOTE: Animals weighing over the maximum weight, will still be eligible for the sale but the buyer of the animal will only pay up to maximum weight.

*** dairy or meat buck weighting over 83 ½ lbs. will be disqualified and not eligible for show and may be sent home. ***

- See Live Market Animal Sale section for all further rules.

MARKET GOATS

*Market Goats will be weighed on entry day

*Market Buck Meat Goat- is one born after January 1 of the exhibit year.

*Dairy Wether Goat – is one born after Aug 1 of the previous exhibit year.

*Market Goats may be shown in market or breed class, not both.

4. Dairy Wether (& crossbred dairy to dairy)- Minimum weight of 35 lbs., maximum weight of 120 lbs.
Dairy Wether goat is one born after Aug 1 of the previous exhibit year.
5. Dairy Buck (& crossbred dairy to dairy) -Minimum weight of 30 lbs., a maximum weight of 75 lbs.
*** dairy buck weighting over 83 ½ lbs. will be disqualified and not eligible for show and may be sent home***
6. Meat Wether (& crossbred meat to meat) - Minimum weight of 35 lbs., maximum weight of 120 lbs.
This goat must be born after January 1 of the exhibit year
7. Meat Buck (& crossbred meat to meat) - Minimum weight of 30 lbs., maximum weight of 75 lbs.
*** meat buck weighting over 83 ½ lbs. will be disqualified and not eligible for show and may be sent home ***
This goat must be born after January 1 of the exhibit year.
8. Meat Doe (& crossbred meat to meat) - Minimum weight of 35 lbs., maximum weight of 120 lbs.
This goat must be born after January 1 of the exhibit year.

Awards:

Champion Market Goat

Reserve Champion Market Goat

CLASS 3 – FIBER GOATS (Registered, Percentage & Grade Show Together)

8. Junior Buck Kid – born April 1 of exhibit year or later
9. Senior Buck Kid – born January 1-March 31 of exhibit year
10. Junior Doe Kid – born April 1 of exhibit year or later
11. Senior Doe Kid – born January 1-March 31 of exhibit year
12. Junior Yearling Doe – born August 1-December 31 of previous year
13. Yearling Doe – 12 to 24 months old
14. Two-Year-Old Doe – 24-36 months old
15. Three-Year-Old Doe – 36-48 months old
16. Mature Doe – 48+ months old
17. Cross Fiber

Grand Champion Fiber Goat

Reserve Grand Champion Fiber Goat

CLASS 4 – MEAT GOATS (Registered, Percentage & Grade Show Together)

17. Junior Buck Kid – born April 1 of exhibit year or later
18. Senior Buck Kid – born January 1-March 31 of exhibit year
19. Junior Doe Kid – born April 1 of exhibit year or later
20. Senior Doe Kid – born January 1-March 31 of exhibit year
21. Junior Yearling Doe – born August 1-December 31 of previous year
22. Yearling Doe – 12 to 24 months old
23. Two Year Old Doe – 24-36 months old
24. Three Year Old Doe – 36-48 months old
25. Mature Doe – 48 + months

Grand Champion Meat Goat And Reserve Grand Champion Meat Goat

DAIRY GOATS (Registered, Percentage & Grade May Show Together.) Breed show classes 1-12 are for goats showing characteristics of that breed they are entered in. If they do not show specific characteristics or have multiple undefined characteristics- enter under Class 13.

Dairy Goat Breed Show

Class 5- Alpine

Class 6- Lamancha

Class 7- Nigerian Dwarf

Class 8- Nubian

Class 9-Oberhasli

Class 10-Saanen

Class 11-Sable

Class 12-Toggenburg

Class 13-Grade (Strictly Crossbred, mixed not exhibiting any specific breed characteristics, not eligible (for champion or grand champion.)

Item #	Description of Class
1	Junior Buck Kid – born April 1 or later of exhibit year
2	Senior Buck Kid – born January 1-March 31 of exhibit year
3	Junior Doe Kid – born April 1 or later of exhibit year
4	Senior Doe Kid – born January 1-March 31 of exhibit year
5	Junior Yearling Doe – born August 1-December 31 of previous year
6	Dry Yearling Doe 12-24 months old
7	Milking Yearling Doe 12-24 months old

8	Milking Two Year Doe – 24-36 month old
9	Milking Three Year Doe – 36-48 months old
10	Milking Does – 48+ months old
11	Dry Doe – any age

Premiums: 1st-\$5.00 2nd-\$4.00 3rd-\$3.00 4th-\$2.00

CLASS 300- Carcass Ultrasound Show- See Rules Above

1. Animal one

2. Animal two

Awards:

Grand Champion Dairy Goat

Reserve Grand Champion Dairy Goat

DEPARTMENT 6 – HORSE & PONY PROJECT

Judging: Thursday Jumping and Dressage Event 9:00 AM

Friday Speed/Gymkhana Event 9:00 AM

Saturday Pleasure Events @ 9:00 AM

Superintendent: Heather Marlette and Tessa Walvort

Parents/guardians are encouraged to spend time at the fair with their child(ren) and horse.

No children should be left unsupervised in the barns.

No horses should be left all day at the fair without someone checking on them.

Open to Who May Exhibit Section in the Sauk Co Junior Fair Book. Youth who have met the requirements and followed the rules of the Sauk County 4-H Horse and Pony Project and have been approved by the project superintendent.

Horse and Horseless Horse project members may also enter educational exhibits under Dept.10 Class 4. Please wrap posters and pictures in clear plastic wrap. Clothes Horse entries should be entered under Dept. 26 –Clothing and will be judged at the pre-fair judging day. (see judging schedule) Educational Exhibits

All animals must follow the animal health regulations located under animal health regulations for fairs and shows in Wisconsin (back of this book)

Horse Project Rules

Horse Project members must abide by these rules in order to show at the Sauk County Junior Fair horse events or any other Horse Project events.

➤ Each member must attend a minimum of 3 Sauk County 4-H Horse and Pony Project monthly meetings, and a minimum of 3 Sauk County 4-H Horse and Pony Project clinics.

➤ Each member must complete a safety requirement evaluation which must be signed. Please refer to the safety evaluation form for more details.

➤ Any NSF checks or stop payment checks will result in the family being restricted from any activity until the check(s) and all incurred expenses have been settled. Any fees incurred will be the responsibility of the family.

➤ Each member must turn in a minimum total of \$60.00 sponsorship(s) by the May meeting. If there are two family members in the horse project, each member must have \$60.00 in sponsorship(s). There is a sponsorship letter in the handbook that can be used to help get sponsorships.

➤ Each member and horseless buddy who is using a horse for any Sauk County 4-H event or state event must turn in a horse identification form by the May meeting for Each project horse.

- **Attached to this form must be:**

- A copy of a negative Coggins test within the previous 12 months. (Dated after Sept. 30 of the previous year)

- A copy of the vaccination record that shows the animals have received eastern encephalitis, western encephalitis, tetanus, flu, rhino, and rabies. Make sure you check with your vet to see what is included in your shots. This may be a written statement from the vet, a copy of the original receipt and original shot boxes, or a copy of your vet bill.

General Fair Rules

Any infractions are subject to disciplinary action by the executive committee, which consists of all animal project superintendents, UW Extension representatives, and fair board representatives.

➤ Please refer to animal rules and regulations for information especially check-in procedures/times, check-out procedures, and other important information.

➤ Exhibitors are responsible for keeping their stall and barn area clean at all times. The stall must be stripped and cleaned before leaving the fairgrounds. Tear-down details/time will be posted at the fair.

➤ Exhibitors should be supervised by a parent/guardian or leader, but are EXPECTED to do the work themselves.

➤ Stalls must be cleaned by 8:30 AM.

➤ Stall should be continuously kept clean of all droppings throughout the day.

➤ Horses should be fed and watered by 8:30 AM and 7:00 PM.

- Horses should be given hay at least twice a day.
- Horses must have water buckets in their stalls and filled at all times.
- Horses should be clean and free from saddle marks.
- Saddled/harnessed horses must be tied when they are in the stall.
- No tying horses in the aisleway
- The aisleway must be kept clean.
- Horses should be taken out of their stalls and exercised at least twice a day.
- No roughhousing or dangerous play around the horse barns.
- Smile! Be friendly to people that come to the barns to see the horses!
- Proper riding boots must be worn when mounted. They are encouraged when leading or working around horses. NO thongs, flip flops, or sandals are allowed. (This includes parents and adults)
- Riding helmets that are SEI approved must be worn when mounted and/or driving at any 4-H sponsored event in the State of Wisconsin. This means that in any 4-H clinic, in any 4-H sponsored open show youth classes from 3rd Grade to the 1st year of college, and at the fair, a helmet must be worn and properly fastened. Proper fit of helmets is essential for safety.
- A proper bridle must be used when riding. No riding with a halter and lead rope.
- Horses must be led with a lead rope. No leading by just the halter.
- Horses and horseless members may participate in all eligible events.
- Be courteous to your fellow members and participants.
- An exhibitor may show 2 horses.
- No stallions over 1 year of age can be exhibited.
- Arena reserved Wednesday, Thursday, and Friday for specialty disciplines. (See posted schedule in barn for discipline type) No carts should be in, the arena when horses are being ridden.
- Exercising only in designated areas.
- No exercising of horses will be allowed after 8:30 PM and before 6:00 AM
- Horses must be led to and from the riding and practice arena.
- Professional grooms or trainers are not allowed to work with horses on the show grounds.
- Any non-therapeutic substance used as a stimulant, depressant, tranquilizer or sedative for the purpose of altering a horse or pony's show ring performance is prohibited. Failure to comply will result in disqualification.
- Any horse or pony seen kicking will have a red ribbon placed on the tail.
- A saddle (mounted) and bridle (mounted/cart) are required when riding or driving a horse.
- No lights, battery, or plug-in, may be used in the barn.

Barn Awards

There are barn awards given in the horse barns. The criteria for the awards are based on safety, cleanliness of horses, stalls, tack areas, decorations, and sportsmanship.

Fair Horse Show

Classes may not be run in the numerical lot number order that you sign up for them in the fair book. A showbill will be handed out and posted during the fair to show the order of classes.

Schedule of Show

Thursday: Jumping and Dressage Event 9 AM

Friday: Speed/Gymkhana Event 9 AM

Saturday: Pleasure Show (Halter, Showmanship, Equitation, Pleasure, Driving, Trail) Event 9 AM

Sunday: Fun Show 10 AM

State Expo Entries due 3 PM

Cleanout and Decoration removal 4 PM

Stall Tear Down 4:30 PM

Show Rules

Classes may be canceled at the superintendent's discretion based on the number of entries. Note all qualifying classes will be run.

- No one is allowed to coach from the rail during the show.
- You must let the Horse Project Superintendent know if you have a conflict with the horse show and showing another project.
- All ponies will be measured by an advisory board member prior to Saturday of the fair. Ponies 56" and under and miniature horses must show in the pony class. Any horse measuring 56" and under must show in the pony class.
- Please include your horse's name on the entry sheet by the lot number.

Class Entry Rules

- Each horse may be shown in only ONE Halter Class.

- Each exhibitor may show in only ONE Showmanship Class
- Each exhibitor may show in only ONE Trail in Hand Class
- Each exhibitor may show in only ONE Mounted Trail or Driving Cones Class

Premiums will be paid to Showmanship, Trail and Driving Cones Classes.

- Each rider and horse combination may enter MORE THAN ONE

~Pleasure Riding ~ Pleasure Driving

~ Equitation, Driving ~ Reinsmanship

~ Dressage ~ Jumping

~ Speed Classes

- This means that one rider and horse may enter Western Pleasure, Huntseat Pleasure, Saddleseat Pleasure, Pleasure Driving, Stock Seat Equitation, Hunt Seat Equitation, Saddleseat Pleasure and Driving Reinsmanship.
- No premiums will be paid for Halter, Pleasure Riding, Pleasure Driving, Equitation, Driving Reinsmanship, Trail in Hand, Dressage, and Speed Classes.

Show Attire

Proper attire is required for showing at the fair. Minimum is a hat or helmet, long sleeved shirt, clean and pressed jeans that should cover boot heel, boots and a belt. Hair should be pulled back. An SEI approved helmet must be worn for all mounted and driving classes.

All tack should be clean and blankets washed. Please refer to the Class Guidelines in WI State 4-H Horse Handbook for tack guidelines.

Class Descriptions

The WI 4-H Horse Association Equestrian Guidelines will apply to the classes in this show. They can be found at:

<http://4h.uwex.edu/onlinepro/HorseHandbook.cfm>

Halter- A class where horses are shown "in hand," meaning that they are led, not ridden, and are judged on their conformation and suitability as breeding stock.

Showmanship- A Showmanship class will be judged on the exhibitor's ability to fit and show the horse at halter, the horse is merely a prop to show the ability and preparation of the exhibitor.

Equitation/Horsemanship- Equitation is the skill of the rider, using the correct form and aids (hands, legs, seat, weight, and voice) to produce the maximum performance of the horse. This includes stock seat (western), hunt seat (english), saddle seat, and reinsmanship (driving).

Pleasure- The emphasis in judging is on the horse. Class is to be judged on the horse's manners, performance and suitability of the horse as a pleasure mount. This includes western, hunter under saddle (english), saddle seat, and pleasure driving.

Trail- A class where horses and riders navigate a series of obstacles that are designed to resemble situations a horse and rider might actually encounter when on a trail in a natural habitat. Contestants ride the course one at a time.

- If a rider does not complete an obstacle, they will get a 0 for that element.
- Trail In Hand-** A class where horses and exhibitors navigate a series of obstacles that are designed to resemble situations a horse and exhibitor might actually encounter when on a trail in a natural habitat. Contestants complete the course one at a time.
- If a rider does not complete an obstacle, they will get a 0 for that element.
- Hunter-** The Dressage classes consist of an exact sequence of movements ridden in an enclosed arena.
- Jumping tests,** the technical jumping skills of the horse and rider, including suppleness, obedience, fitness and athleticism.
- **Jumping –** Type of class will be based off of number of riders entered in the event.
 - Option 1: Will run as an equitation over fences class with 2 jumps
 - Option 2: Will have 6-8 jumps. Ride as a jumper style class. Points are assigned to each jump and the goal is to get the most points. Time starts when rider takes their first jump. No jump may be ridden twice in a row. Knocking down a jump results in zero points on that jump and the jump is no longer available for your remaining time.
 - Option 3: exhibitor and superintendent choice (to be discussed among exhibitors and superintendent)

• Entries in the jumping classes must be pre-approved every year.

A riders - Fences will be 2' to 2'5" - must be pre-approved at fair with a two jump test

B riders - Fences will be under 2' - must be pre-approved at fair with a two jump test

• Please refer to the WI 4-H Horse Association Hunt and Dressage Show Guidelines for these classes. Website link: <https://4h.extension.wisc.edu/opportunities/projects/large-animals/horse-project/wisconsin-4-h-horse-association/>

Speed- Events consisting of speed pattern racing and timed events.

• Please refer to the WI 4-H Horse Association Gymkhana Show Guidelines for these classes. Website link: <https://4h.extension.wisc.edu/opportunities/projects/large-animals/horse-project/wisconsin-4-h-horse-association/>

• Safety is of utmost importance.

• All classes will be run with a closed gate.

• Horses MAY NOT run outside of designated show or practice areas. Failure to comply may result in disqualification and/or removal from show.

• These are timed events, and the goal is to complete the course in the fastest time.

Games/Fun Show- A group of classes that are just for fun. The class list depends on the youth board and varies.

Other Classes

- In a ranch class the horse is judged on its ability to work at a forward, working speed while performing required and optional maneuvers. The ranch riding horse should simulate a horse riding outside the confines of an arena and reflect the versatility, attitude and movement of a working horse.

Please refer to the AQHA website for rules and guidelines. Website link: <https://www.aqha.com/>

- Disciplined Rail is an advanced pleasure class which tests the skills of both horse and rider, as they execute specific gaits, transitions and movements as requested by the judge. In this class, competitors are asked to do things other than just go around the rail- you may be asked to side pass, hand gallop, pivot, back up, roll back, lead change, extend trot, counter canter (lope) etc.- The class is judged on performance and manners.

- Western Riding is judged on Western Riding is a pattern class that should be ridden in a relaxed, controlled, fluid moving pattern. The horse and rider should work as a team with light cues from the rider and a willing response from the horse.

Please refer to the WI 4-H Horse Association Equestrian Guidelines for this class. Website link: <http://horse.wi4h.org>

- Western Dressage is judged on Dressage fundamentals and showcase applications for the Working Western Horse. Please refer to Western Dressage Association of America for rules, guidelines, and tests.

Website: <https://www.westerndressageassociation.org/western-dressage-rules-guidelines>

CLASS 1 - HALTER NO PREMIUMS (Regular Judging Ribbons 1st - 6th) (one class per horse)

1. Horse, 2 yrs. of age & under as of 1/1, any type
2. Pony, any type, any age, 56" & under
3. English Horse, any age
4. Western Horse, any age
5. Draft Type Halter, any age
6. Ranch Confirmation
7. Champion Halter (open to 1st & 2nd place winners for classes 1-6)

CLASS 2- SHOWMANSHIP (Danish Judging, both ribbons & premiums) (one class per exhibitor)

Premiums: 1st - \$8.00 2nd - \$7.00 3rd - \$6.00 4th - \$5.00

8. Western Pony Showmanship, All Grades
9. Western Showmanship, Grade 3-5
10. Western Showmanship, Grade 6-8
11. Western Showmanship, Grade 9-13
12. Horseless Horse Showmanship, All Grades
13. Draft Type Showmanship, All Grades
14. English Pony Showmanship, All Grades
15. English Showmanship, Grade 3-5
16. English Showmanship, Grade 6-8
17. English Showmanship, Grade 9-13
18. Champion Showmanship (Blue ribbon winners only)

CLASS 3 – HORSEMANSHIP/EQUITATION (Danish Judging - Ribbons Only - No Premiums) (no limit)

19. Ranch Riding
20. Western Riding
21. Walk/Trot Western Equitation, Grade 3-5
22. Walk/Trot Western Equitation, Grade 6-8
23. Walk/Trot Western Equitation, Grade 9-13
24. Pony Stock Seat Equitation, All Grades
25. Stock Seat Equitation, Grade 3-5
26. Stock Seat Equitation, Grade 6-8
27. Stock Seat Equitation, Grade 9-13
28. Champion Stock Seat Equitation (Blue ribbon winners only)
29. Western Discipline Rail, All Grades
30. Horseless Horse Walk-Trot Equitation, All Grades
31. Walk/Trot English Equitation, Grade 3-5
32. Walk/Trot English Equitation, Grade 6-8
33. Walk/Trot English Equitation, Grade 9-13
34. Pony English Equitation, All Grades
35. English Equitation, Grade 3-5
36. English Equitation, Grade 6-8
37. English Equitation, Grade 9-13
38. Champion English Equitation (Blue ribbon winners only)
39. English Discipline Rail
40. Horse Driving Reinsmanship, All Grades
41. Pony Driving Reinsmanship, All Grades
42. Draft Type Driving Reinsmanship, All Grade

CLASS 4 - PLEASURE RIDING (Danish Judging - Ribbons Only No Premiums) (no limit)

43. Walk/Trot Western Pleasure, Grade 3-5
44. Walk/Trot Western Pleasure, Grade 6-8
45. Walk/Trot Western Pleasure, Grade 9-13
46. Pony Western Pleasure, All Grades
47. Western Pleasure, Grade 3-5
48. Western Pleasure, Grade 6-8
49. Western Pleasure, Grade 9-13
50. Champion Western Pleasure (Blue ribbon winners only)
51. Ranch Pleasure, All Grades
52. Horseless Horse Walk Trot Pleasure, All Grades
53. Walk/Trot English Pleasure, Grade 3-5
54. Walk/Trot English Pleasure, Grade 6-8
55. Walk/Trot English Pleasure, Grade 9-13
56. Pony English Pleasure, All Grades
57. English Pleasure, Grade 3-5
58. English Pleasure, Grade 6-8
59. English Pleasure Grade 9-13
60. Champion English Pleasure (Blue ribbon winners only)
61. Horse Pleasure Driving, All Grades
62. Pony Pleasure Driving, All Grades
63. Draft Type Driving, All Grades

CLASS 5 - TRAIL CLASS (Regular Judging, both ribbons & premiums) (one class per exhibitor)

Premiums 1st - \$8.00; 2nd - \$7.00; 3rd - \$6.00; 4th - \$5.00

64. Walk Trot Trail Class, All Grades
65. Trail Class, Grade 3-5
66. Trail Class, Grade 6-8
67. Trail Class, Grade 9-13
68. Cones - Driving Pony over 38", member any grade
69. Cones - Driving Pony 38" & under, member any grade
70. Cones - Driving Draft or Light Horse, member any grade

CLASS 6 - TRAIL IN HAND (Regular Judging 1st-6th – Ribbons Only- No Premiums) (one class per exhibitor)

71. Trail In Hand Class, members in Grade 3-5
72. Trail in Hand Class, members in Grade 6-8
73. Trail In Hand Class, members in Grade 9-13

CLASS 7 - HUNTER CLASS (Ribbons only, no premiums.) (no limit)

74. English Dressage, Introductory Test A
75. English Dressage, Training Level Test 1
76. Western Dressage, Intro Level Test 1
77. Western Dressage, Basic Level Test 1
78. Jumping Level A –fences 2' to 2' 5" (must be pre-approved every year)
79. Jumping Level B – fences under 2' (must be pre-approved every year)

CLASS 8—SPEED/GYMKHANA CLASS (Time Judging) (Ribbons only, no premium.) (no limit)

80. Pole Bending, Grade 3-5
81. Pole Bending, Grade 6-8
82. Pole Bending, Grade 9-13
83. Cloverleaf Barrels, Grade 3-5
84. Cloverleaf Barrels, Grade 6-8
85. Cloverleaf Barrels, Grade 9-13
86. Flag Race, Grade 3-5
87. Flag Race, Grade 6-8
88. Flag Race, 9-13
89. Plug Race, Grade 3-5
90. Plug Race, Grade 6-8
91. Plug Race, Grade 9-13
92. LT Special, Grade 3-5
93. LT Special, Grade 6-8
94. LT Special, Grade 9-13
95. Key Race, Grade 3-5
96. Key Race, Grade 6-8
97. Key Race, Grade 9-13

DEPARTMENT 7 – POULTRY

Judging - Thursday @ 11:00 AM

Superintendents – Missy McPherson & Delvin Craker info@saukcountyfair.com

REQUIREMENTS

- See Animal Health Regulations for Fairs and Shows in Wisconsin: for Current Season (found on www.datcp.wi.gov)
- Cage show. **Entry fee/waste removal** –\$ 1.00 per bird, not per cage.
- Exhibitors must furnish their own feed and care for their own poultry on a daily basis. *Feed and water cups are provided.
- Each exhibitor is limited to one entry under each exhibitor number, except when entry states 2 birds. Exhibitors are limited to 15 animal.
- All birds exhibited must have been hatched or in possession of exhibitor before May 15 of current exhibit year.
- Must have earned Poultry Project points (total of 2) in current exhibit year.
- Birds must be a minimum of 4 months old at show date.

Terms used are defined as follows:

Young Male - male bird hatched after January 1 of exhibit year.

Young Female - female bird hatched after January 1 of exhibit year.

Old Male - male bird hatched before January 1 of exhibit year.

Old Female - female bird hatched before January 1 of exhibit year.

Premiums 1st-\$2.00; 2nd-\$1.75; 3rd-\$1.50; 4th - \$1.25

STANDARD CHICKENS	young male	young female	old male	old female
CLASS 1-AMERICAN CLASS				
Any Plymouth Rock	1	2	3	4
Any Wyandotte	5	6	7	8
Any Rhode Island	9	10	11	12
New Hampshire	13	14	15	16
Any Other Amer.Breed	17	18	19	20
CLASS 2 – MEDITERRANEAN CLASS				
Any Leghorn	21	22	23	24
Any Minorca	25	26	27	28
Any Other Mediterranean Breed	29	30	31	32
CLASS 3 - ASIATIC CLASS				
Any Cochin	33	34	35	36
Any Brahma	37	38	39	40
Any Langshan	41	42	43	44
CLASS 4-ENGLISH CLASS				
Any Orpington	45	46	47	48
Any Australorp	49	50	51	52
Any Other Eng. Breed	53	54	55	56
CLASS 5-CONTINENTAL CLASS				
Any Polish	57	58	59	60
Any Hamburg	61	62	63	64
Any Favorelle	65	66	67	68
Welssummer	69	70	71	72
Any Other Continental Breed	73	74	75	76
CLASS 6 - MISCELLANEOUS CLASS				
Any Game	77	78	79	80
Any Araucana/Ameraucana	81	82	83	84
Any Other Std Breed	85	86	87	88
CLASS 7 – ANY OTHER NON APA BREEDS				
Any other breed not recognized by APA	89	90	91	92
CLASS 8 – PRODUCTION BREEDS				
Any Easter Egger	93	94	95	96
Any Crossbred – egg type	97	98	99	100
Any Crossbred – meat type	101	102	103	104
Champion Large Fowl and Reserve Champion Large				
FOWL BANTAM CHICKENS				
CLASS 9 - FEATHER LEG BANTAM				
Any Cochin	105	106	107	108
Any Silkie	109	110	111	112
Any Brahma	113	114	115	116
Any Other Feather Leg	117	118	119	120
CLASS 10 - GAME BANTAMS				
Any Modern	121	122	123	124
Any Old English	125	126	127	128

CLASS 11 - SINGLE COMB, CLEAN LEG (Non Game)

Any Japanese	129	130	131	132
Any Rock	133	134	135	136
Any Other Breed	137	138	139	140

CLASS 12 - ROSE COMB, CLEAN LEG BANTAM

Any Wyandotte	141	142	143	144
Any Seabright	145	146	147	148
Any Other Breed	149	150	151	152

CLASS 13 - ANY OTHER COMB CLEAN LEG BANTAM

Any Polish	153	154	155	156
Any Other Breed	157	158	159	160

CLASS 14 - CROSSBRED BANTAM

Any FeatherLeg X-bred	161	162	163	164
Any Clean Leg Xbred	165	166	167	168

Champion Bantam and Reserve Champion Bantam**CLASS 15 – DUCKS**

Any Bantam Breed (Call, East Indie, etc.)	169	170	171	172
Any Lightweight Breed (Runner, Magpie, Campbell, Welsh Harlequin, etc.)	173	174	175	176
Any Medium Breed (Buff, Swedish, Cayuga, etc.)	177	178	179	180
Any Heavy Breed (Pekin, Rouen, Muscovy, etc.)	181	182	183	184

CLASS 16 - GEESE

Any Lightweight Breed (Chinese, Roman, etc.)	185	186	187	188
Any Medium Breed (Pilgrim, Pomeranian, American Buff, etc.)	189	190	191	192
Any Heavy Breed (Embden, African, Toulouse, etc.)	193	194	195	196

Champion Waterfowl and Reserve Champion Waterfowl**CLASS 17 - TURKEYS**

Any Broadbreasted Breed	197	198	199	200
Any Other Breed	201	202	203	204

CLASS 18 - PIGEONS

Tumblers	205	206	207	208
Homers	209	210	211	212
Rollers				
Any Other Performing	217	218	219	220
Kings	221	222	223	224
Caraneaus	225	226	227	228
Any other Utility	229	230	231	232
Fantail	233	234	235	236
Owls	237	238	239	240
Frills	241	242	243	244
Any other Fancy	245	246	247	248

CLASS 19 - MISCELLANEOUS POULTRY

Gineau Fowl	249	250	251	252
Pheasants	253	254	255	256
Pea Fowl	257	258	259	260
Any Other Fowl (Specify Breed)	261	262	263	264

CLASS 20 - FUNKY FEATHERED FRIEND

This class is for any poultry that doesn't have what it takes to be a show bird....Must be healthy!

- 265. Chicken
- 266. Turkey
- 267. Duck
- 268. Goose

CLASS 21 - MARKET CLASS

- To be eligible for Live Market Animal Sale exhibitor must follow rules below and also all rules in Live Market Animal Sale section
- To be eligible for Live Market Animal Sale, you must participate in showmanship, at least one other class, earn 2 project points & work at least one shift at the poultry barn. Contact superintendent for complete information. See Live Market Animal Sale section for all further rules.

270. Heritage Meat (2 birds, same breed, age & sex, under 6 months of age)

271. Roasters (2 birds, same sex, 5 lbs. or over)

- 272. Broilers (2 birds, same sex, 2.5 – 4.5 lbs.)
- 273. Young Duck (Either sex, 5 lbs. or over)
- 274. Young Goose (Either sex, 7 lbs. or over)
- 275. Young Turkey (Either sex, over 15 weeks of age)

CLASS 22 - EGG CLASS (Best **one-half dozen** of Grade A) Ribbons Only

WHITE

- 275. Bantam
- 276. Regular
- 277. Jumbo

BROWN

- 278. Bantam
- 279. Regular
- 280. Jumbo

COLORED (naturally green, blue or pink)

- 281. Any Size

DUCK

- 282. Any Size

Champion Egg Display Award

CLASS 23 - POULTRY SHOWMANSHIP- Animal used will be exhibitors from show entries

. Bird for any exhibitor wishing to participate who doesn't have an animal entry can be supplied.

- 283. Junior Showmanship – Grades 3-5
- 284. Intermediate Showmanship – Grades 6-8
- 285. Senior Showmanship – Grades 9+

Champion Showman Awards

DEPARTMENT 8 - RABBITS

Judging: Thursday @ 9AM-Showmanship; Breed judging after the lunch break
Superintendent: TBD; info@saukcountyfair.com

Pen Rental – \$1.00 per animal/not per cage

- Exhibitors must furnish their own feed, feed and water bowls, and care for their own rabbits.

QUALIFIED ANIMALS:

Only purebred rabbits currently recognized by the ARBA may be exhibited at the Fair. Crossbred rabbits may not be exhibited in either the breed or meat classes. Youth showing rabbits or caviaes have the same requirements listed below.

HEALTH AND OTHER RULES:

- Youth are assigned cages for their rabbits and are expected to keep them in good condition throughout the entire fair. Rabbit cages should be cleaned by noon each day. Junior Fair rabbit exhibitors are responsible for keeping their exhibits in an appropriate fashion; a clean cage is important for the health and well-being of your rabbit.
- Each exhibitor is responsible for keeping water accessible at all times.
- Only 1 animal may be shown in each prize number.
- All rabbits must be presented to the judge by the Exhibitor or an approved substitute. Make arrangements with the rabbit superintendent prior to show if exhibitors cannot be present at show time.
- Exhibitors must attend 3 monthly project events and make a poster to be eligible to show at the fair.
- All Rabbit Exhibitors are required to sign up for a barn shift in the rabbit barn for one day of the fair. This should include an exhibitor, and one adult family member.
- The shift is usually 3 hours.
- Meat Animal Exhibitors must do an informational presentation at one of the Rabbit Project Meetings.

The presentation must be in the same calendar year that you want to participate in the Meat Sale. This presentation doesn't have to be fancy; it just needs to contain some good information about Meat Rabbits and be educational for the other members to listen to. It can be 5-10 minutes in time! If you have questions about the qualifications, please feel free to contact Rabbit Superintendent.

Terms used are defined as follows:

SIX -CLASS BREEDS

- Senior Buck - A male 8 months of age and over.
- Senior Doe - A female 8 months of age and over.
- 6/8 Buck - A male between 6 - 8 months of age.
- 6/8 Doe - A female between 6 - 8 months of age.
- Junior Buck - A male under 6 months of age.
- Junior Doe - A female under 6 months of age.

FOUR - CLASS BREEDS

- Senior Buck - A male 6 months of age and over.
- Senior Doe - A female 6 months of age and over.
- Junior Buck - A male under 6 months of age.
- Junior Doe - A female under 6 months of age.

Premiums - Blue - \$2.00, Red \$1.75, White \$1.50, Pink \$1.25

CLASS 1 - BREEDS

	Sr. Buck	Sr. Doe	6/8 Buck	6/8 Doe	Jr. Buck	Jr. Doe
Angora	1	2			3	4
Britannia Petite	5	6			7	8
Dutch	11	12			13	14
French Lop	15	16	17	18	19	20
Holland Lop	21	22			23	24
Jersey Wooley	25	26			27	28
Mini Lop	29	30			31	32

Netherland Dwarf	33	34		35	36	
Polish	37	38		39	40	
Mini Rex	41	42		43	44	
Silver Marten	45	46		49	50	
Lionhead	51	52		53	54	
Dwarf Hotot	55	56		57	58	
Harlequin	59	60		61	62	
Flemish Giant	63	64	65	66	67	68
Satin	69	70	71	72	73	74
New Zealand	75	76	77	78	79	80
Champagne D'Argent	81	82	83	84	85	86
All other 6-class	87	88	89	90	91	92
All other 4-class	93	94			95	96
Cavies	97	98			99	100
Mini Satin	101	102			103	104
Californian	105	106	107	108	109	110
Havana	111	112	113	114	115	116
Beveren	117	118	119	120	121	122
Velveteen Lop	123	124			125	126
Thrianta	127	128			129	130
Costume Class	131					

Best of Breed award for each breed containing more than 5 entries.

(See list displayed in Rabbit Barn recognizing sponsors)

CLASS 2 - MEAT CLASSES

Classes 100, 101 & 102 are eligible for the Live Market Animal Sale. One entry per exhibitor.

- To be eligible for Live Market Animal Sale exhibitor must follow rules below and all further rules in Live Market Animal Sale section.
- **Exhibitor must participate in rabbit showmanship** and earn 2 project points.

100. Meat Pen

To consist of 3 rabbits, commercial breed, all of the same breed and variety, not over 10 weeks old and weighs 3 1/2 – 5 1/2 pounds. These rabbits may not be entered in any other class.

101. Single Fryer

Not over 10 weeks and at least 3 1/2 weeks but not over 5 1/2 pounds. Commercial breed may not be entered in any other class.

102. Roaster Rabbit

A single rabbit, either sex, under 6 months of age and over 5 1/2 pounds in weight, Maximum weight to be 9 pounds. May not be entered in other class.

Trophy for best animal in each class.

CLASS 3 - SHOWMANSHIP

- Exhibitors may elect to participate in an older showmanship class.
- Trophy awarded to the top showman in each category.

103. 1st year project members only (regardless of grade – if you enter in this class you MAY NOT enter in another showmanship class)

104. Beginners, Grades 3-5

105. Intermediate, Grade 6-8

106. Senior, Grades 9+

Premiums: 1st-\$3.00; 2nd-\$2.50; 3rd-\$2.00; 4th-\$1.50 See Class 10, # 29 for educational displays

DEPARTMENT 9 - DOG OBEDIENCE

Judging: Tuesday at 5:00 PM

Superintendent: Katie Cook info@saukcountyfair.com

Project Leaders: Gretchen Wagner & Ilse Benson, byha7@hotmail.com

Rules:

- All dog exhibits must be the result of regular 4-H, FFA, or other youth organizations participation in the Sauk County Dog Project meetings during the current Dog Project Season.
- All youth participating must have registration submitted to the Sauk County 4-H Dog Project by April 25th of each year.
- Must attend at least five (5) dog obedience practices in order to be able to show at the fair.
- Must wear comfortable clothing, low shoe, flat and rubber sole (no open toes). Dress for the weather.
- Dog's weight should not exceed child's weight by more than 40#
- Handler must have proof of vaccination for dog; including rabies, distemper, Bordetella, submitted with training registration, before dogs can practice at the fairgrounds and no later than April 25th.
- Dog should be 5 months or older by show date.
- No wolf or wolf cross dogs will be allowed in the program.
- Must fill out registration forms at beginning of season, and no later than first practice to dog project leader.
- Each exhibitor must get two sponsors.
- Handlers and dogs wanting to be enrolled in dog agility and dog showmanship must have passed Pre-novice A or B.
- All classes will be judged on a Danish basis.
- Members are required to participate in the Weekly Obedience Classes.

1. Obedience Beginner Pre-Novice (Grades 3-7) - Handler has no previous experience.
2. Obedience Beginner Pre-Novice (Grades 8+) – Handler has no previous experience.
3. Obedience Pre-Novice A (Grades 3-7) - Handler has no previous experience.
4. Obedience Pre-Novice A (Grades 8+) - Handler has no previous experience.
5. Obedience Pre-Novice B (Grades 3-7) - Handler has previously trained a dog; dog has not been previously trained.

6. Obedience Pre-Novice B (Grades 8+) - Handler has previously trained a dog; dog has not been previously trained.
 7. Obedience Novice (Grades 3-7)
 8. Obedience Novice (Grades 8+)
 9. Obedience Graduate Novice (Grades 3-7) - Previously passed out of Novice.
 10. Obedience Graduate Novice (Grades 8+) - Previously passed out of Novice.
 11. Obedience Pre-Open, previously passed out of Graduate Novice.
 12. Obedience Open, previously passed out of Pre-Open
 13. Obedience Pre-Utility, previously passed out of Open.
 14. Obedience Utility, previously passed out of Pre-Utility. Premiums: 1st-\$4.50; 2nd-\$3.50; 3rd-\$2.50; 4th-\$1.50
 15. Showmanship Novice-Junior (Grades 3-7)
 16. Showmanship Novice-Senior (Grades 8+) Premiums: 1st-\$3.00; 2nd-\$2.50; 3rd-\$2.00; 4th-\$1.50
 17. Agility – (Grades 3-7) 1st year, level 1 – Jumps, Tables, Tunnel
 18. Agility – (Grades 8+) 1st year, level 1 – Jumps, Tables, Tunnel
 19. Agility – (Grades 3-7) level 1 – Obstacles on Leash
 20. Agility – (Grades 8+) level 1 – Obstacles on Leash
 21. Agility – (Grades 3-7) level 2 – Obstacles, Off Leash
 22. Agility – (Grades 8+) level 2 – Obstacles, Off Leash
- Premiums: 1st-\$3.00; 2nd-\$2.50; 3rd-\$2.00; 4th-\$1.50** Educational Display - See Dept.10- #24

DEPARTMENT 10 – ANIMAL, VET SCIENCE & PET PROJECT

Superintendent: **Franklin Cook**; info@saukcountyfair.com

REQUIREMENTS

Premiums for all classes: 1st - \$2.00 2nd - \$1.75 3rd - \$1.50 4th – 1.25

- All posters Must Be 14" X 22" and ready to be hung.
- Animal Science Displays are open to members enrolled in animal projects or the veterinary science project.
- Members enrolled in an animal project may enter in those classes which pertain to projects in which they are currently enrolled.
- Displays should relate to one phase of the project - for instance: breeds, care, feeding, management, grooming, health, equipment, careers, or some other relevant topic. The display may be a mobile, a model, photos, something moving, actual articles or poster, or very likely a combination of display methods.
- **No exhibitor may make more than one entry in any prize number**

CLASS 1 - VETERINARY SCIENCE

1. Poster explaining project work
2. Any display relating to your project literature book. (not a poster)

CLASS 2 - PET PROJECT

9. A poster with a picture of your favorite pet, drawn & colored by the exhibitor.
10. A poster with photos of you and your pets (min of 6 pictures).
11. A poster with two photos of your pet that tells a story. Write a title for each picture.
12. A poster with a single photo of your pet (8x10 or larger) with caption.
13. A poster of a favorite pet with info about housing, diet and health. (does not have to be your pet.)
14. Any other activity not listed above.

Premiums: 1st-\$1.75; 2nd-\$1.50; 3rd-\$1.25; 4th-\$1.00

CLASS 3 - ANIMAL SCIENCE DISPLAYS

19. Animal Science Display-Beef
20. Animal Science Display-Pets
21. Animal Science Display-Cats
22. Animal Science Display-Cavies
23. Animal Science Display-Dairy Goats
24. Animal Science Display-Dogs
25. Animal Science Display-Pork
26. Animal Science Display-Poultry
27. Animal Science Display-Rabbits
28. Animal Science Display-Sheep
29. Article made for animal use (cat scratching post, bed, housing, etc.)
30. Animal Science Display-Scrapbook
31. Exotic Animal Display.
32. Poster on Exotic Animal.
33. Animal Science Display – Dairy

CLASS 4 – HORSE EDUCATIONAL PROJECTS

- Entries may be taken to the State 4-H Horse Expo. Sign up on Saturday of the Fair for State.
 - State 4-H Horse Expo Rules apply.
 - These are **NOT** the same rules as the regular poster or photo projects.
40. Drawing
 41. Painting
 42. Photography, Action
 43. Photography, Still
 44. Poster, Educational
 45. Scrapbook
 46. Model Horse, Single Horse
 47. Model Horse, With Rider
 48. Any Other Model Horse Exhibit
 49. Animal Science Display- Horse

CLASS 5 - ANIMAL SCIENCE-SELF DETERMINED

55. Any exhibit relating to an Animal Science Project not listed above.

DEPARTMENT 11 - DOMESTICATED EXOTIC ANIMALS

Judging: Friday @ 6:00PM (Progress Hall)

Superintendent – Tammy Case-Fry; info@saukcountyfair.com

REQUIREMENTS

- Any animal entered in this dept. may not be entered in any other department
- Award will be given for cleanest pen and best animal care for the week.
- Only one animal per lot with grand total of animals by exhibitor limited to 10 in the project.
- Domesticated Exotic Animals include the following: Goats, Llamas, Alpacas, Miniature horses, donkeys, mules, sheep, pigs and any other animal with prior approval.
- No mature adult male species of any kind. Only fixed adult male animals will be allowed.
- You **MUST** sign up for barn duty daily with the Superintendent.
- Only one animal per class per exhibitor. (Exception is Doe/Kid Class and Dam/Cria Class)
- Exhibitors must attend at least 2 exotic animal project meetings in the current exhibit year to be eligible to show at the fair.
- Animals excessively jumping/climbing or escaping a pen will be required to be tied for duration of fair.
- Only exotic exhibitors or other family members may be in ring at judging time.
- No Stallions or mature adult male species of any kind including goats, llamas, alpacas, miniature horses, donkeys or mules Allowed. Only fixed adult male animals will be allowed.
- Goats need official ID may be scrapies Tag, USDA 840 button, or breed association tattoo (with paperwork, as long as it is unique to that animal) Goats exposed to scrapies will not be allowed to show.
- Llamas and Alpacas from within Wisconsin do not have official Id requirements. Llamas, alpacas from outside Wisconsin must have a certificate of veterinary inspection and official animal health records
- All equine (horses, donkeys, and mules) need proof of Coggins within last 12 months and health records
- Premise ID required on online entry forms
- to show in wether class, the goat must be banded or surgically wethered (no crimping). Must visually be a wether.
- Decorations: We encourage use fair theme for the Exotic Animal Barn. Project members are encouraged to put up decorations prior to the fair. Check with the superintendent for more information.
- Exhibitors need to pay a pen fee for each animal brought to fair. No pens are private, and exhibitors should expect to possibly share a pen, families and farms are grouped together first.
- **All Exhibitors need to check in with the superintendent daily, when animals are at the fair.**

Goat Classes

All breeds will be combined, and animals will be classed by age/sex of animal.

Premiums for all classes: 1st - \$5.00; 2nd - \$4.00; 3rd - \$3.00; 4th - \$2.00

CLASS 1 – GOAT CONFORMATION

1. Kid Male (under 6 months.)
2. Kid Female (under 6 months.)
3. Yearling Male (7-23 months.)
- 4.
5. Yearling Female (7-23 months.)
6. Mature Female (24 months & older)
7. Wether (24 months & older)
8. Doe/Kid (a total fee of \$10.00 is due)

CLASS 2 – GOAT SHOWMANSHIP

1. Goat Showmanship Beginner (Grades 3-5)
2. Goat Showmanship Intermediate (Grades 6-8)
3. Goat Showmanship Senior (Grades 9 and up)

CLASS 3 – GOAT OBSTACLE COURSE

1. Goat Obstacle

CLASS 4 – EQUINE CLASSES

(ALL BREEDS/AGES/SEX of Animals will be combined.)

1. Horse at Halter Female
2. Horse at Halter Male, Fixed
3. Donkey/Mule at Halter Female,
4. Donkey/Mule at Halter Male

CLASS 5- EQUINE SHOWMANSHIP

1. Horse/Donkey/Mule Beginner (Grades 3-5)
2. Horse/Donkey/Mule Intermediate (Grades 6-8)
3. Horse/Donkey/Mule Senior (Grades 9 and up)

CLASS 6 – EQUINE OBSTACLE COURSE

1. Horse/Donkey/Mule Obstacle course

CLASS 7- LLAMA/ ALPACA Conformation

1. Llama Yearling & Under (Under 23 months of Age)
2. Alpaca Yearling & Under (Under 23 months of Age)
3. Llama Adult – Female
4. Alpaca Adult- Female

5. Llama Adult- Male (fixed)Alpaca Adult- Male (fixed)

6. Llama Dam/Cria (a total fee of \$10.00 is due)

7. Alpaca Dam/Cria (a total fee of \$10.00 is due)

CLASS 8 – LLAMA & ALPACA SHOWMANSHIP

1. Llama/Alpaca Beginner Showmanship (Grades 3-5)
2. Llama/Alpaca Intermediate Showmanship (Grades 6-8)
3. Llama/Alpaca Seniors Showmanship (Grades 9+)

CLASS 9 – LLAMA & ALAPACA OBSTACLE COURSE

1. All Llamas/Alpaca Obstacle Course

CLASS 10 – Sheep, Pig, and other animals if preapproved

- Sheep must have a scrapie tag
- Pig must have swine identification
 - Sheet with ear notches, an ear tag, distinctive color patterns, and sex.
 - Pigs from Wisconsin will need a Wisconsin intrastate certificate of veterinary inspection (CVI) stating that the entire herd of or was inspected on the farm within 30 days before the show and show end and no signs of disease.
 - All pigs must have a (PRRS) Porcine Reproductive and Respiratory syndrome and (SECD) Swine Enteric Coronavirus Disease test of heard of origin within 90 days of the fair.

Class 11 – Conformation

1. Sheep
2. Pig
3. Other

Class 12 – Showmanship

1. Grades 3-5
2. Grades 6-8
3. Grades 9+

Class 13 – Obstacle Course

1. Sheep (can go with goats)
2. Pig
3. Other

Class 14 - Costume Contest

All animals must sign up to receive premiums.

REQUIREMENTS AND CRITERIA

Exhibitor can only show ONE animal species in costume class

All animal exhibitors are welcome (Dairy, Beef, Sheep, Goats, Horses, Swine)

All animals in costume class must be on a halter/lead

Main Judging Points:

1. Coverage
 - a. The costume covers over 60% of the animal
 - b. The costume covers over 60% of the exhibitor
 2. Acceptance of Costume
 - a. The animal accepts the costume (no stomping, shaking or balking.)
 - b. The animal walks/moves normally with costume. (No sidestepping, hopping)
 3. Unified theme
 - a. The exhibitor and animal are in costume.
 - b. The costumes create a unified theme.
 - c. The theme is easily identifiable.
 4. Construction of Costume
 - a. Fits animal well - not falling off.
 - b. Is safe for the animal to wear and move around.
- c. Allows animal and exhibitor to maintain visual acuity.

Educational Display: See Department 10

DEPARTMENT 12- SMALL PETS/POCKET PETS

Judging: Monday 2PM - 6PM Face to Face Judging

Superintendent: Franklin Cook info@saukcountyfair.com

- Judging will take place on Monday of current fair year.
- Judging will be individual and face to face, exhibitor must be present.
- All pets will be brought in at the time of showing and must be taken home immediately following judging.
- These classes are not open to dogs, cats, poultry, waterfowl or pigeons or other animals shown elsewhere in the fair book. Animals shown in small/pocket pets may not be shown in any other department/class/lot.
- All animals must be in a secure cage/container for judging and while on the fairgrounds.
- Attached to each cage, the exhibitor must have a short write-up explaining what is involved in caring for this animal. Exhibit will not be complete without this write up.
- If classes have less than 6 entries, it shall be at the discretion of the judge/superintendent to combine them and have a class of "any other animals."
- Judging is **regular judging**; an exhibit is evaluated based on its own merit; it is not compared to other exhibits in the same class.
- **No exhibitor may make more than one entry in any prize number**

Premiums - Blue - \$2.00, Red \$1.75, White \$1.50, Pink \$1.25

Class 1- Caged Birds

1. Parakeet
2. Cockatiel
3. Small hooked bills (parrot, conure, etc)
4. Large hooked bills (parrot, conure, etc)
5. Hard bills (finches, canaries, etc)
6. Soft bills (mynas, jays, toucans, etc)
7. Any other caged bird not listed

Class 2 - Small, Fur-bearing Animals

1. Cavies Jr - Boar or Sow
2. Cavies Sr - Boar or Sow
3. Other small fur animals (Ferrets, Chinchillas, Gerbils, Hamsters, Rodents (rats, mice, etc.), Rabbits)

Class 3 - Reptiles and Aquatic Pets

1. Fish
2. Reptiles

Class 4 - Other Pets

1. Any other small/pocket pet

Class 5- Small/Pocket Pet Items

1. Scrapbook or exhibit about pet (do not display pet)
2. Article made for your pet (attach 3" x 5" card explaining intended use and how made)
3. Homemade small pet carrying case
4. Poster showing internal parts of small pet (14" x 22")
5. Poster showing external parts of small pet (14" x 22")

DEPARTMENT 13 - CATS

Judging: Monday @ 6:30 PM, Progress Hall

Superintendent: Jean Bonham & Mary Bonham; info@saukcountyfair.com

REQUIREMENTS:

*** VACCINATION REQUIREMENTS***** NO CAGES PROVIDED!

****Upload your animals Proof of vaccination BY to the end of fair registration (if updated before show, submit to fair office:

- Proof of vaccinations must be uploaded by end of entry registration
- Cats over 4 months of age need proof of a current Rabies and Distemper Vaccination. (mail/email by May 17th)
- All vaccinations can be administered by a licensed veterinarian.
- Distemper may be administered by a non-veterinarian, but proof of vaccination is required by May 17th.
- A copy of the distemper vaccination labels, showing lot #'s and date of vaccination, with animal name must be mailed/emailed.
- Exhibitors that have not met these requirements will not be allowed to show! Get your proof of vaccinations in!
- Cats must be checked in at registration table **1 HOUR PRIOR** to judging
- A vet will be on the premises starting at 5:30PM to check papers and perform health check of animals. Unhealthy animals will not be allowed to show.
- Cats may be purebred, household pet or of mixed breeding.
- Exhibitors may enter one cat per class.

REGULATIONS!!!

- All cats should be free of contagious diseases including ear mites and fleas.
- Cats are to be brought to the Fair in a carrier.
- **Display cages will NOT be provided.** Youth may decorate their carrier or a box to cover their carrier no bigger than 24"x24"x24"; each member must provide his own cage drapes and feeding equipment.
- All cats need litter, water and food in cages. Each cat will be allocated space no larger than 24"x24"x24".
- Members will be required to bring their own animals to the judging table.
- Judging will include general appearance and condition, temperament and proper handling, hair coat, paws, nails and body build.
- **Long Hair** - Hair coat more than 1" in length.
- **Short Hair** - Hair coat 1" or less in length.
- **No adult, whole males are to be shown.**
- Mixed breed and purebred cats will show together unless numbers in class warrant separation.

Premiums: 1st-\$2.00; 2nd-\$1.75; 3rd-\$1.50; 4th-\$1.25

CLASS 1 - KITTEN (4-8 months of age)

Males

1. Long Hair
2. Short Hair

Females

3. Long Hair
4. Short Hair

CLASS 2 - ADULTS (over 8 months of age)

Females (Whole)

5. Long Hair
6. Short Hair

Alters (former males - over 8 months of age)

7. Long Hair
8. Short Hair

Alters (former females - over 8 months of age)

9. Long, Hair
10. Short Hair

CLASS 3 -SHOWMANSHIP Premiums: 1st-\$3.00; 2nd-\$2.50; 3rd-\$2.00; 4th-\$1.50

15. Beginning Showmanship Members-Grades 3-5
16. Intermediate Showmanship Members-Grades 6-8
17. Senior Showmanship Members-Grades 9-13

SPECIAL AWARDS

Champion Adult Cat
Reserve Champion Adult Cat
Best Decorated Cage - Ribbon

Educational Display: See Dept. 10 #21 & 31

DEPARTMENT 14 - PLANT & SOIL SCIENCE

Superintendent: LaNell Jaquish info@saukcountyfair.com

All Posters Must Be 14" x 22" with hanger

CLASS 1 - FIELD CROPS

Prepare according to cooperative Pub. A3306- "Exhibiting & Judging Vegetables" Field crops may be current or previous year. Homegrown only.

Exhibitors must attach a 3" x 5" card stating the variety.

All grain sheaves must be 2 ½ in. diameter when tied at the cut end of the stems. Tie sheaves in three places - below the heads, middle and cut end. All leaves are to be stripped from the stems.

No exhibitor may make more than one entry in any prize number

Premiums: 1st-\$2.00; 2nd-\$1.75; 3rd-\$1.50; 4th-\$1.25

1. Corn - 80-100 days. 3 stalks, roots attached (wrapped in burlap sack).
2. Corn - 101 days and over. 3 stalks, roots attached (wrapped in burlap sack).
3. Five ears of hybrid com (husked), last year's ok.
4. Threshed grains (variety named)
5. Soybean Sheaf (variety named)
6. Oat Sheaf (variety named)
7. Barley Sheaf (variety named)
8. Winter Wheat Sheaf (variety named)
9. Spring Wheat Sheaf (variety named)
10. Winter Wheat (variety named) in quart size sealed plastic bag
11. Spring Wheat (variety named) in quart size sealed plastic bag
12. Oats (variety named) in quart size sealed plastic bag
13. Barley (variety named) in quart size sealed plastic bag
14. Soybeans (variety named) in quart size sealed plastic bag
15. Hay (variety named) Alfalfa, Clover, Mixed, or Grassy; 4 inch slab, in sealed plastic bag
16. Collection of 10 different weeds identified.
17. Collection of 10 different plant diseases identified.
18. Any other exhibit relating to your crops project
19. Tallest stalk of corn

CLASS 2 - VEGETABLE GARDEN

REGULATIONS

Exhibits which do not contain the exact number of items specified in the premium list will be disqualified.

The Sauk County Ag Society reserves the right to dispose of all garden exhibits.

Attach a 3x5 card stating the varieties.

All vegetable exhibits will be judged on:

- 1) Uniformity of size, shape, and color
- 2) Trueness to size, shape of color for that variety
- 3) Free of disease, insect and other damages
- 4) Clean vegetables and exact number called for in premium list.

Prepare according to cooperative Pub. A3306- "Exhibiting & Judging Vegetables"

Premiums: Vegetables and Posters 1st-\$2.00; 2nd-\$1.75; 3rd-\$1.50; 4th-\$1.25

Sr. & Jr. Garden Box: 1st-\$3.00; 2nd-\$2.75; 3rd-\$2.50; 4th\$2.25

20. Sweet corn, 3 ears
21. Celery, 1 plant
22. Cauliflower, one head
23. Early Cabbage, one head
24. Red Cabbage, one head
25. Rhubarb, 6 stalks, 12" long, no leaves
26. Squash
27. Leaf lettuce, 2 bunches, in water with roots.
28. Head lettuce, one head, in water
29. Radishes (white or red) plate of 6
30. Beans (yellow, green, or purple) 10 pods
31. Kohlrabi - 3
32. Chard, 2 bunches, in water with roots
33. Carrots - six
34. Beets - six
35. Dill – one plant
36. Tomatoes (red, green, yellow) plate of six
37. Tomatoes (cherry) plate of six
38. Onions (red, yellow, white) plate of six
39. Cucumber, sweet pickling, six
40. Cucumber, dill pickling, six
41. Cucumber, slicing, three
42. Peppers (bell) three
43. Peppers (banana) three
44. Herbs, one variety, named
45. Herb collection, five variety named
46. Peas, 10 pods
47. Broccoli, one head
48. Turnips, plate of four

49. Potatoes (early, mid-summer, late) labeled and named, plate of four
50. Any other vegetable not listed, named
51. Junior Garden Box - exhibited by members in Grades 3-6. Must contain 5 different types of vegetables.
Include the number of vegetables required for each type as listed in above classes.
52. Senior Garden Box - exhibited by members in Grades 7+. Must contain 6 different types of vegetables. Include the number of vegetables required for each type as listed in above classes.
53. Vegetables with unusual appearance
54. A poster on any vegetable, poster must be 14" in x 22" in with hanger

DEPARTMENT 15 - FLOWERS & HOUSE PLANTS

Superintendent: LaNell Jaquish; info@saukcountyfair.com

All posters will be 14" x 22" with hanger

CLASS 1- FLOWERS CUT FLOWERS

(All members should provide their own containers.) Exhibits will be judged on flower perfection. Arrangements judged on flower condition, color and line and design. All flowers must be grown by exhibitor.

No exhibitor may make more than one entry in any prize number

Premiums: Blue-\$2.00; Red-\$1.75; White-\$1.50; Pink-\$1.25

1. Asters-3 stems
2. Bells of Ireland-3 stems
3. Salvia-3 stems
4. Snapdragon-3 stems
5. Marigold large-3 stems
6. Marigold small - 3 stems
7. Petunias, single, pink shade
8. Petunias, single, any other color
9. Petunias, double, any color
10. Zinnias, large 3 stems
11. Zinnias, small 3 stems.
12. Rose 3 stems
13. Asiatic Lily
14. Day Lilies
15. Cosmos
16. Celosias (Cockscomb)
17. Nasturtium, 3 stems
18. Bachelor Buttons, 3 stems
19. Pansies, 3 stems
20. Daisies, any variety, 3 stems
21. Chrysanthemum, 3 stems
22. Dahlia, most perfect bloom, any color
23. Dahlia, 3 stems
24. Phlox, 3 stems
25. Bouquet of any mixed flower not listed above
26. Any other perennial, 3 spikes or stems named on tag

FLOWER ARRANGEMENTS

Blue-\$2.50; Red-\$2.25; White-\$2.00; Pink-\$1.75

27. Corsage
28. Bouquet of annuals-5 or more blooms/stems
29. Bouquet of perennials – 5 or more blooms/stems
30. Floral arrangement with a Christmas theme
31. Floral arrangement with fall colors
32. Dry floral arrangement
33. Floral arrangement for special occasion
34. Floral arrangement with 4-H theme
35. Floral arrangement in basket
36. A miniature arrangement or bouquet (max 6")
37. Floral arrangement w/International theme
38. Perennials or annuals in a vase
39. Perennials or annuals in a bowl
40. One or more annuals in a vase or bowl with other suitable material
41. One or more perennials in a vase or bowl with other suitable material
42. Roses alone or combined with other material
43. Lilies or daylilies with other foliage
44. All green flowers in a suitable container
45. All white flowers in a suitable container
46. Corsage, one of the four seasons, 50% to 75% flowers
47. Special occasion, birthday, anniversary, wedding, birth, 50% to 75% flowers
48. Any special holiday 50% to 75% flowers
49. Showing CIRCUS or 4-H THEME 50% live material
50. Using kitchen utensils with flowers
51. Christmas wreath with flowers
52. Other Christmas decorations using 50% material
53. Flower arrangements with driftwood

54. For a sick child or adult, 50% to 75% flowers
55. Bouquet of annuals – 5 or more bloom stems
56. Bouquet of perennials – 5 or more bloom stems
57. Dry floral arrangement
58. Any other floral arrangement not listed above

CLASS 2-HOUSE PLANTS & INDOOR GARDENING

All plants must be grown indoors, under ordinary house conditions.

All entries must have an attached card with the following information - Plant Name, Date Started, Propagation Method.

Premiums: 1st-\$2.00; 2nd-\$1.75; 3rd-\$1.50; 4th-\$1.25

1. African Violet-one plant, 1 crown
2. Geranium-1 plant
3. Impatiens-one plant
4. Fibrous Begonia-1 plant
5. Any other flowering plant-(other than those listed above)
6. Coleus
7. Ivy
8. Spider Plant
9. Any other foliage plant (not listed above)
10. Containers of 3 foliage plants of different species
11. Any fern, name variety
12. Any cactus, name variety
13. Terrarium (covered container)
14. Desert Garden (examples: cactus, sedum)-at least 3 varieties
15. Dish Garden (all types & kinds)
16. Woodland Garden (examples: ferns, moss)-at least 3 varieties
17. Educational display (i.e. poster)

CLASS 3- PLANT CRAFT

48. Dried flower wall hanging (wreaths, swags, etc.)
49. Silk flower corsage
50. Silk flower arrangement
51. Wreath of natural material
52. Dried Flower Arrangement
53. Gourd Art
54. Garden Decoration
55. Pressed Flower Project (cards, wall hanging, etc.)
56. Any other exhibit pertaining to the project

CLASS 4-HOME GROUNDS

60. Scrapbook on lawn care with before and after pictures, with story, seed used, fertilizer and weed control.
61. Mounted specimens of shrub and tree leaves, underside and top of leaf. Identified.
62. Landscape plans, include pictures of before and after and show improvements made.
63. Any other Home Grounds Project Exhibit or Poster.

Premiums: 1st-\$2.00; 2nd-\$1.75; 3rd-\$1.50; 4th-\$1.25

CLASS 5-SELF DETERMINED PLANT & SOIL SCIENCE PROJECT

64. Any exhibit relating to a Plant and Soil Science project.

Premiums: 1st-\$2.00, 2nd-\$1.75; 3rd-\$1.50; 4th-\$1.25

CLASS 6 - OTHER DISPLAYS - Displays Open to Flowers, House Plant and Garden Project Members

65. Any other exhibit not listed above.

Premiums: 1st-\$2.00; 2nd-\$1.75; 3rd-\$1.50; 4th-\$1.25

DEPARTMENT 16 - NATURAL RESOURCES SCIENCES

Superintendent: Franklin Cook; info@saukcountyfair.com

REQUIREMENTS

- All posters must be 14" x 22" with hanger
 - **Enter online and bring your completed shooting sports certificate to the pre-fair judging day, or mail to the fair, or email by Monday of fair at 7 PM. The form can be found at the end of this book, and your leaders will have copies also.**
 - **No exhibitor may make more than one entry in any prize number**
-

CLASS 1 - BIRDS

1. Scrapbook of 20 bird pictures, either drawings or cutouts of birds seen and identified by the member. Each drawing properly labeled with food habits, migratory habits, habitat and nesting of each bird.
2. Birdhouse, simple.
3. A birdfeeder assembled from a milk carton, plastic bottle, log, etc.
4. Wooden birdfeeder.
5. A scrapbook of activities in the bird project during the past year. Include field trips, photography, bird banding, feeding, etc.
6. Any other bird exhibit not listed above

CLASS 2 - ENTOMOLOGY

10. Poster on how insects communicate with each other
11. Collection of 10 different insects, correctly identified and labeled
12. Collection of 20 different insects, correctly identified and labeled

13. A poster of an insect leg with the parts identified
14. A collection of at least 25 different insects, correctly identified and labeled
15. Any other Entomology exhibit not listed above

CLASS 3 - RIFLE

28. Poster illustrating the different rifle sights
29. Poster illustrating "how to clean and care for your gun"
30. Poster on the common carrying positions
31. Poster illustrating transporting firearms
32. Poster properly labeled illustrating gun types and parts
33. Display model showing parts of a gun
34. Poster illustrating how to handle firearms while hunting in a group (maximum of two topics per poster)
35. Poster illustrating all four firing positions
36. A lockable display illustrating various types of ammunition (case must be displayed with glass or plexiglass type cover)
37. Making a stock for your gun
38. Display (or poster) to show the parts of a cartridge. Explain each part
39. Display or poster to show how to make a "survival still"
40. Any other exhibit related to this project

For the shooting exhibits (#45-47 & 50-51) you must participate in the countywide shooting sports project to compete in the shooting contest.

45. Rifle - Target Shooting
46. Trap Shooting Targets - Grades 6+
47. Air Pistol – Grades 6+
48. Black Powder - Target Shooting - Grades 6+

CLASS 4 – ARCHERY

50. Compound Bow (Regardless of age)
51. Recurve Bow (Regardless of age)

CLASS 5 - OTHER SHOOTING SPORTS DISPLAYS

80. Poster illustration different kinds of arrows
81. Poster illustrating different kinds of bows
82. Exhibit of handmade accessory items, leather finger tab or glove, arm guard, quiver
83. Exhibit of drawings or pictures showing proper shooting techniques
84. A scrapbook on a hunter's diary of his/her own hunt.
85. Any other shooting sports exhibit not listed above.

CLASS 6 - SPORTS FISHING

100. A Poster or display on the Improved Clinch Knot, Palomar Knot, Snell Knot or Turtle Knot
101. A Poster on your casting Record
102. A poster (with pictures) of your first big fish catch
103. A poster or display on various types of fishing tackle
104. A small survival kit for fishing
105. A poster on Parts of a Fish
106. A poster or display on the Spinning Reel Parts
107. A poster on the Overhead Cast
108. A display on Tying Fishing Knots
109. A display on different types of fish
110. A homemade lure
111. A poster or display of the types of insects- fish like
112. A poster on Fishing Ethics
113. Any other sports fishing exhibit not listed above

CLASS 7 - WILDFLOWERS

125. Picture or drawings of 10 wildflowers
126. Display showing leaf arrangements
127. Display showing different types of flower clusters
128. Display showing types of leaves
129. Any other wildflower exhibit not listed above

CLASS 8 - ROCK CLIMBING

130. Poster illustrating proper knots used for Rock Climbing
131. Display relating to Rock Climbing
132. Poster relating to Rock Climbing
133. Poster or display educating others about the principles of "Leave No Trace"
134. Photo display illustrating different rock climbing techniques
135. A prepared (from scratch) healthy snack that would be good to take on a rock climbing adventure
136. Any other rock climbing exhibit not listed above

CLASS 9 - ASTRONOMY

140. Display relating to Astronomy
141. Poster relating to Astronomy

CLASS 10 - ADVENTURE PROJECT

145. Display relating to your Adventure Project
146. Poster relating to your Adventure Project

CLASS 11 - FORESTRY

150. A poster telling how to find the age of a tree
151. Dry and mount 5 different kinds of leaves
152. Collect an example of a stem canker you learned and make an exhibit
153. An exhibit on how to measure a tree
154. Make a poster (or display) on steps to properly prune a tree branch

155. Make a poster on different ways a leaf, tree branch or entire tree can be reused, recycled and renewed

156. Any other Forestry exhibit not listed above

CLASS 12 -OUTDOOR ADVENTURE PROJECTS

Backpacking

165 - A display relating to the Backpacking project

166 - A poster relating to the Backpacking project

Hiking

170 - A display relating to the Hiking Project

171 - A poster relating to the Hiking Project

Camping

175 - A display relating to the Camping Project

176 - A poster relating to the Camping Project

Canoeing

178. A display relating to the Canoeing Project

179. A poster relating to the Canoeing Project

CLASS 13 - SELF-DETERMINED NATURAL SCIENCE

180. Any display relating to Natural Science Project

181. Poster relating to Natural Science

182. Exhibit made from natural materials

Premiums 1st - \$2.00; 2nd - \$1.75; 3rd - \$1.50; 4th - \$1.25

DEPARTMENT 17 – EXPLORING

Superintendent: Connie Meyer; info@saukcountyfair.com

REQUIREMENTS

- This department is to try something new! If you are in a project, choose the appropriate entry in that department
 - Scrapbooks should have at least 4 and a maximum of 10 pages.
 - Exhibits shall not be displayed in any other department.
 - Posters can be no larger than 14"x22" with hanger
 - **No exhibitor may make more than one entry in any prize number**
-

CLASS 1

1. Rock creatures

2. Any kind puppet

3. A simple crocheted article

4. Terrarium

5. Aerospace Exhibit

6. A collection of 5 wildflowers identified with common names, mounted and exhibited in a scrapbook.

7. Five mounted insects, identified with common names

8. A display of garden items you have grown

9. Poster promoting a particular livestock product such as dairy, meat, eggs, etc.

10. Homemade musical instrument

11. A simple craft article.

12. A drawing or sketch in pencil mounted on 11"x14" tagboard.

13. A simple wall hanging for your room.

14. Original drawing of any subject.

15. Original painting of any subject.

16. Scrapbooking Project – (Minimum of 4 pages)

17. A simple knitted article

18. Homemade Cookies (4) any kind-bring recipe.

19. Simple sewn project.

20. One or more pictures taken by exhibitor - displayed on tagboard. Max size 11"x14"

21. Lego or K'Nex exhibit

22. An arrangement of dried flowers.

23. Any other exhibit that does not fit into above category.

Premiums: 1st-\$1.75; 2nd-\$1.50; 3rd-\$1.25; 4th-\$1.00

DEPARTMENT 18 - CULTURAL ARTS

(Includes Music, Drama, Speaking & Creative Writing) Superintendent: Sharon Verthein ;info@saukcountyfair.com

Requirements:

Premiums 1st-\$2.00; 2nd-\$1.75; 3rd-\$1.50; 4th-\$1.25

- Exhibits previously exhibited at the Sauk County Fair are NOT eligible for competition.

**Due to face-to-face judging, all grades are combined. The judge will make comments, etc. and give placing according to appropriate work for your age.

No exhibitor may make more than one entry in any prize number (As an example-if you are bringing a watercolor -scenic painting in department 18, class 1, lot 6-etc, you may only enter that department, class and lot with ONE watercolor-scenic item. You cannot enter two of department 18, class 1, lot 6-etc. You may enter other lots, but only one lot in each class and department.)

Performance Arts Festival participants, you must register by the deadline UW-Extension sets, and enter the appropriate entry for the fair by the fair entry registration deadline for that year.

CLASS 1 - PAINTINGS (Suggested minimum size is 9x12")

1. Oil Painting - Modern

2. Oil Painting - Scenic

3. Oil Painting - Still Life

4. Oil Painting - Other than above

5. Watercolor - Modern

6. Watercolor - Scenic

7. Watercolor - Still Life

8. Watercolor - Other than above
9. Acrylic Painting - Modern
10. Acrylic Painting - Scenic
11. Acrylic Painting - Still Life
12. Acrylic Painting - Other than above
13. Painting - Choice of media (not listed above) w/matte and/or frame
14. Painting on an article, not canvas
15. Cartoons, any media

CLASS 2 - DRAWINGS (Suggested minimum size of 9" x 12")

20. Colored Pencil
21. Black & White Pencil
22. Pastels
23. Charcoal
24. Pen & Ink (can include felt tip & color)
25. Mixed media
26. Drawing - Choice of media (not listed above) with matte and/or frame
27. Story Drawing, any media
28. Cartoons, any media

CLASS 3 - LEATHER

36. Belts
37. Collars
38. Wristbands
39. Article one - other than listed above
40. Article two - other than listed above
41. Article three - other than listed above

CLASS 4 - DECORATIVE STITCHING

45. Set of 2 Counted Cross Stitch Items (8"x10": or smaller)
46. Set of 2 Counted Cross Stitch Items (larger than 8"x10")
47. Counted Cross Stitch (8"x10" or smaller) (actual design)
48. Counted Cross Stitch (larger than 8"x10") (actual design)
49. Crewel Stitched Item
50. Candle-wicked Item
51. Any other stitchery item (8"x10" or smaller) (actual design)
52. Any other stitchery item (larger than 8"x10") (actual design)
53. Embroidery article (other than counted cross stitch) (8"x10" or smaller)
54. Embroidery article (other than counted cross stitch (larger than 8"x10"))
55. Set of embroidery articles.

CLASS 5 - CERAMICS (All sizes refer to the height of the exhibit)

Stained

60. One item - (6" or smaller)
61. One item - (larger than 6")
62. Set of items - (6" or smaller)
63. Set of items - (larger than 6")
64. Pre-cleaned item, any size
65. Set of pre-cleaned items, any size

Dry Brushed

70. One item - 6" or smaller
71. One item - larger than 6"
72. Set of items - 6" or smaller
73. Set of items - larger than 6"
74. Pre-cleaned item, any size
75. Set of pre-cleaned items, any size

Glazed

80. One item - 6" or smaller
81. One item - larger than 6"
82. Set of items - 6" or smaller
83. Set of items - larger than 6"
84. Pre-cleaned item, any size
85. Set of pre-cleaned items, any size

(Mother-of-Pearl, Gold, etc)

90. One Item - 6" or smaller
91. One Item - larger than 6"
92. Set of Items - any size

CLASS 6 - POTTERY (Handmade-built - to be formed & decorated by member)

95. Coil pot
96. Pinch pot
97. Slab pot
98. Thrown pot
99. Any other item

CLASS 7 - LATCHHOOK

105. One item - 8"x10" or smaller
106. One item - larger than 8"x10"
107. Set of items

CLASS 8 - STENCIL PAINTING

- 115. One item - stenciled on paper
- 116. One item - stenciled on fabric
- 117. One item - stenciled on wood
- 118. One item - that does not fit into above categories
- 119. Set of stenciled items (any media)

CLASS 9 - RECYCLED ART

- 125. Ornaments (3)
- 126. Creative use of old greeting cards (3)
- 127. Doll or Animal
- 128. Mobile
- 129. Wastebasket
- 130. Another reasonable recycled art item - Name on entry blank

CLASS 10 - JEWELRY

- 135. Earrings
- 136. Necklace
- 137. Any other jewelry - single piece - other than earrings and necklace
- 138. Set of jewelry

CLASS 11 - CANDLES

- 145. Dipped candle - 6" or smaller in height
- 146. Dipped candle - larger than 6" in height
- 147. Poured candle - 6" or smaller in height
- 148. Poured candle - larger than 6" in height
- 149. Rolled beeswax candle
- 150. Any other candle that does not fit into above categories

CLASS 12 - BASKETRY

- 155. Spoked basket
- 156. Plated basket
- 157. Ribbed basket
- 158. Coiled basket
- 159. Any other basket not listed above

CLASS 13 - QUILTS

- 165. Full-size Quilt
- 166. Baby Quilt
- 167. Tied quilt (fleece)
- 168. Any quilt made by exhibitor (finishing not done by exhibitor)
- 169. Any other quilted item
- 170. Any other quilt (including quilted wall hanging – ready to be hung)

CLASS 14 – DECOUPAGE (Mod-Podge, Envirotex, etc.)

- 175. One item – 8"x10" or Smaller
- 176. One item - Larger than 8"x10"
- 177. Set of items

CLASS 15 - WEAVING

- 180. Hand woven rug
- 181. Other hand-woven item

CLASS 16 - CALLIGRAPHY

- 185. One item – 8"x10" or Smaller
- 186. One item - Larger than 8"x10"
- 187. Set of items

CLASS 17 – TEXTILE PAINTING

- 190. Liquid Embroidery - one item other than sweat shirt or t-shirt
- 191. Painted design on purchased sweat shirt or t-shirt

CLASS 18 - MACRAME

- 195. Plant hanger or wall decoration
- 196. Any other Macramé item

CLASS 19 - PLASTER OF PARIS ITEM (not ceramics)

- 200. One item 6" or smaller
- 201. One item larger than 6"
- 202. Set of items

CLASS 20 - TIE DYING

- 205. Tie dyed t-shirt or sweat shirt
- 206. One item other then t-shirt or sweat shirt

CLASS 21 - GLASSWORK

- 210. Glass Etching
- 211. Stained glass item 6" or smaller
- 212. Stained glass item larger than 6"
- 213. Set of glass items

CLASS 22 - RUBBERSTAMPING

- 215. A holiday card
- 216. Gift Bag with attachment card
- 217. Gift Box with attachment card
- 218. One item stamped and decorated (i.e., colored)
- 219. Set of items (at least 3 pieces)
- 220. A stamped item other than paper

CLASS 23 – SCRAPBOOKING (Must contain at least 10 pages)

- 221. A scrapbook made of a special event (wedding, graduation, retirement, etc.)
- 222. A scrapbook of your 4-H year.
- 223. A scrapbook of your pet.
- 224. A scrapbook of a family vacation
- 225. A scrapbook of a camp experience
- 226. Any other scrapbook exhibit not listed above

CLASS 24 - CLOWNING

- 230. A colored sketch of a makeup design for a character from a play, mime act or clown act and a photograph of themselves in the character makeup.
- 231. A puppet made by exhibitor for use in clowning. Attach card describing purpose and use.
- 232. A poster or scrapbook showing your clowning experience.
- 233. Any other article related to clowning.

CLASS 25 - OTHER CRAFTS

- 235. Dough Art
- 236. Bead or sequin art
- 237. Fabric covered book or picture frame
- 238. Gift wrapped box – 5"x7" or larger
- 239. Homemade doll or animal
- 240. Metal or tin punch item
- 241. Model trucks, cars, van, etc. (kit permitted)
- 242. Mosaics, seeds, glass, tiles, thread, or any other medium
- 243. Any items made from all natural materials - (corn husks, pine cones, dried flower weeds, straw, willows, etc.)
- 244. Paper twist - any item made and decorated
- 245. Pine wood car or truck - kit permitted
- 246. Sand casting
- 247. Paper cutting
- 248. Sculpture or carving (any medium)
- 249. Stone paper weights, set of 2
- 250. Decorating painting (on something other than textiles - wood tin, leather)
- 251. Wire, string or yarn art - decorations or wall hangings
- 252. Woodcraft article
- 253. Plant craft article
- 254. Dream Catcher
- 255. Homemade Soap (2 bars)
- 256. Homemade hand lotion, lip balm, bubble bath, etc.
- 257. Any other item not listed above
- 258. Needle felting article

CLASS 26 - PERFORMING ARTS

*If you participated in the Performing Arts Festival held at or before the Fair, you must enter this class on your online entry form in order to get premiums on your presentation.

- 265. Poster on music
- 266. Music Composition
- 267. Any other item relating to music
- 268. Any Puppet you created
- 269. Write a story plot for your puppet
- 270. Create a Clown Character
- 271. Create a picture Story
- 272. Make a mask for a character of your creation - any media
- 273. Select an animal or human character. Design the face to represent 3 stages of that character's life.
- 274. A poster on the Dance Project
- 275. A display on the Dance Project
- 276. Any other Performing Arts Exhibit not listed above

CLASS 27 - PERFORMANCE ARTS

Performance arts entries are for registered exhibitors only. Only enter these exhibits if you participated in this festival.

*If you participated in the Performance Arts Festival held at or before the Fair, you must enter this class on your online entry form in order to get premiums on your presentation.

- 290. Vocal -Solo
- 291. Vocal – Small Group (4 or less)
- 292. Vocal- Large Group (5 or more)
- 293. Instrumental - Solo (piano, drums, flute, etc)
- 294. Instrumental – Small Group (4 or less) (piano, drums, flute, etc)
- 295. Instrumental – Large Group (5 or more) (piano, drums, flute, etc)
- 296. Dance Solo
- 297. Dance- Small Group (4 or less)
- 298. Dance – Large Group (5 or more)
- 299. Club Musical Mini-Drama
- 300. Interpretive Performance- Solo
- 301. Interpretive Performance-Small Group (4 or less)
- 302. Interpretive Performance-Large Group (5 or more)
- 303. Interpretive Reading – Solo
- 304. Interpretive Reading – Group 2 or more
- 305. Mini-Drama
- 306. Club Drama
- 307. Original Story / Selection - individuals only

See Dept. 31 for Demonstration entries Premiums: 1st-\$3.00; 2nd-\$2.75; 3rd-\$2.50; 4th-\$2.25

CLASS 29 - WRITTEN CLASS- Judged at the fair.

- 310. Single Poem
 - 311. Short Story
 - 312. One Act (of a) Play, Written by individual
 - 313. Collection of up to 12 Poems
 - 314. One Chapter of a Book
 - 315. Any Other Writing of similar length
 - 316. One Act (of a) Play, group written by max. 6 people
- Premiums: 1st-\$2.00; 2nd-\$1.75; 3rd-\$1.50; 4th-\$1.25**

DEPARTMENT 20 – PHOTOGRAPHY

Superintendent: Katie Cook ;info@saukcountyfair.com

- **REQUIREMENTS: (hanger must be attached)** Exhibits must all be original work.

-
- Exhibits of **5 or more pictures** must be mounted on sturdy cardboard, tag board or foam core that is 14" x 22"
 - Exhibits of **4 or fewer pictures** must be mounted on sturdy cardboard, tag board or foam core, 14" x 11"
 - All single enlargements should be mounted or matted, on any size background material, or placed in a frame
 - Captions on pictures are optional for each picture.
 - Photographs will be judged on the basis of technical quality, composition, and storytelling ability.
 - Exhibits are required to list the kind of camera used, 35mm, digital etc.
 - Entry tags should also be attached to the **upper left-hand, front corner**.
 - All pictures and slides must be made during the 12 months since the last fair.
 - Place slide exhibits in reusable (metal clasp or string) envelope - do not mount. Slides will be viewed and judged with a slide projector. Initial and number each individual slide.
 - Pictures in the same exhibit number (not class) may be Black & White OR Colored - not both.
 - Use double-stick tape or rubber cement to mount pictures. No photo corners.
 - **No exhibitor may make more than one entry in any prize number**
- Premiums: 1st - \$2.00; 2nd - \$1.75; 3rd - \$1.50; 4th - \$1.25**

CLASS 1 - ALL AGES & LEVELS

1. Four pictures on any subject – Black & White or Color
2. Five pictures on the same subject – Black & White or Color
3. Four pictures of different subjects - one each of buildings, people, animals or birds and landscape - Black and White or Color.
4. Four pictures showing Sauk County tourism attractions.
5. Four pictures showing 4 different 4-H activities
6. Four pictures of a special occasion.
7. Four pictures of the Sauk County Fair.
8. One picture of My Best Friend (can be animal or person).
9. My Best Picture (one photo).
10. Any other photo techniques (including, panoramic, color wash, digital enhancement, etc.).
11. One photo collection of inanimate objects arranged by photographer – Black & White or Color
12. Four flash portraits showing fill - in flash and/or bounce flash.
13. Four pictures taken with existing light indoors.
14. Four pictures showing creative use of lens filter(s).
15. Four Stop Action photos.
16. Four pictures showing special effects or double exposure techniques
17. Four close-up or macro photographs - Black and White or Color
18. One 8"x10" enlargement of Sauk County tourism.
19. One 8"x10" enlargement of 4-H activity.

CLASS 2 - SELF DETERMINED COMMUNICATION ART PROJECT

25. Any exhibit relating to a Communication Arts Project.

DEPARTMENT 21 – COMPUTERS

Superintendent: Franklin Cook; info@saukcountyfair.com

REQUIREMENTS

Premiums: 1st - \$2.00 2nd - \$1.75 3rd - \$1.50 4th - \$1.25

- All Posters Must be 14" x 22" and have hanger attached.
- **No exhibitor may make more than one entry in any prize number**

Class 1– Information

1. Poster, History of Computers
2. Poster, Computers in Our Lives
3. Poster, Computers on the Job
4. Poster/Display, Showing Parts of Computers and what they are & function
5. Poster/Display, Computer Software, Describe the function or use
6. Poster, establish a network and diagram and how it flows
7. Poster/display, showing different programming languages commonly used to create computer software
8. Online Safety Guide
9. Poster/ Display, Internet Safety
10. Poster, Types of social media, purpose, & concerns/safety
11. Poster, Social Media Safety
12. Any other project related

Class 2-Created Using Computer Software:On a note card, explain what and why you did it, what software you used and how long it took to do it.

- 1.Computer Generated-Letter

2. Computer Generated-Greeting Cards (Series of 3 to 4 cards)
3. Computer Generated-Birthday Card or Sign
4. Computer Generated-Storybook
5. Computer Generated-Scrapbook
6. Computer Generated-Business card or logo – design and create
7. Computer Generated-Photo Collage
8. Computer Generated-Photography black & white or color
9. Computer Manipulated Photo- black & white or color
10. Graphic Illustration (Non photographic)
11. Animation
12. Magazine or Newspaper Article by exhibitor
13. Presentation (Handout)
14. T-Shirt Design (on a t-shirt) – using a design software program
15. Computer generated CAD design (Computer-Aided Design)
16. Geographic Information System (GIS) map
17. Any other related project

Class 3 - Interactive (Must provide a CD, USB drive or Website where project can be viewed or accessed by the Judge)

Must provide a document (8.5" x 11") explaining project, software used, software required to view project, how to access it and how many minutes your project is. Your project must be in a format that can be opened by a judge. The judge will only be able to look at the first 5 minutes of your project (due to time constraints)

1. Slideshow/Presentation
2. Video
3. Presentation
4. Website
5. Game
6. Story
6. Database
7. Spreadsheet
8. Any other interactive project

DEPARTMENT 22 - WOODWORKING

Superintendent: Franklin Cook; info@saukcountyfair.com

Requirements

- Items made as joint effort in class are not eligible for exhibit.
- Articles may be painted, varnished or stained. (Exhibitors are encouraged to apply the desired finish to the exhibit)
- All woodworking exhibits must be the result of the Junior Exhibitor's project work for current project year.
- If articles are made to be hung, please attach hanger so that we can display them or you will be lowered one placing.
- **No exhibitor may make more than one entry in any prize number**

CLASS 1

1. Useful article for use in farm or home workshop.
2. An article for use outdoors.
3. An article for use in storage.
4. An article for use in kitchen or living room.
5. An article for use in the home.
6. A toy or homemade game.
7. An article made in Industrial Arts, Vocational Ag class, or shop as part of class work and for a class grade or extra credit.
8. An article of creative design from wood or wood and other materials.
9. Useful article made from a kit.
10. Refinished or repaired article.
11. Useful article for furniture or cabinet making.
12. Useful article for use in some building rather than the home.
13. Useful article of farm carpentry.
14. Any other article that does not fit above

Premiums: 1st - \$2.00; 2nd - \$1.75; 3rd - \$1.50; 4th - \$1.25

DEPARTMENT 23 – ELECTRICITY

Superintendent: Franklin Cook; info@saukcountyfair.com

Requirements

- All posters should be 14" x 22" and ready to hang
- **No exhibitor may make more than one entry in any prize number**

CLASS 1

1. Poster relating to your project
2. A display relating to your project
3. Poster displaying electrical safety

Premiums: 1st – 2.00 2nd. 1.75 3rd - \$1.50 4th - \$1.25

DEPARTMENT 24 - MECHANICAL PROJECTS

Superintendent Franklin Cook

(Tractor, Small Engines, Bicycle Safety, Aerospace, Legos, Models, Robotics, and Geospatial)

Requirements

- All posters should be 14"x22" and ready to hang.
- Entry tags must be placed on lower right hand corner of poster.
- Not able to be displayed at fair if exhibit larger than 14"x22".

- Please provide picture (4"x6", 5"x7", 8"x12") of exhibit for use of display during fair week.
- Smaller displays may be taken home after judging at exhibitor's preference.
- Kit built must include model instructions.
- **No exhibitor may make more than one entry in any prize number**

CLASS 1- TRACTOR MAINTENANCE

1. Poster explaining tractor or machinery safety.
2. Display board showing different kinds of nuts, bolts, screws, rivets, and other fasteners used on farm machinery, properly labeled.
3. Periodic lubrication and maintenance chart.
4. Display panel of damaged parts caused by poor tractor maintenance, collected by member, with explanation of cause and how it could be prevented.
5. Exhibit display, or chart on tractor lubrication. Display might include type of lubricants, how to lubricate properly, and what lubricant to use in a specific location & how often needs done.
6. Chart or poster with information on proper tractor care and adjustments as they relate to good tractor operation.
7. Display tractor records and operating costs.
8. Any other exhibit not listed above

CLASS 2 - SMALL ENGINES

15. Panel exhibit of small engine parts with identification of parts
16. Small engine safety poster
17. Poster describing how to properly dispose of discarded oil
18. Panel exhibit showing diagram of: Ignition system OR Fuel system OR Lubrication system (actual parts may be used)
19. Panel showing worn or faulty engine parts with a statement as to cause and prevention
20. Any other poster relating to your small engine project
21. Any other display relating to your small engine project

CLASS 3 - BICYCLE SAFETY

35. Poster relating to your project
36. A display relating to your project
37. Poster on types of bicycles
38. Display of broken bicycle parts with explanations

CLASS 4 - MODEL ROCKETRY

40. A straw rocket (for beginners only)
41. Gnome rocket (for beginners only)
42. Map made for use by pilot
43. Parts of an airplane displayed and labeled
44. Flight Simulator
45. Feather wing glider
46. Controllable glider
47. Model Rocket made by exhibitor
48. Exhibit or rocket built by member (indicate if kit was used), not made to fly
49. Exhibit or rocket built by member (indicate if kit was used), made to fly. Explain on a 3x5" card the finishing involved, launching system and tracing from one or more flights
50. Poster of basic parts of a rocket with their functions
51. Any other exhibit relating to model rocketry

CLASS 5 - SCALE MODELS (other than Legos or K'nex)

- Project must be in box or pan to enable moving
 - If project larger than 14"x22" project will not be housed at fair after judging. Must provide 4"x6", 5"x 7" or 8"x10" photo with hanger and explanation of project to be displayed at fair
55. Model railroad item
 56. Model truck.
 57. Model car.
 58. Model ship or boat.
 59. Model motorcycle.
 60. Model Military Item.
 61. Any other type of model.
 62. Model airplane (made to fly or not to fly)
 63. Agricultural item

CLASS 6 - LEGOS AND K'NEX

- Project must be in box or pan to enable moving
- If project larger than 14"x22" -project will be sent home after judging - must provide matted 4"x6", 5"x 7", or 8"x10" photo with hanger and explanation of project to be displayed at fair

Definitions:

- A. Scratch built - made by exhibitor's original design
- B. Kit built - made by kit instructions ****Note: Kit built must include model instructions**
**Other brands similar to Legos or K'nex

Legos or K'nex

100. Animal, person, building or vehicle (Scratch built or kit built)
101. Article made with moveable parts (Scratch built or kit built)
102. A scene made from Legos (farm, etc.)
103. Any other display made from Legos or K'nex

CLASS 7- DIORAMAS

- If project larger than 14"x22"- project will be sent home after judging - must provide matted 4"x6" or 5"x 7" or 8"x10" photo with hanger and explanation of project to be displayed at fair
- The largest scale to be used is 1:12 scale (1" equals 1 foot) First year modelers can build a Snap-TiteKit

- Dioramas will be limited in size to 3' x 4'

Definitions:

- A. **Scratch built** - buying or making individual parts and building a scale model
 - B. **Custom built** - starting with a kit or a model and completely changing or modifying its appearance.
 - C. **Kit-bashed** - taking two or more kits and combing them into one scale model.
105. Diorama of agricultural items, built from a kit (Tractors, farm equipment buildings, may or may not include houses)
 106. Diorama of agricultural items, scratch build, kit-bashed (Tractors, farm equipment, farm buildings, may or may not include houses)
 107. Any other diorama kit.
 108. Any other diorama, scratch built.

CLASS 8 – ROBOTICS EXPLORER

120. Basic Lego tankbot that you designed and built
121. Drivable robot designed and built by exhibitor
122. Drivable robot drives forward & backwards with remote
123. Drivable robot drives forward & backwards autonomously
124. Drivable robot navigates a maze
125. Robot (drivable or stationary) that uses sensors to operate (touch, light, potentiometer, etc.)
126. Stationary Robot Machine that completes a task (elevator, vending machine, conveyor, etc.)
127. Exhibit made at school, 4-H event, youth organization meeting
128. Any other exhibit related to robotics

CLASS 9 – GEOSPATIAL PROJECT

120. Poster on types of geographical tools
121. Poster on uses of geographical tools
122. Any other display made in your project

CLASS 10 - SELF DETERMINED MECHANICAL SCIENCE PROJECTS

130. Any display relating to a Mechanical Science Project
131. Poster relating to a mechanical science project

Premiums: 1st - \$2.00; 2nd - \$1.75; 3rd - \$1.50; 4th - \$1.25

DEPARTMENT 25 - FOODS & NUTRITION

Superintendent: Kathy Genz; info@saukcountyfair.com

REQUIREMENTS

-
- **Members can determine which Class they fit into.**
 - **You may only enter one class: 1 Beginners, 2 Intermediate, or 3 Advanced**
 - **No exhibitor may make more than one entry in any prize number**
 - All foods must be made by the exhibitor from scratch, not a box.
 - Recipes must be written on a 3" x 5" index card and accompany the food items.
 - Food items will be exhibited as long as possible during the week of fair. Dishes can be picked up fair Sunday at 4pm.

Foods Revue:

- Prepare only one food product listed in your menu.
- Menu and recipe must be on a separate card or exhibit will be lowered one placing.

Foods:

- All food products must be attractively displayed on plates and bowls, bring your plate or bowl.
- All posters must be 14" x 11" ready to hang.

Premiums:

- Foods Exhibits - **1st - \$2.00; 2nd - \$1.75; 3rd - \$1.50; 4th - \$1.25**
- Foods Revue Exhibits - **1st - \$3.00; 2nd - \$2.75; 3rd - \$2.50; 4th - \$2.25**

CLASS 1 – BEGINNERS if you enter this class, you may not enter class 2 or class 3!

1. Plate of three cookies, not frosted
2. 3-inch corner of a bar
3. Snack time, choose a healthy snack that you can make (1 serving)
4. Personal Italian, make your favorite personal pizza or calzone
5. Individual fruit display/plate
6. Plate of three muffins
7. Any International side dish, 1 serving
8. Any item using Sauk County Product to include milk, meat
9. Any item using Honey
10. 1 portion of a vegetarian entrée, not salad
11. Homemade Ice cream, sherbet, frozen yogurt, or custard, 1 serving
12. Any dessert, one serving

Food Revue

13. Healthy Breakfast using My Plate as a guide
 - Include a creative menu**
 - Place setting for one.
 - One food aspect of the menu to be tasted for the display.
14. Design a menu cover for a pretend restaurant.
 - Include 1 appetizer, 1 soup, 1 salad, 4 entrees, and 1 dessert**
 - Include a brief narrative, picture or display on what your restaurant would look like.

CLASS 2 – INTERMEDIATE if you enter this class, you may not enter class 1 or class 3!

20. Plate of 3 biscuits
21. Plate of 3 muffins
22. Half loaf of a quick bread
23. Plate of 3 yeast rolls

24. Plate of 3 breakfast pastries
25. 1 portion of casserole, not from a box
26. 1 portion of a pasta bake casserole (lasagna, baked rigatoni)
27. International entrée (be prepared to talk about background, products, and procedures of entrée), 1 serving
28. Homemade Salad Dressing, ½ cup
29. Any dessert, 1 serving
30. Nutritional Drink for summer, 1 serving
31. Marinated meat dish, 1 serving
32. Homemade smoked, cured, pickled, or dried product, 1 serving
33. Movie time snack, 1 serving
34. Scratch broth soup, 1 cup
35. Any homemade yeast product, ½ to 1 loaf
36. Any homemade Cake not from a box, 1 serving
37. Any item using Sauk County Product, 1 serving
38. Any item made using honey, 1 serving

Food Revue

39. Healthy luncheon meal using My Plate as a guide

Include a creative menu

- Place setting for one
- On food aspect of the menu to be tasted for the display
- Include a brief description of why you picked the menu

40. Design a menu cover for a pretend restaurant

Include 2 appetizers, 2 soups, 2 salads, 6 entrees, and 2 desserts

- Include 3 recipes used in the menu items
- Include a brief narrative, picture or display on what your restaurant would look like.

CLASS 3 – ADVANCED if you enter this class, you may not enter class 1 or class 2!

45. 1 portion of a quiche
46. Homemade candies, minimum of 3
47. Homemade pie, double crust, no canned filling, whole pie
48. Homemade pie, single crust, no canned filling, whole pie
49. Cream soup, homemade, one cup or one serving
50. Homemade pasta, 1 serving
51. Homemade stew, 1 serving
52. Any homemade appetizer, 1 serving
53. Any homemade entrée including protein, starch and vegetables in appropriate dietary ratios, 1 serving
54. Any international side dish (be prepared to talk about background, products, and procedures of entrée), 1 serving
55. Any Homemade food item, 1 serving
56. Half loaf of homemade bread, quick or yeast
57. Homemade chili, 1 pint
58. Homemade cake, 1 serving
59. Any item using Sauk County Products. 1 serving
60. Any food item made with honey, 1 serving
61. Half loaf of yeast bread
62. Cheesecake no crust, no toppings, 1 serving
63. Any layered cake not from a box, 1 serving, made from scratch frosting
64. Custard tart or pie, 1 serving
65. Dessert with fruit as the main ingredient, 1 serving
66. Any soup, 1 cup
67. Flourless chocolate cake, 1 serving
68. Entrée salad using a homemade dressing, 1 serving
69. Homemade marinade, sauce, relish or chutney, 1 serving
70. Braised Meat Item, 1 serving
71. Any international food item (be prepared to talk about background, products, and procedures of entrée) 1 serving
72. Any side dish, 1 serving
73. Any grilled item, 1 serving
74. Any dessert. 1 serving
75. Any entrée, 1 serving

Food Revue

80. Create a one-week menu plan for your family
 - Include proper dietary proportions
81. Create a food portfolio
 - Keep tasting notes on recipes you make
 - Take pictures of those recipes
 - Have friends and family critique your cooking
82. Create a special event
 - Describe the event
 - Write a menu
 - Create a table display
 - Write one recipe and prepare food item (which will be tasted)
83. Healthy dinner meal including all parts of the food pyramid

Include a creative menu.

- Place setting for one.
- One food aspect of the menu to be tasted for the display.

- Include brief description of why you picked the menu.
 - Minimum 3 courses (Soup, Entrée, Dessert)
84. Design a Restaurant
- Include a description of type, style and size of your restaurant
 - Include a full menu for one meal period (breakfast, lunch or dinner)
 - Include one recipe per category of your menu
 - Include why you would like to own this restaurant

CLASS 5 - MEMBERS ENROLLED IN CAKE DECORATING (All Levels enrolled in cake decorating)

- All cakes will be evaluated on exterior design and decorating.
 - You may actually make a cake (from mix or scratch) or decorate a form (Styrofoam, etc.)
 - Items held for consideration for merit awards must be picked up at 7PM, Monday or they will be destroyed.
 - Homemade frosting not from a can
90. Decorated cupcakes, 3
91. Decorated layer cake, entire cake
92. Decorated sheet cake, entire cake
93. Decorated molded cake, entire cake
94. Decorated original design, entire cake
95. Poster/mobile - cake decorating tips

CLASS 6 - FOOD PRESERVATION

- All entries must be prepared by the exhibitor.
- **All entries must include the recipe!**
- All exhibits must have been preserved since last year's fair in standard food preservation containers.
- Each preserved exhibit must have an accompanying label (Example in fairbook)
- Any product label missing or incomplete will be dropped one placing.
- Follow processing methods and times listed in current UW-Extension Canning, Freezing publications available from the UW Extension Office.
- Dried and Frozen foods will be photographed for display.

Fruits - Canned

100. Tomatoes, 1 jar
101. Tomato juice, 1 jar
102. Any other fruit, 1 jar

Vegetables - Canned

103. Any vegetable, 1 jar
104. String Beans, 1 jar

Pickles

105. Sweet, 1 jar
106. Dill (specify fermented or non-fermented), 1 jar
107. Relish (any type), 1 jar

Jams & Jellies

108. Jam, any variety, 1 jar
109. Jelly, any variety, 1 jar

Dried

110. Any item (label with method used), 1 jar

Poster/Mobile

111. Food Preservation Tips

Note: Each item exhibited must be labeled with the following information or use attached label.

Class _____ Item _____
 Date _____
 Processing Method (Check):
 Boiling Water Bath _____
 Pressure Canner _____
 Processing Time _____
 Preparation Method: (Check):
 Hot Pack _____ Cold Pack _____

DEPARTMENT 26 – CLOTHING

Superintendent: Sharon Verthein; info@saukcountyfair.com

REQUIREMENTS - Clothing Construction

- Pin entry tag to the upper left-hand corner of the garment.
- Bring each garment on its own hangers.
- Clothing entries may be worn, but must be clean and pressed for exhibit at the Fair.
- All garments/outfits must have been made since last year's Fair.
- Each garment that you construct must have evidence of different construction skills, be made from a different pattern or fabric. (Examples: darts, facings, interfacings, zippers, collars, cuffs, hems, buttons, button holes, pleats, topstitching, gathers, under stitching, matching plaids, restyle or recycle altering patterns or tailoring.)
- **No exhibitor may make more than one entry in any prize number**

CLASS 1 – CLOTHING CONSTRUCTION

1. Item one
2. Item two
3. Item three
4. Item four
5. Item five
6. Item six
7. Item seven
8. Item eight
9. Accessory for self (wearable)
10. Home Accessory
11. Educational Poster of clothing construction techniques (14x22" and ready to hang)
12. Other sewn article - non wearable

Premiums: 1st - \$2.00 2nd - \$1.75 3rd - \$1.50 4th - \$1.25

13. First complete outfit
14. Second complete outfit
15. Third complete outfit

Premiums: 1st - \$3.00 2nd - \$2.75 3rd - \$2.50 4th - \$2.25

CLASS 2 - SERGERS - at least 50% of the garment must be sewn on serger)

16. First garment
17. Second garment
18. Third garment
19. Any other article – non-wearable

Premiums: 1st - \$2.00 2nd - \$1.75 3rd - \$1.50 4th - \$1.25

CLASS 3 –CLOTHES - HORSE members enrolled in clothing or horse project - all grades

20. Grooming Apron
21. Grooming Mitt
22. Riding attire, 2 pieces
23. Any other exhibit not listed above

Premiums: 1st - \$2.25; 2nd - \$2.00; 3rd - \$1.75; 4th - \$1.50

CLASS 4- Consumer Savvy

Requirements & Rules:

*Consumer Savvy offers youth an opportunity to be thrifty and fashionable.

*Project youth members may purchase thrifty, second-hand garment(s) to modify and assemble the outfit with accessories into something more fashionable.

*Members enrolled in Consumer Savvy may have two (2) entries in Class 4.

*Lot budget amounts are for the base outfit, accessories and/or alterations may be beyond the stated budget amount below.

***Garment must be displayed at Fair with explanation on a 4x6" index card of:**

- 1) Why the items were purchased
 - 2) Where the items were purchased, include receipt(s)
 - 3) How does this purchase help your closet
- OR How will these pieces be used for 2 - 3 different style events**

* Entries in Class 4 will not be eligible for Wisconsin State Fair.

Lots Grades 3-5

24. Garments Under \$50- Three or more piece purchased outfit for under \$50
25. Garment Remodeled, recycled or decorated garment (must be hand or machine stitched)
26. Garment Any other remodeled, recycled item - creative or home accessory or holiday item, etc. (must be hand or machine stitched)

Lots Grade 6-8

27. Garments Under \$50-Three or more piece purchased outfit for under \$50
28. Garments Remodeled, recycled or decorated garment (must be hand or machine stitched)
29. Garment Any other remodeled, recycled item - creative or home accessory or holiday item, etc. (must be hand or machine stitched)

Lots 9+

30. Garment Under \$50 -Three or more piece purchased outfit for under \$50
31. Garment Remodeled, recycled or decorated garment (must be hand or machine stitched)
32. Garment- Any other remodeled, recycled item - creative or home accessory or holiday item, etc. (must be hand or machine stitched)

DEPARTMENT 27 - KNITTING & CROCHETING

Superintendent – Connie Meyer; info@saukcountyfair.com

REQUIREMENTS

- Each item number must be a different piece (you cannot make 4 items of the same pattern)
- No exhibitor may make more than one entry in any prize number

CLASS 1 – KNITTING

1. Item One
 2. Item Two
 3. Item Three
 4. Item Four
 5. Item Five
 6. Baby Afghan, Min. size 25"-30"
 7. Simple sweater or vest
 8. Baby Items (2 or more pieces)
 9. Afghan- Minimum size 45" x 60"
- Premiums: 1st - \$2.00; 2nd - \$1.75; 3rd - \$1.50; 4th - \$1.25**

CLASS 2 - CROCHETING

1. Item One
 2. Item Two
 3. Item Three
 4. Item Four
 5. Item Five
 6. Baby Afghan, Min. size 25"-30"
 7. Simple sweater or vest
 8. Baby Items (2 or more pieces)
 9. Afghan- Minimum size 45" x 60"
- Premiums: 1st - \$2.00; 2nd - \$1.75; 3rd - \$1.50; 4th - \$1.25**

DEPARTMENT 28 - HOME ENVIRONMENT

Superintendent: Connie Meyer; info@saukcountyfair.com

REQUIREMENTS

- All exhibits must be handcrafted by the exhibitor.
 - All wall decorations must be ready to be hung
 - **No exhibitor may make more than one entry in any prize number**
-

CLASS I

1. Handmade placemat
2. Pillow, useful or decorative
3. Bulletin Board
4. Waste Basket
5. Window Treatment
6. Dresser Scarf or Table Runner
7. Macrame Item
8. Stuffed Toy
9. Wall Hanging
10. Hand decorated towel
11. Fresh Flower Arrangement (flowers do not need to be grown by exhibitor)
12. Dried or artificial flower arrangement
13. Holiday Decoration (other than Christmas)
14. Holiday Decoration - Christmas
15. Grapevine Article
16. Wreath (other than grapevine)
17. Cross Stitch Item (actual design 8x10" or smaller)
18. Cross Stitch Item (actual design larger than 8x10")
19. Plastic Canvas Item
20. Holiday Ornament
21. Stenciled Item
22. Appliquéd Item
23. Recycled Item (state work done and include before and after picture)
24. Refinished Item (state work done and include before and after picture)
25. Basket - handmade, any method
26. Live plant as home accessory (member must have grown plant)
27. Place setting with 3"x5" card with menu, appropriate setting for menu
28. Repaired Wicker Item (include statement of work done and picture)
29. Re-wired Item (include statement of work done)
30. Machine Decorated Towel
31. Repaired Article (other than Wicker) (include statement of work done and picture)
32. Finished Item (from raw wood) (stained, varnished, etc.) include statement of work done
33. Rugs (any media)
34. Sponge Painted Article for home or yard
35. Tie-dyed Article
36. Dust Ruffle for Bed
37. Bedspread, quilt or Afghan
38. Any quilt – finishing not done by exhibitor
39. Decorative Flags
40. Stepping Stones
41. Other Yard Ornament (other than stepping stone)
42. Handmade wind chimes
43. Yard Sculpture
44. Any other item not listed above

Premiums: 1st - \$2.00 2nd - \$1.75 3rd - \$1.50 4th - \$1.25

DEPARTMENT 29 – FAMILY LIVING & CHILD DEVELOPMENT

Superintendent: Connie Meyer; info@saukcountyfair.com

REQUIREMENTS

- Poster must be 14"x22" and ready to hang.
 - All exhibits must be handcrafted by the exhibitor unless otherwise specified.
 - **No exhibitor may make more than one entry in any prize number**
-

CLASS 1 - CHILD DEVELOPMENT

1. Family scrapbook.
2. Autobiography scrapbook
3. Your family tree.
4. Prop box for children to use when they play dress-up or for other imaginative play.
5. Toy - educational.
6. Photograph story of child preparing a snack, (2 photos min.)
7. Poster on emergency care (fire, choking, or poisoning)
8. Game
9. Flannel board & story with characters.
10. Story book.
11. Babysitting survival kit (10 items or less - 2 of which must be handmade)
12. Room accessory for child.

13. Book reviews of three (3) books that help children deal with feelings or problems. Indicate the ages each would be suitable for and why.
14. Poster with tips for parents on what babysitters need to know.
15. Display of 5 different types of puppets that you have made.
16. Puzzles (2)
17. Mobile
18. Poster on simple first aid procedures.
19. Notebook of careers in child care field.
20. Poster on what should be included in a first aid kit & what each item is used for.
21. Make a mask that shows a different feeling or emotion. Then write a story for that feeling or emotion.
22. Make a quick choke-tube tester-diameter 1 1/4". Decorate your canister & label it, include instructions on how to use & why
23. Make a "Toy Chart"
24. Make a photo story or preparing & eating a family meal, then record everyone's comments.
25. Keep a journal of your experiences as a babysitter. List parental roles you experience as a sitter.
26. Create a puppet to teach discipline to toddlers and preschoolers. Then write a story to go along with it.
27. Any other item not listed above.

Premiums: 1st - \$2.00; 2nd - \$1.75; 3rd - \$1.50; 4th - \$1.25

DEPARTMENT 31 – COMMUNICATIONS

Superintendent: Connie Meyer; info@saukcountyfair.com

-CLASS 1- DEMONSTRATIONS

Judged prior to the fair – Demonstrations are done at the Performance arts festival for registered exhibitors only. Only enter these exhibits if you participated in this festival. *If you participated in the Performance Arts Festival held before the Fair, you must enter this class on your online entry form in order to get premiums on your presentation.

. These **must** be listed on your online fair entry to receive premiums.

No exhibitor may make more than one entry in any prize number

Only for the festival participant's performance categories.

Individual: Premiums: 1st - \$3.00; 2nd - \$2.75; 3rd - \$2.50; 4th - \$2.25

1. Demo Single in grades 3-5
2. Demo Single in grades 6-8
3. Demo Single in grades 9+

Teams: Premiums: 1st - \$6.00; 2nd - \$5.00; 3rd - \$4.00; 4th - \$3.00

4. Demo Team in grades 3-5
5. Demo Team in grades 6-8
6. Demo Team in grades 9+

DEPARTMENT 33 - YOUTH LEADERSHIP & SELF-DETERMINED

Superintendent: Connie Meyer; info@saukcountyfair.com

REQUIREMENTS

- A display may be a mobile, a model, photos, something moving, an outline, charge or guide, actual articles or poster(s), or very likely a combination of display methods. See youth leadership project manuals for ideas and samples.
- Posters should be 14"x22" and ready to hang
- **No exhibitor may make more than one entry in any prize number**

CLASS 1 - YOUTH LEADERSHIP PROJECT

1. A display designed to recruit members or to improve 4-H club work.
2. A visual aid you used to teach a specific 4-H project.
3. Scrapbook or poster of leadership experience (i.e. Washington Focus, 4-H Youth Conference, etc)
4. Any other exhibit not listed above.

CLASS 2 - SELF DETERMINED

8. Poster explaining project and project work.
9. A display of articles made in project with a 3x5" card explaining the project.
10. A booklet describing goals & work done.
11. Any other display relating to your project.

Premiums: 1st - \$2.00; 2nd - \$1.75; 3rd - \$1.50; 4th - \$1.25

DEPARTMENT 34 – HEALTH SOCIAL SCIENCES

Superintendent: Connie Meyer; info@saukcountyfair.com

REQUIREMENTS

Premiums: 1st - \$2.00; 2nd - \$1.75; 3rd - \$1.50; 4th - \$1.25

- All Posters Must be 14" x 22" and ready to hang.
- **No exhibitor may make more than one entry in any prize number**

CLASS 1- Health

1. Poster relating to your health project
2. Any display relating to your health project.
3. A Fitness Display
4. Display on reducing stress
5. Exhibit on home safety hazards

Class 2-History and Heritage

6. Family Tree properly recorded (may include pictures)
7. Written account of an interview of a family member (may include pictures)
8. Biography of an ancestor (may include pictures)
9. Geographic map(s) and narrative tracing your family ancestor (s) migration from where they originated to present (use an adequate explanation and be creative.)
10. Exhibit or report about your family's settlement in an area (may include pictures.)

11. Historical research on the family farm or family home (may include pictures.)
12. Heritage box with old family possessions (identify the possessions and the generations.) Exhibitor must set-up (arrange) items in box, basket or similar enclosure before it can be judged.
13. A written report and collection of genealogical correspondence used in searching for your family roots.
14. Yesteryear to today pictures and explanations of somebody or something related to family history.
15. A picture history (past and present) or written report about historical developments of the community in which you live.
16. Written account of an interview with an older resident (s) of the community (may include pictures.)
17. An exhibit about early settlers or Native Americans in your area.
18. An exhibit of early farming or industry in your community which shows methods used for production in the past.
19. An exhibit of an old art or craft (attach explanation of process and materials used.)
20. Written report of a current or potential community landmark project.
21. Any other exhibit of historical significance and explanation.

DEPARTMENT 35- EDUCATIONAL AND SCHOOL EXHIBITS

Superintendent Liz Cook; info@saukcountyfair.com

Only open to Boys and Girls Club, Ho-Chunk or School Programing, within Sauk County

Rules Judging: Monday the week of fair – Commercial Building (2:00-7:00PM)

Registration, please, email the fair office for registration papers and instructions, info@saukcountyfair.com

Youth Exhibitors must go to school within Sauk County School Districts or be residents of Sauk County. Youth Exhibitors who enter items in department 35, may not enter in any other departments in Junior Fair or Open Class. This department is for youth not already showing as a member of another approved youth organization and not showing in open class.

REQUIREMENTS

-
- Scrapbooks should have at least 4 and a maximum of 10 pages.
 - Exhibits shall not be displayed in any other department.
 - Posters can be no larger than 14"x22" with hanger
 - **No exhibitor may make more than one entry in any prize number**
-

CLASS 1

24. Rock creatures
25. Any kind puppet
26. A simple crocheted article
27. Terrarium
28. Aerospace Exhibit
29. A collection of 5 wildflowers identified with common names, mounted and exhibited in a scrapbook.
30. Five mounted insects, identified with common names
31. A display of garden items you have grown
32. Poster promoting a particular livestock product such as dairy, meat, eggs, etc.
33. Homemade musical instrument
34. A simple craft article.
35. A drawing or sketch in pencil mounted on 11"x14" tagboard.
36. A simple wall hanging.
37. Original drawing of any subject.
38. Original painting of any subject.
39. Scrapbooking Project – (Minimum of 4 pages)
40. A simple knitted article
41. Homemade Cookies (4) any kind-bring recipe.
42. A Simple Snack, any kind-bring recipe.
43. Simple sewn project.
44. One or more pictures taken by exhibitor - displayed on tagboard. Max size 11"x14"
45. Lego or K'Nex exhibit
46. An arrangement of flowers, any medium.
47. Any item made from wood
48. Any other exhibit that does not fit into above category.

Premiums: 1st-Blue; 2nd-Red; 3rd-White; 4th-Pink

DEPARTMENT 40 – CLOVERBUD FAIR EXHIBITS LIST

For Sauk County 4-H Cloverbuds Only Superintendent: Dorothy Harms; info@saukcountyfair.com

Judging: Monday the week of fair – Commercial Building (1:30pm-6:30pm)

REQUIREMENTS

-
- **ENTRIES: Each exhibitor is allowed a maximum of 5 different entries (not 5 of same)**
 - **Premium: only \$1.50 maximum is awarded to each Cloverbud Exhibitor**
 - **Ribbon:** One participation ribbon will be awarded per exhibitor, for exhibiting one to five entries.
 - **CLOVERBUD:** Open to any 4-H Cloverbud formally enrolled as a Cloverbud in the Sauk County 4-H Program (**Cloverbuds are members in K - 2nd grade**)
 - **DUE:** Entry forms are due with Junior Fair Registration, using the online entry
 - **Entry Tags:** pick up your exhibit tags on pre-fair judging day, **Monday of Fair**
 - **Posters:** All posters must be 14"x22" and ready to hang
 - **PICK UP** Exhibits may be picked up between 4:00 – 5:00PM on Sunday
 - **Online Entry-** Choose between 1-5 different items below.
 - **No exhibitor may make more than one entry in any prize number**
 - Perishable foods may be displayed at the fair.
 - **Food item and dishes should be picked up on fair Sunday at 4pm.**
-

Cloverbuds: Enter online, choose between 1-5 projects. You do not have to choose an item, just register that you are entering an item.

Enter 001: Clover Item Any Different from List. Make sure if bringing multiple items to register item one first, or no premium will be paid!

- 00001: Entry of any 1st item
- 00002: Entry of any different 2nd item
- 00003: Entry of any different 3rd item
- 00004: Entry of any different 4th item
- 00005: Entry of any different 5th item

NATURAL SCIENCE (You must bring 5 specimens)

- 1. Insect Exhibits, 5 mounted specimens, properly labeled.
- 2. Wildflower exhibit, 5 mounted and pressed specimens, properly labeled.
- 3. Garden Flower exhibit, 5 mounted and pressed specimens, properly labeled.
- 4. Leaf exhibit, 5 mounted specimens, properly labeled.
- 5. One bird feeder.
- 6. Any other Natural Science Exhibit

HOME & FAMILY *Note: Foods exhibits will also be judged by cloverbud judge*

- Bring food items on your own plate,
- 7. Brownies, from a mix (plate of 3)
 - 8. Muffins, from a mix (plate of 3)
 - 9. Cookies, any kind (plate of 3) NOT A MIX
 - 10. Display of the new food pyramid
 - 11. Healthy Snack (made by exhibitor)
 - 12. Simple Sewn Article
 - 13. Home Safety Poster (14x22")
 - 14. Any other Home & Family Exhibit

CULTURAL ARTS

- 15. Holiday Craft Article
- 16. Article made from clay or dough
- 17. Creative design made with seeds, such as pictures, jewelry, boxes, etc.
- 18. Recycle projects.
- 19. Drawing or Painting
- 20. Any other craft article not listed above

PLANT & SOIL SCIENCE

- 21. A houseplant grown by exhibitor
- 22. A display of cut flowers, grown by exhibitor
- 23. Display of three different types of vegetables grown in your garden
- 24. Any other Plant & Soil Science exhibit

ANIMAL SCIENCE

- 25. Poster or display of animal project
- 26. Any other Animal Science Exhibit (not live animal)

HEALTH

- 27. Poster relating to your health

OTHER

- 28. Toy made by exhibitor (no kits)
- 29. Three snapshots of any subject, mounted on 14x11" tag board
- 30. Cloverbud Scrapbook - record book
- 31. Simple woodworking project
- 32. Any Lego or K'nex article (must be displayed in a box for safe moving and display)
- 33. Any other article not listed above
- 34. Project made during a Cloverbud Activity Day

PERFORMANCE ARTS

* Performance arts entries are completed earlier in spring in a separate competition for registered exhibitors only. Only enter these exhibits if you participated in this festival.

*If you participated in the Performance Arts Festival held previous to Fair, you must enter this class on your online entry form in order to get premiums on your presentation.

- 290. Vocal -Solo
- 291. Vocal – Group (Duet, Trio, etc.)
- 292. Instrumental - Solo (piano, drums, flute, etc)
- 293. Instrumental - Group (piano, drums, flute, etc)
- 294. Dance
- 295. Club Musical
- 296. Interpretive Performance
- 297. Interactive Reading
- 298. Interpretive Reading Group (2 or more)
- 299. Mini-Drama
- 300. Club Drama
- 301. Original Story/ Selection- individuals only







Questions? Call the Sauk County Agricultural Society Fair Office at 356-8707.

This form must be returned to the Sauk County Fair, Upload!

Family Last Name _____

Club, Group or Chapter _____

Children's Names _____

Ear Notches (Draw in the ear notches on both ears. Use Universal Ear Notching System)	Ear Tag # (Request from Fair)	Breed, Color, Markings	Sex
			
			
			
			
			
			



Animal Health Regulations Fairs and Shows in Wisconsin: 2024 Season

This is a summary of animal health requirements for fairs, shows and exhibitions. They are not necessarily the same as requirements for importing animals into Wisconsin or moving them within the state for other purposes. They may change if animal diseases occur in Wisconsin or elsewhere, so always check datcp.wi.gov or contact us for current information. Fairs or exhibitions may have additional requirements. Exhibitors should contact the event organizers for more information. Ref. s. ATCP 10.87, Wis. Admin. Code.

General requirements for event organizers	<p>All fairs or exhibitions of any length must obtain, review, and keep for five years all required records and test results:</p> <ul style="list-style-type: none"> Exhibitor's name and address Animal identification (number, type, description, and, when required, official identification (see requirements for different animals below)) Documents showing compliance with disease testing and other health requirements Livestock premises number, if any, where animals originated Documentation showing legal importation to the event (if applicable) and, when required, movement to the event (see requirements for different animals below) For swine, a record of any swine transported directly to a slaughtering establishment For swine, a record of any swine transported to an animal market where all animals sold at the market sale for that day were shipped directly to a slaughtering establishment <p>Fairs or exhibitions lasting more than 24 hours must appoint a licensed veterinarian to inspect all animals daily.</p> <p>Note: Except in specific circumstances, if an animal already bears an official 840 eartag, that eartag must not be removed and additional official eartags must not be applied. Instead, the existing eartag must be read and recorded when a record of that animal is required. (Ref. s. ATCP 10.045, Wis. Admin. Code)</p> <p>These regulations apply to all fairs and exhibitions, including additional events (like rodeos, shows, or other organized events) that occur in conjunction with the fair.</p>
Diseases	<p>Animals that show evidence of having contagious or infectious diseases may not be commingled (or housed/kept) with other animals at a fair, show, or other exhibition in such a way as to allow disease to spread. Such animals should not attend the fair, show, or exhibition. Animals may be denied entry if they arrive at these events with contagious or infectious diseases, isolated and/or removed if they develop disease after arriving, or be subject to other action as would be necessary to control disease. (Ref. s. ATCP 10.08(1), Wis. Admin. Code)</p> <p>Bovine animals with ringworm, mange, warts or scab will be removed from the fair or exhibition premises, unless the veterinarian in charge finds warts or ringworm lesions are incapable of transmitting disease.</p>

Cattle and Bison	<p>Cattle from within Wisconsin have no requirements for tests or health documents.</p> <p>Cattle from outside Wisconsin (Ref. s. ATCP 10.22, Wis. Admin. Code) must:</p> <ul style="list-style-type: none"> Be accompanied by certificate of veterinary inspection (CVI or health certificate)^a documenting official animal identification (ID) and all required tests and certifications Have official individual ID (including steers)^b Meet all of Wisconsin's normal requirements for import (see https://datcp.wi.gov/Pages/Programs_Services/CattleBison.aspx) <p>Acceptable animal IDs⁵ for all cattle from outside Wisconsin</p> <ul style="list-style-type: none"> USDA metal ear tag number that is part of the National Uniform Eartagging System (NUES) (starts with state 2-digit code, also known as "brite" tag); this includes the orange brucellosis vaccination tag 15-digit "840" tags (visual or RFID) Valid only if applied before March 11, 2015: <ul style="list-style-type: none"> Manufacturer-coded RFID tag - 15-digit number with the first three digits in 900s American ID tag - 8 to 12-digit number prefaced with "USA" <p>Brucellosis requirements for cattle from outside Wisconsin</p> <p>No cattle from outside Wisconsin are currently required to be brucellosis tested or vaccinated to come to fairs and shows in Wisconsin</p> <p>Tuberculosis (TB) requirements⁶ for cattle from outside Wisconsin</p> <p>As of 1/1/23, all cattle from Texas and Michigan's TB Free Zone (for cattle from Michigan's Modified Accredited Zone see below), regardless of sex or age are required to have a negative TB test within 60 days prior to import.</p> <p>For details and requirements by state, see: https://datcp.wi.gov/Pages/Programs_Services/CattleBison.aspx</p> <p>Cattle from Michigan's Modified Accredited Zone – Alcona, Alpena, Montmorency, and Oscoda counties - (for cattle from Michigan's TB Free Zone, see requirements by state above) also need:</p> <ul style="list-style-type: none"> Import permit^e To originate from a herd that has a negative whole-herd TB test within 12 months before arrival in Wisconsin that includes all animals 1 year and older^c Negative individual TB tests within 60 days before entering Wisconsin^c A statement indicating the animals will return directly to the state of origin after the show^d. <p>For information on obtaining an import permit:</p> <ul style="list-style-type: none"> Online https://datcp.wi.gov/Pages/Programs_Services/AnimalMovementPermits.aspx Email DATCPanimalimports@wi.gov Call (608) 224-4872 <p>Cattle from Canada must meet current federal requirements to enter the United States. (See https://www.aphis.usda.gov/regulations/vs/iregs/animals/downloads/ca-protocol-imp-cattle-bison.pdf) Requirements are subject to change as conditions warrant. For current information, check https://datcp.wi.gov/Pages/Programs_Services/CattleBison.aspx.</p>
SWINE	<p>Note: These regulations apply to all swine, including pet pigs and racing pigs.</p> <p>Swine from within Wisconsin (Ref. s. ATCP 10.32(2) and 10.87, Wis. Admin. Code) need a Wisconsin intrastate certificate of veterinary inspection (CVI or health certificate)².</p> <p>Note: Herd of origin means the herd in which the pigs currently reside, likely the exhibitor's herd. When pigs are purchased from a herd, the herd from which they originate is the herd of origin for the seller. Once the purchased pigs are added into the buyer's herd (even if the buyer's herd only consists of one or just a few animals), the buyer's herd becomes the new herd of origin and that herd must meet testing requirements to move pigs again.</p> <p>Stating that the entire herd of origin on the farm was inspected within 30 days before the show and no apparent disease was present at the time of inspection^d.</p> <p>Non-terminal Exhibitions: All swine must have a PRRS (Porcine Reproductive and Respiratory Syndrome) and PEDv (Porcine Epidemic Diarrhea virus) test of the herd of origin within 90 days of the end of the exhibition^c. Include test date, type, and results on the CVI.</p>

Swine	<p>Terminal Exhibitions: No testing requirements.^C Note: Terminal Exhibitions are those at which all the swine go directly from the fair/show to the slaughtering establishment OR to a slaughter only market sale. If going to a slaughter only market sale, contact the Division of Animal Health fair inspector for required information to collect. Note: If the fair intends to use a load-out facility, contact the Division of Animal Health in advance to discuss requirements that must be met.</p> <p>Swine from outside Wisconsin (Ref. s. ATCP 10.30 and 10.87, Wis. Admin. Code) need a certificate of veterinary inspection (CVI or health certificate)^a that includes the following: The negative results of the PRRS test^C from the swine's herd of origin conducted within 90 days prior to movement into Wisconsin including test date, type, and results. The negative results of the PEDv test^C from the swine's herd of origin conducted within 90 days prior to movement into Wisconsin including test date, type, and results. A statement that the veterinarian has inspected the entire herd of origin within the past 30 days and that no clinical signs of PRRS and PEDv or any other apparent disease was present at the time of inspection.^d Official individual identification (ID)^b Acceptable methods of ID for swine are^b:</p> <p>USDA silver ear tag USDA 840 ear tag, either visual or RFID Breed association tattoo if the pig is a purebred and the tattoo is registered An ear tag with the premises identification number and a unique identifier Ear notch if the pig is a purebred and the notch is registered Note: Microchips are not accepted as official ID for any swine including pet pigs. Requirements are subject to change as conditions warrant. For current information and for PRRS and PEDv testing options, check https://datcp.wi.gov/Pages/Programs_Services/SwineMovement.aspx.</p>
--------------	---

Sheep and goats	<p>Note: These rules do not apply to non-domestic sheep and goats. See Exotic Ruminants below.</p> <p>Sheep and goats from within Wisconsin need:</p> <p>If sexually intact, need official individual identification (ID)^b at any age. If not sexually intact, need official individual ID^b if they are 12 months or older. See below for Official ID options.</p> <p>Sheep and goats that go to a slaughter establishment after the fair should have an owner hauler statement to move from the fair to the slaughter establishment. Sheep and goats from outside Wisconsin (Ref. s.ATCP 10.69, 10.76, Wis. Admin. Code) need: Certificate of veterinary inspection (CVI or health certificate)^a and official individual ID^b for all animals. See below for Official ID options. See below for additional requirements for goats from Michigan's Tuberculosis Modified Accredited Zone.</p> <p>Sheep and goats that go to a slaughter establishment after the fair should have an owner hauler statement to move from the fair to the slaughter establishment. Official Identification^b includes: Scrapie eartags (including tags on neckstraps for animals with absent/injured ears or with official tattoos – see DATCP Website*) USDA 840 ear tags Legible breed tattoos (see DATCP Website* and NOTE below) Legible scrapie tattoos (see DATCP Website* and NOTE below) Approved microchips (Electronic Identification/EID) – There are many requirements that need to be met to use microchips including a requirement for accompanying tattoos. See DATCP Website* and NOTE below.</p> <p>NOTE: All sheep and goats that go through a market or to slaughter and require Official Identification must be eartagged with Official ID. Official ID in the form of a tattoo or Electronic Implantable Identification (EID) is no longer sufficient when moving through a market or going to slaughter. NOTE: If a Wisconsin origin animal is neutered, less than 12 months of age, and moving through a market after the fair, the market may require Official ID in the form of an ear tag.</p> <p>*For more information on official identification and for owner hauler statements see DATCP Website at https://datcp.wi.gov/Pages/Programs_Services/OfficialID.aspx Goats from Michigan's Tuberculosis (TB) Modified Accredited Zone –Alcona, Alpena, Montmorency, Oscoda counties- also need: Import permit^e To originate from a herd that has a negative whole-herd TB test within 12 months before arrival in Wisconsin that includes all animals 1 year and older^C Negative individual TB tests within 60 days before entering Wisconsin^C A statement indicating the animals will return directly to the state of origin after the show.^d For information on obtaining an import permit: Online https://datcp.wi.gov/Pages/Programs_Services/AnimalMovementPermits.aspx Email DATCPAnimalImports@wi.gov Call 608-224-4872 Requirements are subject to change as conditions warrant. For current information, check https://datcp.wi.gov/Pages/Programs_Services/SheepGoatMovement.aspx.</p>
------------------------	---

Equine	<p>Equine animals from within Wisconsin need documentation of a negative EIA (Coggins) test^C done within the previous 12 months, which clearly identifies the animal by complete description, digital photographs, or an approved microchip (if a reader is available). No test is needed for nursing foals accompanying negative dams. Documentation may be: Official test report VS 10-11, or USDA-approved electronic test form, or Global Vet Link EIA electronic form, or Certificate of veterinary inspection with the test results listed</p> <p>Equine animals from outside Wisconsin (Ref. s.ATCP 10.36, Wis. Admin. Code) need: Certificate of veterinary inspection (CVI or health certificate)^a which clearly identifies^b the animal by complete description, digital photographs, or an approved microchip Negative EIA (Coggins) test^C done within previous 12 months that is reported on the CVI No EIA test is needed for nursing foals accompanying negative dams Equines from Minnesota are exempt from the CVI requirement if: Ownership does not change while the animal is in Wisconsin The animal remains in Wisconsin no longer than 7 days Proof of a negative EIA (Coggins) test^C in previous 12 months accompanies the animal Requirements are subject to change as conditions warrant. For current information, check https://datcp.wi.gov/Pages/Programs_Services/HorseOtherEquineMvmt.aspx</p>
---------------	--

<p>Poultry and waterfowl (Pigeons are not considered poultry for fairs and shows)</p>	<p>Poultry and waterfowl from within Wisconsin need ONE of the following:</p> <p>An NPIP certificate stating the flock of origin is a US pullorum-typhoid clean and for turkeys a <i>Mycoplasma gallisepticum</i> clean flock or NPIP affiliate flock^C or Documentation the flock of origin is a Wisconsin Tested Flock and has tested negative for pullorum-typhoid and for turkeys <i>Mycoplasma gallisepticum</i>,^C or Documentation the flock of origin is a Wisconsin Associate Flock^C; or</p> <p>Individual tests for sexually mature birds (turkeys over 6 months, all other birds over 4 months) within 90 days before arrival at the show. These birds also need wing or leg band identification (ID). All birds must test negative for pullorum-typhoid, and turkeys must test negative for <i>Mycoplasma gallisepticum</i>. After testing there can be no change of ownership or commingling with other birds that are not part of the flock except at other shows/fairs.</p> <p>Note: Flock of origin means the flock in which the birds currently reside, likely the exhibitor's flock. Once purchased birds are added to the buyer's flock, even if the buyer's flock only consists of one or just a few birds, the buyer's flock is the flock of origin and that flock must meet NPIP or WI Tested or Associate Flock status to avoid individual bird testing for shows/fairs.</p> <p>Poultry and waterfowl from outside Wisconsin (Ref. s.ATCP 10.42, Wis. Admin. Code) need a certificate of veterinary inspection (CVI or health certificate)^a or equivalent (such as form VS 9-3) specifically showing movement to the fair or show that states:</p> <p>They originate from a flock classified pullorum-typhoid clean and for turkeys <i>Mycoplasma gallisepticum</i> clean under NPIP or an equivalent state program^C, or If they are sexually mature, that they have tested negative for pullorum-typhoid (and <i>Mycoplasma gallisepticum</i> for turkeys) within 90 days^C before arrival at the show. These birds also need wing or leg band ID^b.</p> <p>Not required: Import permit number; Requirements are subject to change as conditions warrant. For current information, check https://datcp.wi.gov/Pages/Programs_Services/PoultryMovement.aspx.</p>
--	--

<p>Exotic Ruminants</p> <p>South American camelids: llamas, alpacas, guanacos, vicuñas</p>	<p>Note: Exotic ruminants are ruminants that are not native to Wisconsin, and are not cervids – for example, Old World camels, yaks, water buffalo, pronghorn antelope, giraffes, and non-domestic sheep and goats. In addition, please contact your county and local municipality for any restrictions.</p> <p>Exotic ruminants from within Wisconsin have no requirements.</p> <p>Exotic ruminants from outside Wisconsin (Ref. s.ATCP 10.82, Wis. Admin. Code) must have</p> <p>Certificate of veterinary inspection (CVI or health certificate)^a</p> <p>Official individual identification (ID) as required for tuberculosis and brucellosis testing^b</p> <p>Import permit^e</p> <p>Proof written on the CVI that they meet requirements for:</p> <p><i>Tuberculosis (TB)</i> – negative test required within 60 days before entry^c</p> <ul style="list-style-type: none"> ○ <i>Brucellosis</i> – negative test required within 30 days before entry^c Please call 608-224-4872 beforehand to determine which TB test to use. <p>For information on obtaining an import permit:</p> <p>Online https://datcp.wi.gov/Pages/Programs_Services/AnimalMovementPermits.aspx</p> <p>Email DATCPAnimalImports@wi.gov</p> <p>Call 608-224-4872</p> <p>Requirements are subject to change as conditions warrant. For current information, check https://datcp.wi.gov/Pages/Programs_Services/ExoticSpeciesMvmt.aspx.</p> <p>South American camelids from within Wisconsin have no requirements.</p> <p>South American camelids from outside Wisconsin (Ref. s.ATCP 10.85, Wis. Admin. Code) must have a certificate of veterinary inspection (CVI or health certificate)^a and official individual identification (ID)^b. Official ID may be:</p> <p>Approved USDA ear tag number</p> <p>Microchip number</p> <p>Breed association registration number</p> <p>Breed association tattoo</p> <p>Requirements are subject to change as conditions warrant. For current information, check https://datcp.wi.gov/Pages/Programs_Services/LlamaAlpacaMovement.aspx.</p>
--	---

<p>Small animals: Dogs, domestic cats, and other household pets (ferrets, pet birds, rabbits, gerbils, guinea pigs, hamsters, hedgehogs, chinchillas, domestic mice and rats)</p>	<p>Note: For animals that are part of menageries, see also rules below for menageries. Pot-bellied and miniature pigs fall under rules for swine. Dog hybrids, domestic cat hybrids, or exotic small cat species such as servals fall under rules for Exotic small animals. Native wild animals and birds, including raptors, and captive wild animals such as raccoons, opossums, and skunks fall under rules for wild animals.</p> <p>Dogs from within Wisconsin (Ref. s.95.21, Wis. Stats.) that are 5 months or older need proof of current rabies vaccination.^f</p> <p>Cats and other household pets from within Wisconsin have no requirements.</p> <p>Dogs and cats from outside Wisconsin (Ref. s.ATCP 10.80, Wis. Admin. Code) that are 5 months or older need to be vaccinated against rabies^f by a licensed veterinarian, and regardless of age, need certificates of veterinary inspection (CVIs or health certificates)^a stating the age of the animal and for animals 5 months and older the date of last rabies vaccination and revaccination due date.</p> <p>Other household pets from outside Wisconsin (Ref. s.ATCP 10.06, Wis. Admin. Code) need certificates of veterinary inspection (CVIs or health certificates)^a but have no testing or vaccination requirements.</p> <p>Small animals from other nations need to meet requirements of the U.S. Department of Agriculture (608-662-0600) and Centers for Disease Control (1-800-232-4636).</p> <p>Requirements are subject to change as conditions warrant. For current information, check https://datcp.wi.gov/Pages/Programs_Services/PetMovement.aspx.</p>
--	--

<p>Exotic small animals (any species not covered by "small animals" above), exotic large animals, and other wild animals</p>	<p>Note: Local jurisdictions may have requirements beyond the state requirements listed here.</p> <p>Animals from within Wisconsin do not have any requirements as long as they are legally possessed in Wisconsin.^f</p> <p>Animals from outside Wisconsin (Ref. s.ATCP 10.84, Wis. Admin. Code) generally have no testing or vaccination requirements, but do need:</p> <p>Certificate of veterinary inspection (CVI or health certificate)^a</p> <p>Import permit number^e</p> <p>Note: Some animals may not be brought to Wisconsin.^f These are North American prairie dogs and the following African species: tree squirrels, rope squirrels, dormice, Gambian giant pouched rats, brush-tailed porcupines and striped mice. Some animals may require permits from the Wisconsin Department of Natural Resources. See http://dnr.wi.gov.</p> <p>For information on obtaining an import permit:</p> <p>Online https://datcp.wi.gov/Pages/Programs_Services/AnimalMovementPermits.aspx</p> <p>Email DATCPAnimalImports@wi.gov</p> <p>Call 608-224-4872</p> <p>Requirements are subject to change as conditions warrant. For current information, check https://datcp.wi.gov/Pages/Programs_Services/PetMovement.aspx.</p>
---	--

Circus, rodeo, racing and menagerie animals

Note: Local jurisdictions may have requirements beyond the state requirements listed here. **Animals from within Wisconsin** must meet vaccination and testing requirements for their species. See these requirements earlier in this document. **Animals from outside Wisconsin** need certificates of veterinary inspection (CVIs or health certificates) and vaccinations, identification, and tests required for their species. See these requirements earlier in this document.

They also need import permit numbers^e (Ref. s.ATCP 10.81, Wis. Admin. Code) if they are:

- Circuses and individual circus acts
- Rodeo stock other than individual participants' horses
- Multi-species menageries (defined as any animals kept in a collection primarily for purposes of exhibition or competition)
- Petting zoos

They do not need import permit numbers if they are:

- Rodeo horses owned by individual participants
- Single-species groups

Note: Some animals may not be brought to Wisconsin. These are North American prairie dogs and the following African species: tree squirrels, rope squirrels, dormice, Gambian giant pouched rats, brush-tailed porcupines and striped mice. Some animals may require permits from the Department of Natural Resources. See <https://dnr.wi.gov/topic/wildlife/habitat/captive.html>

For information on obtaining an import permit:

Online https://datcp.wi.gov/Pages/Programs_Services/AnimalMovementPermits.aspx

Email DATCPAnimalImports@wi.gov

Call 608-224-4872

Requirements are subject to change as conditions warrant. For current information, check https://datcp.wi.gov/Pages/Programs_Services/CircusesRodeosMenageries.aspx.

Guidelines for housing and managing animals

The State Veterinarian recommends that exhibitors:

- Vaccinate breeding cattle against bovine viral diarrhea (BVD) at least 30 days before the event
- Test cattle for BVD-PI by immunoperoxidase test, and bring them to shows only if they test negative
- Test cattle for Johne's disease by ELISA test, and bring to shows only if negative test
- Clean and disinfect vehicles used to transport animals to and from the show, and vehicles used on the grounds before, during, and after the show
- Isolate exhibited animals returning to their farms or animals purchased at the show for 21 days before mingling them with other stock
- Additional biosecurity recommendations can be found at: www.youtube.com/widatcp Go to Created playlists and View full playlist under Farm Biosecurity Practices

The State Veterinarian recommends that show organizers:

- House cattle separately from South American camelids and other exotic ruminants
- House cattle separately from small ruminants, especially sheep
- House ostriches, emus, rheas and cassowaries separately from domestic poultry
- House swine separately from any other mammals
- Include a space for the premises registration code on livestock entry forms
- Provide hand-washing stations near all livestock facilities; Provide individual watering and feeding troughs rather than common

Summary of Requirements for Animals from **WITHIN** Wisconsin Attending Events. *See animal page for full details. Note that fairs & shows may have additional requirements.

Animal (page #)	CVI	Official ID	Testing	Veterinary Statements	Other
Cattle & bison (2)	No	No	No	No	
Swine (3)	Yes ^a	No	If terminal show: No ^c If <u>not</u> terminal show: Negative PRRS and PED testing of herd of origin within 90 days of end of show. ^e	Yes: The entire herd of origin has been inspected within the past 30 days and no apparent disease was present at the time of inspection. ^d	
Sheep & goats (4)	No	Yes, ^b see "other"	No	No	Official ID not required if not sexually intact AND under 12 months of age.
Equine (5)	No	No	Yes: Negative EIA test (Coggins) within 12 months. ^c See "other"	No	Nursing foals with EIA test negative dams exempt from testing.
Poultry & waterfowl (5)	No	No	Yes: <u>ONE</u> of the following ^c : <ul style="list-style-type: none"> ● Originate from NPIP pullorum-typhoid clean (and for turkeys Mycoplasma gallisepticum clean) flocks or affiliate flocks with documentation. ● Originate from WI Tested pullorum-typhoid (and turkeys Mycoplasma gallisepticum) flock or Associate flock with documentation. ● Individual birds tested negative within 90 days for pullorum-typhoid (and turkeys Mycoplasma gallisepticum) with documentation. 	No	Only turkeys over 6 months and other birds over 4 months eligible for individual testing. Individually tested birds require: <ul style="list-style-type: none"> ● Wing or leg band ID ● No owner change ● No commingling with other birds that are not part of the flock except at other fairs/exhibitions.
Exotic ruminants (6)	No	No	No	No	
South American camelids (6)	No	No	No	o	
Small animals (7)	No	No	No	No	Dogs 5 months and older require proof of current rabies vaccination. ^f
Exotic small animals (7)	No	No	No	No	Must be legally possessed in WI. ^f

Summary of Requirements for Animals from **WITHIN** Wisconsin Attending Events. *See animal page for full details. Note that fairs & shows may have additional requirements.

Animal (page #)	CVI	Official ID	Testing	Veterinary Statements	Other
Cattle & bison (2)	No	No	No	No	
Swine (3)	Yes ^a	No	If terminal show: No ^c If <u>not</u> terminal show: Negative PRRS and PED testing of herd of origin within 90 days of end of show. ^c	Yes: The entire herd of origin has been inspected within the past 30 days and no apparent disease was present at the time of inspection. ^d	
Sheep & goats (4)	No	Yes, ^b see "other"	No	No	Official ID not required if not sexually intact AND under 12 months of age.
Equine (5)	No	No	Yes: Negative EIA test (Coggins) within 12 months. ^c See "other"	No	Nursing foals with EIA test negative dams exempt from testing.
Poultry & waterfowl (5)	No	No	Yes: <u>ONE</u> of the following ^c : <ul style="list-style-type: none"> ● Originate from NPIP pullorum-typhoid clean (and for turkeys Mycoplasma gallisepticum clean) flocks or affiliate flocks with documentation. ● Originate from WI Tested pullorum-typhoid (and turkeys Mycoplasma gallisepticum) flock or Associate flock with documentation. ● Individual birds tested negative within 90 days for pullorum-typhoid (and turkeys Mycoplasma gallisepticum) with documentation. 	No	Only turkeys over 6 months and other birds over 4 months eligible for individual testing. Individually tested birds require: <ul style="list-style-type: none"> ● Wing or leg band ID ● No owner change ● No commingling with other birds that are not part of the flock except at other fairs/exhibitions.
Exotic ruminants (6)	No	No	No	No	
South American camelids (6)	No	No	No	o	
Small animals (7)	No	No	No	No	Dogs 5 months and older require proof of current rabies vaccination. ^f
Exotic small animals (7)	No	No	No	No	Must be legally possessed in WI ^f

Summary of Requirements for Animals from **OUTSIDE** Wisconsin Attending Events. *See animal page for full details. Note that fairs & shows may have additional requirements.

Animal (page #)	CVI	Official ID	Testing	Veterinary Statements	Import Permit	Other
Cattle & bison (2)	Yes ^a	Yes ^b	As of 1/1/23 from TX and MI only. TB testing required. See pg. 2. ^c	No, unless imported from MI MA zone. See pg. 2 ^d .	No, see "other"	Import permit needed if imported for rodeo/circus/menagerie and for cattle/bison from the MI MA zone. See pg. 2. ^e
Swine (3)	Yes ^a	Yes ^b	Yes: Negative PRRS and PED testing of herd of origin within 90 days. ^c	Yes: The entire herd of origin has been inspected within the past 30 days and no apparent signs of PRRS, PED, or other disease was present at the time. ^d	No, see "other"	Import permit needed if imported for rodeo/circus/menagerie. ^e
Sheep & goats (4)	Yes ^a	Yes ^b	Only <u>goats</u> from the MI MA zone have TB test requirements. See pg. 4. ^c	No except for <u>goats</u> from the MI MA zone. See pg. 4 ^d .	No, see "other"	Import permit needed if imported for rodeo/circus/menagerie and for <u>goats</u> from the MI MA zone. See pg. 4. ^e
Equine (5)	Yes, ^a unless all of the following apply: <ul style="list-style-type: none"> ● Imported from MN. ● No change of ownership while in WI. ● In WI for no more than 7 days. 	Yes ^b	Yes: Negative EIA test (Coggins) within 12 months. ^c Nursing foals with EIA test negative dams exempt from testing.	No	No, see "other"	Import permit needed if imported as stock horses for rodeo/circus/menagerie (not individual participants horses). ^e
Poultry & waterfowl (5)	Yes ^a (or VS9-3 for this specific import).	No, see "other"	Yes: <u>ONE</u> of the following ^c : <ul style="list-style-type: none"> ● Originate directly from NPIP enrolled flock. ● Originate directly from NPIP pullorum typhoid clean and for turkeys Mycoplasma gallisepticum clean flock. ● Individual birds test negative for pullorum-typhoid (and turkeys Mycoplasma gallisepticum) within 90 days. 	No	No, see "other"	Import permit needed if imported for rodeo/circus/menagerie. ^e Only turkeys over 6 months and other birds over 4 months eligible for individual testing. Individually tested birds require: <ul style="list-style-type: none"> ● Wing or leg band ID. ● No owner change.
Exotic ruminants (6)	Yes ^a	See "other"	Yes: <ul style="list-style-type: none"> ● TB testing^c within 60 days prior to import. ● Brucellosis testing^c within 30 days prior to import. 	No	Yes ^e	Official ID required as used for TB and Brucellosis testing. ^b

Animal (page #)	CVI	al ID	Testing	Veterinary Statements	Import Permit	Other
South American camelids (6)	Yes ^a	Yes ^b	No	No	No, see "other"	Import permit needed if imported for rodeo/circus/menagerie. ^e
Small animals (7)	Yes ^a	No	No	No	No, see "other"	Dogs 5 months and older require proof of current rabies vaccination. ^f Import permit needed if imported for rodeo/circus/menagerie. ^e
Exotic small animals (7)	Yes ^a	No	No	No	Yes ^e	Must be legally possessed in WI and legal for import. ^f